



NeutralPosture
Women Owned Small Business
Price List

Contents

Chair Uses Matrix	iv – v
Ordering	2
Warranty	3

High Performance

Back Options/Seat Options/Headrest Options	4
Mechanism Options/Arm Options	5
1000 Series	6 – 7
2000 Series	8 – 9
5000 Series	10 – 11
6000 Series	12 – 13
8000 Series	14 – 15
Big & Tall	16 – 17
XSM™ Extra Small	18 – 19

Multi-purpose *(Conference, Executive, Task)*

Arm Options	20
Mechanism Options	21
Balance™	22 – 23
Balance Ergo™	24 – 25
Balance Ergo™ Stool	26 – 27
BFF®	28 – 29
Cozi®	30 – 31
Cozi® Stool	32 – 33
E-Series™	34 – 35
Embrace™	36 – 37
Embrace Ergo™	38 – 39
N-dure™	40 – 41
NV™	42 – 43
ONGO®	44 – 45
Right Chair®	46 – 47
Right Chair® Stool	48 – 49
U4ia®	50 – 51
U4ia® Stool	52 – 53

Guest Seating

Dice™	54
N-side™	54
Embrace Guest™	55

Industrial/Healthcare

AbChair®	56 – 57
Adapta™ Stool	58 – 59
Geo™	60
Graphite™	61
Stratus™ Upholstered	62
Stratus™ Urethane	63
N-tune® Seating System	64
Stool Options	65

Workplace Accessories

Keyboard Trays/Arms	66
Workplace Accessories	67












General Info

General Information	68 – 69
ESD Order Form	70
Customer's Own Material (COM) Form	71
GSA	72 – 73

Upholstery Options












Upholstery	74 – 75
----------------------	---------

Chair Uses Matrix

		High Performance	Work/Task	Executive	Conference/ Training Room	Guest	Stools
	1000 Series page 6 - 7	✓	✓	✓			✓
	2000 Series page 8 - 9	✓	✓	✓			✓
	5000 Series page 10 - 11	✓	✓				✓
	6000 Series page 12 - 13	✓	✓	✓			
	8000 Series page 14 - 15	✓	✓	✓			✓
	Balance™ page 22 - 23		✓	✓	✓		
	Balance Ergo™ page 24 - 27		✓	✓	✓		✓
	BFF® page 28 - 29		✓		✓		
	Big & Tall page 16 - 17	✓	✓	✓			
	Cozi® page 30 - 33		✓		✓		✓
	Dice™ page 54					✓	

✓ Standard

Chair Uses Matrix

High Performance	Work/Task	Executive	Conference/ Training Room	Guest	Stools		
	✓	✓	✓		✓	E-Series™ page 34 - 35	
		✓	✓			Embrace™ page 36 - 37	
	✓	✓	✓			Embrace Ergo™ page 38 - 39	
				✓		Embrace Guest™ page 55	
	✓				✓	N-dure™ page 40 - 41	
		✓	✓			NV™ page 42 - 43	
				✓		N-side™ page 54	
			✓	✓	✓	ONGO® page 44 - 45	
	✓	✓	✓		✓	Right Chair® page 46 - 49	
	✓	✓	✓		✓	U4ia® page 50 - 53	
✓	✓	✓			✓	XSM™ (Extra Small) page 18 - 19	

Ordering

All orders must be faxed, e-mailed or mailed. Orders must have a contact name and phone number. Orders may not be cancelled without written consent of the corporate office.

Orders should be sent to:

Neutral Posture, Inc.
3904 N. Texas Avenue
Bryan, TX 77803
979.778.0502 (Option 2)
800.446.3746
979.778.0408 FAX
E-mail: oe@np-us.com

When an order is received, it is assigned a scheduled ship date. That date is shown on the customer's acknowledgment. Request for changes or cancellations should be made through the Customer Service Department immediately. Any change or cancellation is subject to a 30% fee. All standard discount orders are F.O.B. destination within the forty-eight (48) contiguous states and District of Columbia. For orders shipping outside the forty-eight (48) contiguous states, customer pays shipping from port of embarkation to destination and order will be shipped "best way". Customer will incur additional charges if they choose to specify a freight carrier. Quick Ship lead time is five (5) days for manufacturing of products noted with Quick Ship in the price list for quantities of 25 chairs or less. Standard lead time is 3 - 4 weeks for manufacturing of orders that are not Quick Ship and/or Quick Ship quantities of 26 - 300 units. For larger orders contact the Customer Service Department for lead time.

A 3% of net expedite fee will be charged for orders requiring less than standard lead times. Contact the Customer Service Department for feasibility and authorization.

Terms and Conditions

For all non-rated or new accounts, payment terms are Cash in Advance (C.I.A.) until credit has been approved or rated. Please send full credit information and references and allow time for Credit Department approval.

For all established accounts, payment is due within thirty (30) days from the invoice date. Neutral Posture (NP) reserves the right to change or cancel the terms of sale based on volume, credit rating and/or credit information. Prepayment, whole or in part, may be requested at any time at the discretion of the corporate office.

Past due accounts are subject to a 1.5% late charge, or maximum amount permitted under local law, for each thirty (30) days the outstanding balance remains open after the due date. Withholding of payments based on carrier damages, shortages or other disputes is illegal and subject to charges.

Neutral Posture does not accept credit cards.

Returns

All merchandise returns must be pre-approved by the corporate office and sent freight prepaid. Contact the Warranty Department, warranty@np-us.com, to receive a Return Merchandise Authorization (RMA) number for any return. RMAs are valid for thirty (30) days and any returned merchandise without a RMA number will be refused.

No deductions from any NP invoices can be made for return merchandise until it is approved by the corporate office. No deductions will be honored until returned goods are processed through our Quality Control Audit.

All returns for cancelled orders must be pre-approved by the corporate office and sent freight prepaid. No returns will be authorized unless our inventory allows it, the parts are in good reusable condition, and it was sold within the last thirty (30) days. Authorized returns will be charged a 30% (20% for GSA) restocking fee, by agreement, to cover handling, inspection, stocking and repackaging.

Prices

Prices are subject to change without notice. Prices in effect at time of shipment prevails in the event of a discrepancy.

Freight Damage

Upon receipt of shipment, check delivery for shortages or signs of damage. If a problem is discovered, bring it to the driver's attention immediately. If any of the goods called for on the Bill of Lading are shorted or damaged, consignees should not accept them until the carrier makes a notation on the freight bill of the shorted or damaged goods. The more precise your notation, the easier the claim can be resolved. NP's responsibility ceases when the consignee signs the freight delivery receipt as received in good condition. Shipping claims must be made within thirty (30) days of shipment delivery.

Warranty Claims

Repair or replacement of defective parts under warranty will be made through NP at no cost to the customer, except for labor. Freight for products and parts covered under warranty will be covered for the forty-eight (48) contiguous states and the District of Columbia with the method of shipping at NP's discretion. All claims must include the product serial number. NP will have no warranty obligation if the product was subjected to abuse, alteration, misuse, negligence or accident or if the user fails to perform the proper maintenance for the product.

Factory Assembly Service

NP's standard packaging is knocked down, boxed. We offer fully assembled, boxed by customer request. To order fully assembled products please indicate "Ship Fully Assembled" on your purchase order. A charge of \$75 NET per chair will be added to your order for this service and billed by NP invoice. Any additional freight services requested by the customer are the responsibility of the customer and will be invoiced accordingly.

Shipping

Most NP products include free shipping. Items will be delivered by parcel or prepaid freight to commercial shipping points located within the forty-eight (48) contiguous states and District of Columbia. NP will designate the shipping mode and carrier based on geographical location and best service defined by our logistics department. Even though free shipping does apply to most domestic orders, in some cases accessorial charges may apply for specialized freight services beyond normal pick up, transport, and delivery such as limited access, high security, re-consignment and unusual wait times. Consignee will be responsible for paying accessorial charges relating to their orders. The following list includes, but is not limited to, accessorial fees that will apply to domestic orders.

Accessorial Charges (NET)

Inside Delivery/Pick Up – per shipment	\$50
Lift Gate Required – per shipment	\$30
Limited Access Delivery – per chair	\$45
Notification/CBD – per shipment	\$35
Residential Delivery – per chair	\$50
Ship Fully Assembled – per chair	\$75
Pre-delivery Notification – per shipment	\$35
Re-delivery/Return Trip – per re-delivery	\$75

Quick Ship

Quick Ship lead time is five (5) days for products noted with Quick Ship in the price list for quantities of 25 chairs or less. 5 day Quick Ship must be requested on Purchase Order and is not guaranteed until acknowledged by corporate office. Lead times can vary due to fluctuation in production capacity. It is always best to confirm lead time with the Customer Service Department. Standard lead time is 3 - 4 weeks for orders that are not Quick Ship and/or Quick Ship quantities of 26 - 300 units. For larger orders contact the Customer Service Department for lead time.

A 3% of net expedite fee will be charged for orders requiring less than standard lead times. Less than standard lead time is clarified as less than 5 days for Quick Ship models/quantities or less than 3 - 4 weeks on non Quick Ship models. Customer to contact NP Customer Service Department prior to submitting the order to confirm expediting is available for their specific order.

Storage Fee

Any changes made by the customer to postpone the delivery date on orders which have already gone into production, will be charged a storage fee. This fee will be applied to both partially and fully built orders. NP will advise of fee prior to applying charge.

Lifetime Single Shift Warranty

Effective January 2013

All Neutral Posture seating and accessories are warranted to the original purchaser to be free from defects in workmanship and materials under normal use for the product's lifetime. Normal use is defined as wear which occurs in an office environment during the course of a normal single-shift usage workday (8 hours per day/5 days per week).

This lifetime warranty shall be for all lines and components except as noted: accessories, chair controls, arms and plastic components are warranted for ten (10) years; inflatable lumbar is warranted for five (5) years; the ONGO® is warranted for three (3) years; upholstery is warranted for three (3) years. The upholstery warranty does not include leather, Ultraleather™, NovaSuede®, UltraSuede®, Finesse®, COM or COL.

NP's warranty obligation is limited to the replacement or repair, at NP's discretion, of defective products which have been reported by the original purchaser to be defective in workmanship or material and which are found to be so by NP upon inspection. Defective products shall be returned at the discretion of the corporate office and all returns must be authorized in advance. NP will assume no responsibility for any labor charges.

Freight for products and parts covered under warranty will be covered for the forty-eight (48) contiguous states and the District of Columbia with the method of shipping at NP's discretion.

The user shall be responsible for all maintenance service, which includes: lubricating and cleaning of the product, assembly, adjustment and performing operation checks.

NP will have no warranty obligation if the product was not purchased new from NP, if the product was subjected to abuse, alteration, misuse, negligence or accident or if the user fails to perform the proper maintenance for the product.

The warranty printed above is the only warranty applicable to these products. All other warranties expressed or limited, including but not limited to the implied warranties of merchantability and fitness for a particular purpose are disclaimed.

Continuous-shift/ Intensive Use Warranty

Effective January 2013

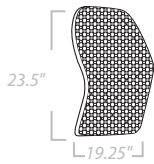
Certain Neutral Posture seating models, such as the N-dure™ and Big & Tall Series, come standard with the benefits of the following continuous-shift warranty. Other Neutral Posture products may be warranted for continuous-shift through the purchase of the continuous-shift warranty (\$290 List). The continuous-shift warranty covers all components of the chair for a period of five (5) years from the date of purchase except for upholstery and inflatable lumbar. Only upholstery with a double rub rating of over 1M is warranted for the complete 5-year period. NP products not subject to the terms of our continuous-shift warranty, but used in such an environment (exceeding 8 hours per day/5 days per week), are to be free from defects in workmanship and materials for a period of two (2) years. NP shall have no warranty obligation if the product is subjected to abuse, alteration, misuse, negligence or accident or if the user fails to perform the proper maintenance service for the product. All other terms and conditions of the lifetime single-shift warranty apply.

Availability:

Big & Tall Series	Included in Price
N-dure™	Included in Price
NP Series	\$290 Up Charge
All other chairs	Contact Customer Service Department cs@np-us.com

Always confirm pricing/availability with Customer Service Department.

Back Options



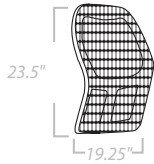
1 Back

- Not height adjustable
- Mesh back
- Independent lumbar adjustment
- Easily converts to an upholstered back with optional skin



6 Back

- Height adjustable
- High back with minimal lateral contour
- Excellent upper & lower back support with inflatable lumbar
- Tallest, widest backrest
- Good choice for large users



2 Back

- Height adjustable
- Mesh back
- Independent lumbar adjustment
- Easily converts to an upholstered back with optional skin



8 Back

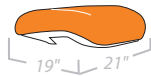
- Height adjustable
- High back with moderate lateral contour
- Excellent upper & lower back support with inflatable lumbar
- Excellent choice for all applications



5 Back

- Height adjustable
- Mid back with minimal lateral contour
- Excellent lower back support with inflatable lumbar
- Small profile
- Good choice for tight areas

Seat Options



5 Seat

Medium Seat, Minimal Contour

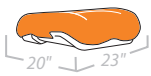
- 3" thick foam eliminates "bottoming out"
- Fits widest range of population



8 Seat

Large Seat, Minimal Contour

- Large dimension accommodates larger users
- 3" thick foam eliminates "bottoming out"



6 Seat

Medium Seat, Moderate Contour

- Contoured seat design
- 3" thick foam & increased surface contact minimize seated pressure
- Arm post notches reduce armrest width by 2"



9 Seat

Large Seat, Deep Contour

- Largest contoured seat
- Designed for larger users & to support forward tilt (i.e. neutral posture)
- Maximizes surface contact to disperse seated pressure



7 Seat

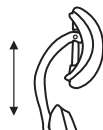
Medium Seat, Deep Contour

- Most contoured seat design
- Designed to support forward tilt (i.e. neutral posture)
- Maximizes surface contact to disperse seated pressure

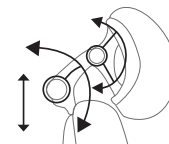
Headrest Options



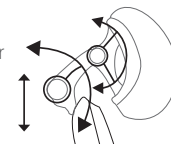
- HE Headrest**
Black Vinyl
For mesh back
- Height



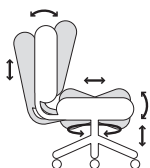
- H4 Headrest**
Matching Upholstery
- Height
 - Depth
 - 2 Pivot points



- H5 Headrest**
Black Faux Leather
For mesh back
- Height
 - Depth
 - 2 Pivot points



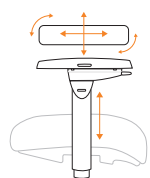
Mechanism Options



0 Mechanism Multi-function

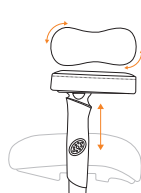
- Center pivot
- Swivel 360°
- Pneumatic seat height
- Back height
(not available on 1000 Series)
- Seat angle
- Seat tension
- Independent back angle
- Forward tilt-stop
- Seat slider

Arm Options



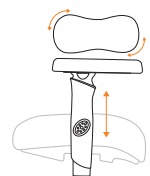
0 Arm 5-way 360°

- Height, width, depth & pivot adjustable
- 24 positive-lock angle positions in 360° range
- Arm pads slide in & out for additional width adjustment
- Arm pads slide back & forth allowing closest access to work



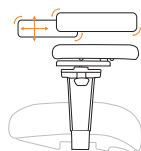
7 Arm Oversized Fabric/ Leather Arm Pads

- Height, width & pivot adjustable
- Oversized, padded arm pads provide large, extra soft surface
- 22 positive-lock angle positions in 360° range
- 180° rotation alternates long/short end positioning for access to work



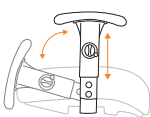
3 Arm 360° Swivel w/ Oversized Urethane

- Height, width & pivot adjustable
- Oversized arm pads provide large, soft surface
- 22 positive-lock angle positions in 360° range
- 180° rotation alternates long/short end positioning for access to work



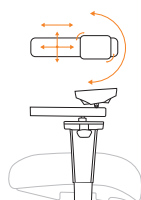
8 Arm Friction Tracker

- Pivots on two axes for the largest depth range possible
- Provides the widest range of positioning inward & outward
- Oversized, padded & upholstered arm pads provide large, extra soft surface



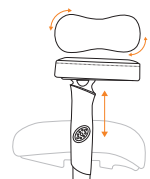
4 Arm Swing

- Unique design swings arm down & out of the way
- Height, width & swing-down adjustable
- Excellent for multi-user applications where not all want armrests



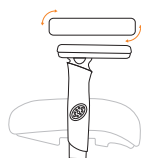
9 Arm Ball Bearing Tracker

- Unique design supports the arm "in-task" through full range of motion
- Forearm cuff comfortably supports user's arm weight
- Not recommend for general use
- Exceptional for intensive arm movement tasks



6 Arm Oversized Black Vinyl Arm Pads

- Height, width & pivot adjustable
- Oversized, padded arm pads provide large, extra soft surface
- 22 positive-lock angle positions in 360° range
- 180° rotation alternates long/short end positioning for access to work

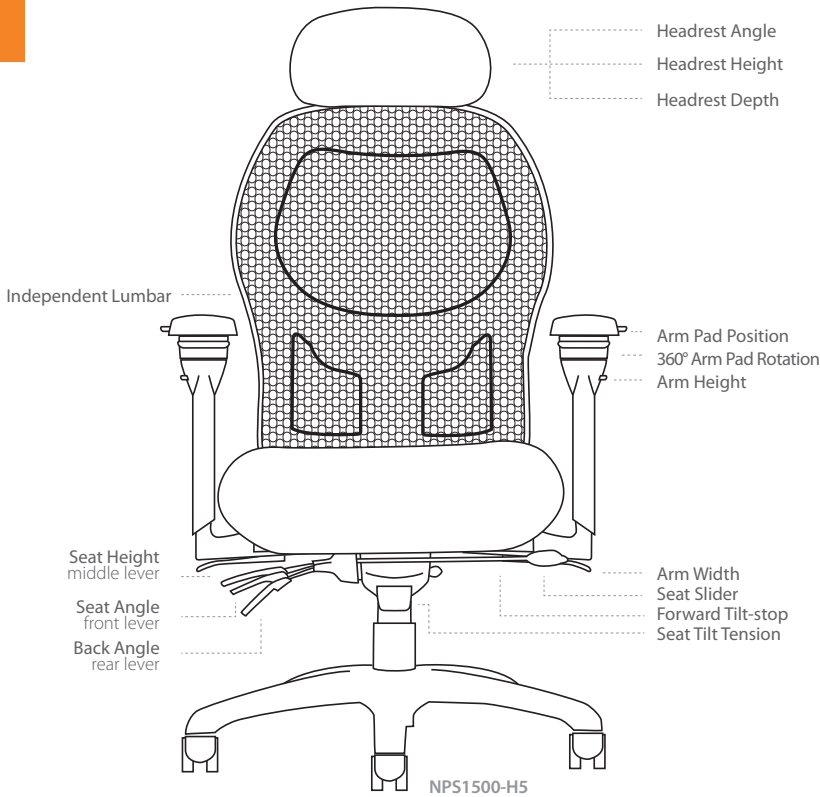


P Arm 360° Swivel

- Height, width & pivot adjustable
- 22 positive-lock angle positions in 360° range
- 180° rotation alternates long/short end positioning for access to work



1000 Series




Features

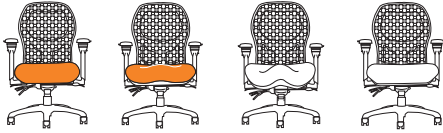
- Up to 14 active adjustments
- Mesh backrest
- Independent lumbar
- Generous foam for optimal comfort
- Convert mesh back to upholstered w/optional skin
- 2 headrest options

Multi-function Standard Features

- C0** Carpet Casters
- B0** 26" Black Base
- L2** 4" Cylinder
- 0** 5-way 360° Arms
- S** Seat Slider

How to Specify

Series Code	Back <small>pg 4</small>	Select a Seat <small>pg 4</small>	Select an Arm <small>pg 5</small>	Mech <small>pg 5</small>
NPS Neutral Posture® Series	1 Mesh Back <i>Not height adjustable (23.5h x 19.25w)</i>	5 Medium Seat, Minimal Contour (21w x 19d) 6 Medium Seat, Moderate Contour (23w x 20d) 7 Medium Seat, Deep Contour (23w x 20d) 8 Large Seat, Minimal Contour (23w x 21d)	0 5-way 360° \$0 3 360° Swivel w/Oversized Urethane \$75 4 Swing \$155 5 No Arms (\$140) 6 Oversized Black Vinyl Arm Pads \$225 7 Oversized Fabric/Leather Arm Pads \$265 8 Friction Tracker \$420 9 Ball Bearing Tracker \$420 P 360° Swivel \$0	0 Multi-function 
NPS	1	5	0	0



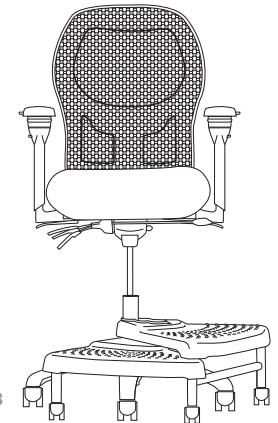
NPS1500	NPS1600	NPS1700	NPS1800
\$1,180	\$1,245	\$1,255	\$1,255
\$1,190	\$1,255	\$1,265	\$1,265
\$1,240	\$1,305	\$1,315	\$1,315
\$1,290	\$1,355	\$1,365	\$1,365
\$1,340	\$1,405	\$1,415	\$1,415
\$1,490	\$1,555	\$1,565	\$1,565
\$1,890	\$1,955	\$1,965	\$1,965

- Grade C
- Grade 1
- Grade 2
- Grade 3
- Grade 4
- Grade 5
- Grade 6



39 x 26 x 26	39 x 26 x 26	39 x 27 x 26	39 x 27 x 26	Chair (H x W x D)
28 x 26 x 24	28 x 26 x 24	28 x 26 x 24	28 x 26 x 24	Box (H x W x D)
56 lbs	56 lbs	61 lbs	61 lbs	Chair Weight
66 lbs	66 lbs	71 lbs	71 lbs	Shipping Weight
21	23	23	23	Seat Width
17.5 - 21.5	18 - 22	19 - 23	19 - 23	Seat Height
17 - 19	17.5 - 19.5	17.5 - 19.5	19 - 21	Seat Depth
F3° - R11°	F9° - R6°	F10° - R3°	F5° - R7°	Seat Angle
19	19	19	19	Back Width
21	21	22	21	Back Height
95° - 114°	100° - 126°	103° - 123°	102° - 109°	Back Angle
3	3	3	3	Lumbar Range
7 - 11	7 - 11	7 - 11	6.5 - 10.5	Arm Height
15.75 - 22.25	15.75 - 22.25	18 - 22.25	18 - 22.25	Arm Width
26	26	26	26	Base Diameter
1 yd	1 yd	1 yd	1 yd	COM Yardage

Specs may differ for stools



NPS1500-R18

Add option code after model NPS1500 - _ - _ - _

General

CR Cleanroom to Class 100	\$120
CX Coccyx Cutout <i>Only available in Cloud 9™ or Revive™</i>	\$215
F Fring® Footrest <i>Only available on (B0)</i>	\$50
N N-dulgent® Memory Foam	\$75
N2 TheraGel™ Memory Foam	\$150
Z1 Connexion™ Arm <i>Only available on (5) or (6) seat</i>	\$750

Skins not available on Quick Ship

S1 Grade C or 1	\$95
S2 Grade 2	\$135
S5 Ultraleather™	\$250

Casters/Glides

C0 Carpet Casters	\$0
C1 Hard Floor Casters	\$25
C2 Glides	\$25
C3 Hard Floor Brake/In	\$185
C4 Hard Floor Brake/Out	\$60
C8 Chrome Carpet Casters	\$90
C9 Chrome Hard Floor Casters	\$100

Bases

B0 26" Black	\$0
B6 26" Polished Aluminum	\$140
B8 27" Brushed Aluminum <i>Comes standard with 3" cylinder (L1)</i>	\$140
B12 28" Black	\$110

Chair Cylinders

L1 3" Cylinder	\$0
L2 4" Cylinder	\$0
L3 5" Cylinder	\$0

Headrests

HE Height Adjustable <i>Black Vinyl</i>	\$60
H5 Dual Pivot <i>Black Faux Leather</i>	\$280

pg 4

Stool Options

Stool Cylinders

L4 8" Cylinder	\$55
L5 10" Cylinder	\$55
L7 7" Cylinder	\$55

Footrings for stool cylinders only

R1 18" Black Plastic	\$60
R2 20" Chrome	\$80

NeXtep® for stool cylinders only

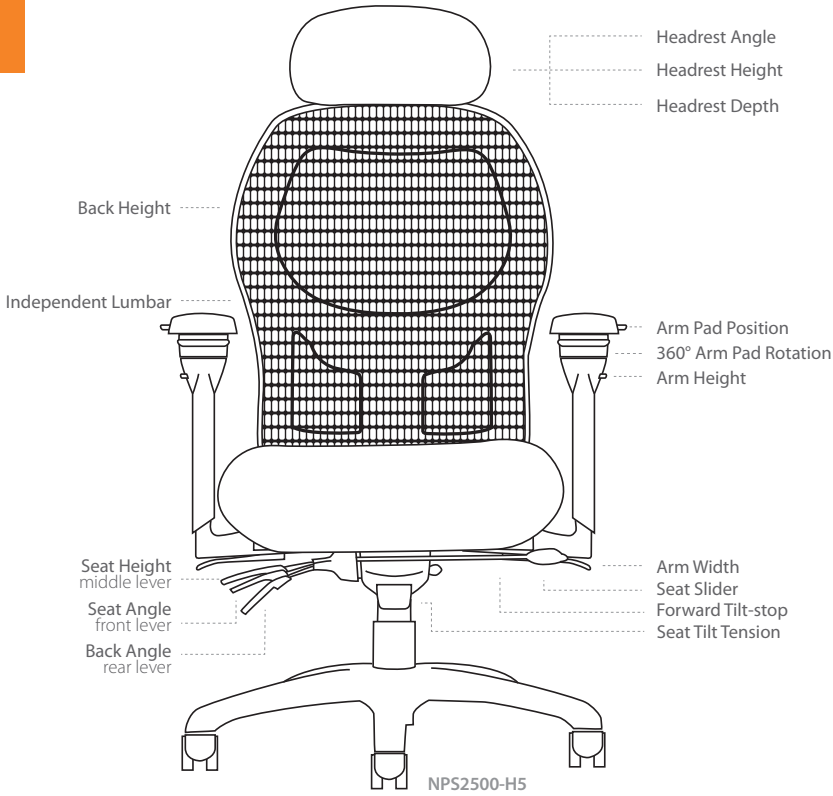
R8 8" w/Casters	\$185
R10 10" w/Casters	\$185
R18 8"/10" w/Casters	\$295
RW8 Wide 8" w/Casters	\$295
RW10 Wide 10" w/Casters	\$295

Also available w/Glides

For additional stool options see page 65



2000 Series




Features

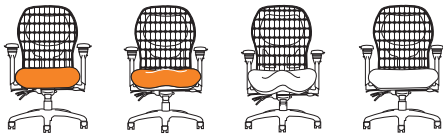
- Up to 15 active adjustments
- High performance mesh back
- Height adjustable mesh back
- Independent lumbar
- Generous foam for optimal comfort
- Convert mesh back to upholstered w/optional skin

Multi-function Standard Features

- C0** Carpet Casters
- B0** 26" Black Base
- L2** 4" Cylinder
- 0** 5-way 360° Arms
- S** Seat Slider

How to Specify

Series Code	Back <small>pg 4</small>	Select a Seat <small>pg 4</small>	Select an Arm <small>pg 5</small>	Mech <small>pg 5</small>
NPS Neutral Posture® Series	2 Mesh Back (23.5h x 19.25w)	5 Medium Seat, Minimal Contour (21w x 19d) 6 Medium Seat, Moderate Contour (23w x 20d) 7 Medium Seat, Deep Contour (23w x 20d) 8 Large Seat, Minimal Contour (23w x 21d)	0 5-way 360° \$0 3 360° Swivel w/Oversized Urethane \$75 4 Swing \$155 5 No Arms (\$140) 6 Oversized Black Vinyl Arm Pads \$225 7 Oversized Fabric/Leather Arm Pads \$265 8 Friction Tracker \$420 9 Ball Bearing Tracker \$420 P 360° Swivel \$0	0 Multi-function 
NPS	2	5	0	0



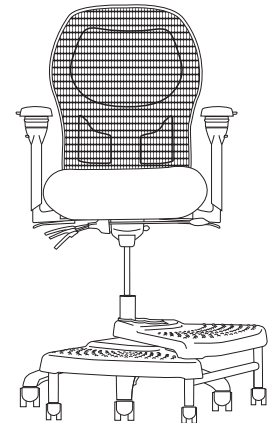
NPS2500	NPS2600	NPS2700	NPS2800
\$1,355	\$1,420	\$1,430	\$1,430
\$1,365	\$1,430	\$1,440	\$1,440
\$1,415	\$1,480	\$1,490	\$1,490
\$1,465	\$1,530	\$1,540	\$1,540
\$1,515	\$1,580	\$1,590	\$1,590
\$1,665	\$1,730	\$1,740	\$1,740
\$2,065	\$2,130	\$2,140	\$2,140

- Grade C
- Grade 1
- Grade 2
- Grade 3
- Grade 4
- Grade 5
- Grade 6



39x26x26	39x26x26	39x27x26	39x27x26	Chair (H x W x D)
28x26x24	28x26x24	28x26x24	28x26x24	Box (H x W x D)
56 lbs	56 lbs	61 lbs	61 lbs	Chair Weight
66 lbs	66 lbs	71 lbs	71 lbs	Shipping Weight
21	23	23	23	Seat Width
17.5 - 21.5	18 - 22	19 - 23	19 - 23	Seat Height
17 - 19	17.5 - 19.5	17.5 - 19.5	19 - 21	Seat Depth
F3° - R11°	F9° - R6°	F10° - R3°	F5° - R7°	Seat Angle
19	19	19	19	Back Width
21 - 25	21 - 25	22 - 26	21 - 25	Back Height
95° - 114°	100° - 126°	103° - 123°	102° - 109°	Back Angle
4	4	4	4	Lumbar Range
7 - 11	7 - 11	7 - 11	6.5 - 10.5	Arm Height
15.75 - 22.25	15.75 - 22.25	18 - 22.25	18 - 22.25	Arm Width
26	26	26	26	Base Diameter
1 yd	1 yd	1 yd	1 yd	COM Yardage

Specs may differ for stools



NPS2500-R18

Add option code after model NPS2500 - _ - _ - _

General

CR Cleanroom to Class 100	\$120
CX Coccyx Cutout <i>Only available in Cloud 9™ or Revive™</i>	\$215
F Fring® Footrest <i>Only available on (B0)</i>	\$50
N N-dulgent® Memory Foam	\$75
N2 TheraGel™ Memory Foam	\$150
Z1 Connexion™ Arm <i>Only available on (5) or (6) seat</i>	\$750

Skins not available on Quick Ship

S1 Grade C or 1	\$95
S2 Grade 2	\$135
S5 Ultraleather™	\$250

Casters/Glides

C0 Carpet Casters	\$0
C1 Hard Floor Casters	\$25
C2 Glides	\$25
C3 Hard Floor Brake/In	\$185
C4 Hard Floor Brake/Out	\$60
C8 Chrome Carpet Casters	\$90
C9 Chrome Hard Floor Casters	\$100

Bases

B0 26" Black	\$0
B6 26" Polished Aluminum	\$140
B8 27" Brushed Aluminum <i>Comes standard with 3" cylinder (L1)</i>	\$140
B12 28" Black	\$110

Chair Cylinders

L1 3" Cylinder	\$0
L2 4" Cylinder	\$0
L3 5" Cylinder	\$0

Headrests

HE Height Adjustable <i>Black Vinyl</i>	\$60
H5 Dual Pivot <i>Black Faux Leather</i>	\$280

pg 4

Stool Options

Stool Cylinders

L4 8" Cylinder	\$55
L5 10" Cylinder	\$55
L7 7" Cylinder	\$55

Footrings for stool cylinders only

R1 18" Black Plastic	\$60
R2 20" Chrome	\$80

NeXtep® for stool cylinders only

R8 8" w/Casters	\$185
R10 10" w/Casters	\$185
R18 8"/10" w/Casters	\$295
RW8 Wide 8" w/Casters	\$295
RW10 Wide 10" w/Casters	\$295

Also available w/Glides

For additional stool options see page 65

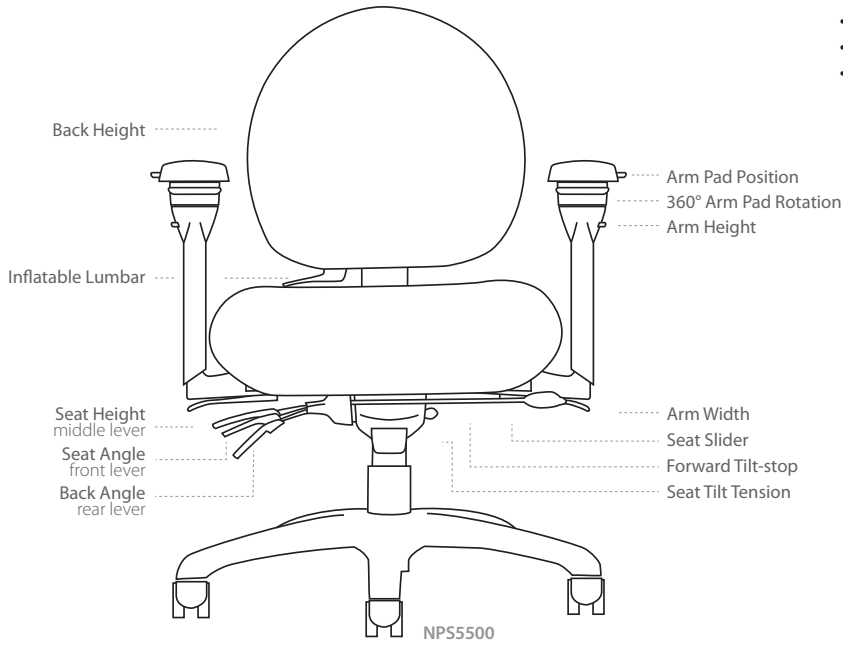


5 day Quick Ship



Popular Model

5000 Series




Features

- Up to 12 active adjustments
- Mid back & contoured seat designs
- Passive weight dispersion design
- Generous foam for optimal comfort

Multi-function Standard Features

- C0** Carpet Casters
- B0** 26" Black Base
- L2** 4" Cylinder
- 0** 5-way 360° Arms
- S** Seat Slider

How to Specify

Series Code	Back <small>pg 4</small>	Select a Seat <small>pg 4</small>	Select an Arm <small>pg 5</small>	Mech <small>pg 5</small>
NPS Neutral Posture® Series	5 Mid Back (18h x 17.5w)	5 Medium Seat, Minimal Contour (21w x 19d) 6 Medium Seat, Moderate Contour (23w x 20d) 7 Medium Seat, Deep Contour (23w x 20d) 8 Large Seat, Minimal Contour (23w x 21d) 9 Large Seat, Deep Contour (25w x 23d)	0 5-way 360° \$0 3 360° Swivel w/Oversized Urethane \$75 4 Swing \$155 5 No Arms (\$140) 6 Oversized Black Vinyl Arm Pads \$225 7 Oversized Fabric/Leather Arm Pads \$265 8 Friction Tracker \$420 9 Ball Bearing Tracker \$420 P 360° Swivel \$0	0 Multi-function 
NPS	5	5	0	0



NPS5500	NPS5600	NPS5700	NPS5800	NPS5900
\$1,225	\$1,290	\$1,300	\$1,300	\$1,335
\$1,235	\$1,300	\$1,310	\$1,310	\$1,345
\$1,285	\$1,350	\$1,360	\$1,360	\$1,395
\$1,335	\$1,400	\$1,410	\$1,410	\$1,445
\$1,385	\$1,450	\$1,460	\$1,460	\$1,495
\$1,535	\$1,600	\$1,610	\$1,610	\$1,645
\$1,935	\$2,000	\$2,010	\$2,010	\$2,045

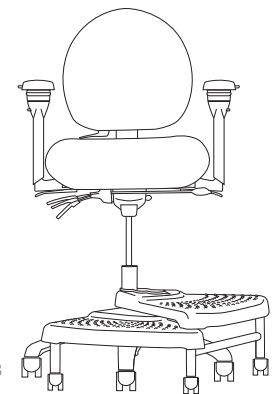
- Grade C
- Grade 1
- Grade 2
- Grade 3
- Grade 4
- Grade 5
- Grade 6



34.75 x 26 x 26	34.75 x 26 x 26	34.75 x 27 x 26	34.75 x 27 x 26	34.75 x 27 x 26
28 x 26 x 24	28 x 26 x 24	28 x 26 x 24	28 x 26 x 24	28 x 26 x 24
52.5 lbs	52.5 lbs	57 lbs	57 lbs	57 lbs
62.5 lbs	62.5 lbs	67 lbs	67 lbs	67 lbs
21	23	23	23	25
17.5 - 21.5	18 - 22	19 - 23	19 - 23	19 - 23
16 - 18	16.5 - 18.5	17 - 19	17 - 19	19 - 21
F3° - R11°	F9° - R6°	F10° - R3°	F5° - R7°	F8° - R6°
17.5	17.5	17.5	17.5	17.5
17 - 21	17 - 21	16 - 20	17 - 21	16 - 20
102° - 122°	107° - 122°	107° - 124°	108° - 128°	102° - 118°
4	4	4	4	4
7 - 11	7 - 11	7 - 11	6.5 - 10.5	6.5 - 10.5
15.75 - 22.25	15.75 - 22.25	18 - 22.25	18 - 22.25	18.5 - 22.25
26	26	26	26	26
2yd	2yd	2yd	2yd	2yd

- Chair (H x W x D)
- Box (H x W x D)
- Chair Weight
- Shipping Weight
- Seat Width
- Seat Height
- Seat Depth
- Seat Angle
- Back Width
- Back Height
- Back Angle
- Lumbar Range
- Arm Height
- Arm Width
- Base Diameter
- COM Yardage

Specs may differ for stools



NPS5500-R18

Add option code after model NPS5500 - __ - __ - __

General

A Thoracic Support	\$80
CR Cleanroom to Class 100	\$120
CX Coccyx Cutout <i>Only available in Cloud 9™ or Revive™</i>	\$215
D1 No Inflatable Lumbar	(\$50)
E ESD <i>For availability contact cs@np-us.com</i>	\$290
F Fring® Footrest <i>Only available on (B0)</i>	\$50
N N-dulgent® Memory Foam	\$125
N2 TheraGel™ Memory Foam	\$200
Z1 Connexion™ Arm <i>Only available on (5) or (6) seat</i>	\$750

Finishes

U Upholstered Back Outer <i>Grade C, 1, 2 & 3</i>	\$135
U4 Upholstered Back Outer <i>Grade 4, 5 & 6</i>	\$200
Casters/Glides	
C0 Carpet Casters	\$0
C1 Hard Floor Casters	\$25
C2 Glides	\$25
C3 Hard Floor Brake/In	\$185
C4 Hard Floor Brake/Out	\$60
C8 Chrome Carpet Casters	\$90
C9 Chrome Hard Floor Casters	\$100

Bases

B0 26" Black	\$0
B6 26" Polished Aluminum	\$140
B8 27" Brushed Aluminum <i>Comes standard with 3" cylinder (L1)</i>	\$140
B12 28" Black	\$110
Chair Cylinders	
L1 3" Cylinder	\$0
L2 4" Cylinder	\$0
L3 5" Cylinder	\$0

Stool Options

Stool Cylinders

L4 8" Cylinder	\$55
L5 10" Cylinder	\$55
L7 7" Cylinder	\$55

Footrings for stool cylinders only

R1 18" Black Plastic	\$60
R2 20" Chrome	\$80

NeXtep® for stool cylinders only

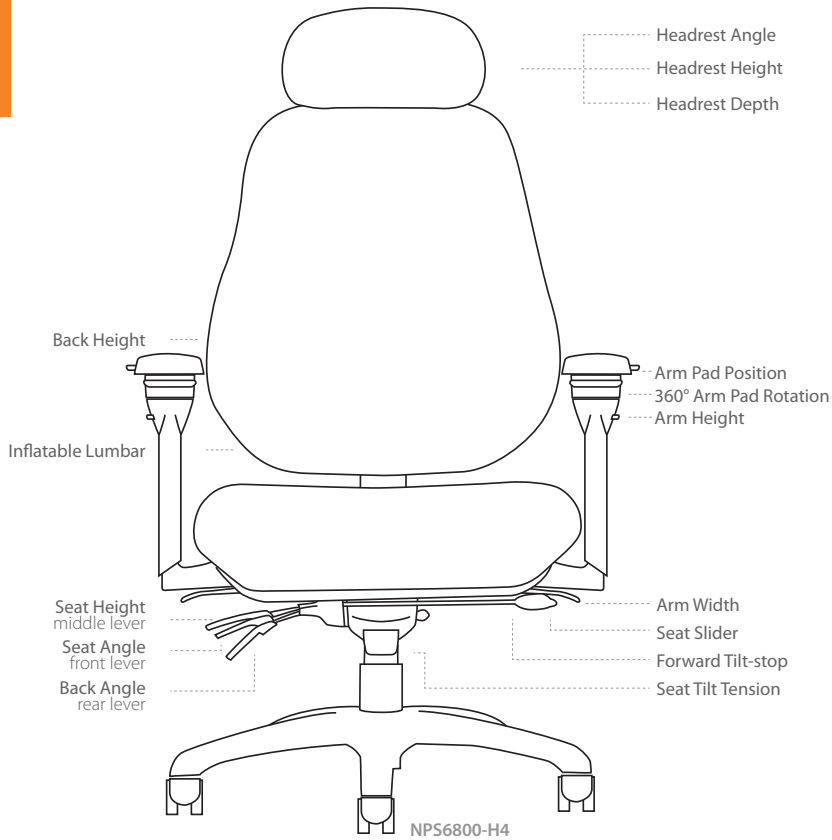
R8 8" w/Casters	\$185
R10 10" w/Casters	\$185
R18 8"/10" w/Casters	\$295
RW8 Wide 8" w/Casters	\$295
RW10 Wide 10" w/Casters	\$295

Also available w/Glides

For additional stool options see page 65



6000 Series



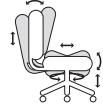
Features

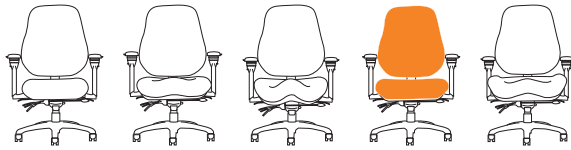
- Up to 15 active adjustments
- High back & contoured seat designs
- Passive weight dispersion design
- Generous foam for optimal comfort
- Optional headrest

Multi-function Standard Features

- C0** Carpet Casters
- B0** 26" Black Base
- L2** 4" Cylinder
- 0** 5-way 360° Arms
- S** Seat Slider

How to Specify

Series Code	Back <small>pg 4</small>	Select a Seat <small>pg 4</small>	Select an Arm <small>pg 5</small>	Mech <small>pg 5</small>
NPS Neutral Posture® Series	6 High Back (25h x 22.5w)	5 Medium Seat, Minimal Contour (21w x 19d) 6 Medium Seat, Moderate Contour (23w x 20d) 7 Medium Seat, Deep Contour (23w x 20d) 8 Large Seat, Minimal Contour (23w x 21d) 9 Large Seat, Deep Contour (25w x 23d)	0 5-way 360° \$0 3 360° Swivel w/Oversized Urethane \$75 4 Swing \$155 5 No Arms (\$140) 6 Oversized Black Vinyl Arm Pads \$225 7 Oversized Fabric/Leather Arm Pads \$265 8 Friction Tracker \$420 9 Ball Bearing Tracker \$420 P 360° Swivel \$0	0 Multi-function 
NPS	6	8	0	0



NPS6500	NPS6600	NPS6700	NPS6800	NPS6900	
\$1,405	\$1,470	\$1,480	\$1,480	\$1,515	Grade C
\$1,415	\$1,480	\$1,490	\$1,490	\$1,525	Grade 1
\$1,465	\$1,530	\$1,540	\$1,540	\$1,575	Grade 2
\$1,515	\$1,580	\$1,590	\$1,590	\$1,625	Grade 3
\$1,565	\$1,630	\$1,640	\$1,640	\$1,675	Grade 4
\$1,715	\$1,780	\$1,790	\$1,790	\$1,825	Grade 5
\$2,115	\$2,180	\$2,190	\$2,190	\$2,225	Grade 6

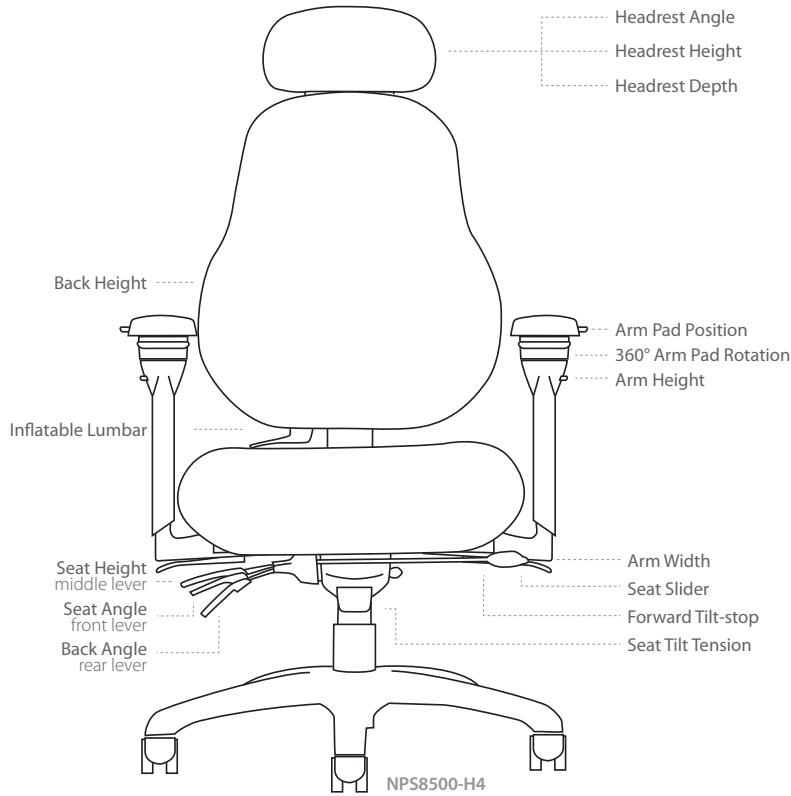


43 x 26 x 26	43 x 26 x 26	43 x 27 x 26	43 x 27 x 26	43 x 27 x 26	Chair (H x W x D)
28 x 26 x 24	28 x 26 x 24	28 x 26 x 24	28 x 26 x 24	28 x 26 x 24	Box (H x W x D)
63 lbs	63 lbs	67.5 lbs	67.5 lbs	67.5 lbs	Chair Weight
73 lbs	73 lbs	77.5 lbs	77.5 lbs	77.5 lbs	Shipping Weight
21	23	23	23	25	Seat Width
17.5 - 21.5	18 - 22	19 - 23	19 - 23	19 - 23	Seat Height
18 - 20	18 - 20	18 - 20	19 - 21	20 - 22	Seat Depth
F3° - R11°	F9° - R6°	F10° - R3°	F5° - R7°	F8° - R6°	Seat Angle
22.5	22.5	22.5	22.5	22.5	Back Width
21.5 - 25.5	21.5 - 25.5	22 - 26	22.5 - 26.5	22 - 26	Back Height
97° - 112°	98° - 113°	97° - 113°	99° - 114°	99° - 115°	Back Angle
4	4	4	4	4	Lumbar Range
7 - 11	7 - 11	7 - 11	6.5 - 10.5	6.5 - 10.5	Arm Height
15.75 - 22.25	15.75 - 22.25	18 - 22.25	18 - 22.25	18.5 - 22.25	Arm Width
26	26	26	26	26	Base Diameter
2.5 yd	2.5 yd	2.5 yd	2.5 yd	2.5 yd	COM Yardage

Add option code after model NPS6800 - _ - _ - _

General	Finishes	Bases	Cylinders
A Thoracic Support \$80	PT Pillow Top \$860 <i>Only available on (8) seat in Ultraleather™ or leather</i>	B0 26" Black \$0	L1 3" Cylinder \$0
CR Cleanroom to Class 100 \$120	SL Stitched Leather \$350 <i>Not available on (7) or (9) seat; Only in Ultraleather™ or leather</i>	B6 26" Polished Aluminum \$140	L2 4" Cylinder \$0
CX Coccyx Cutout \$215 <i>Only available in Cloud 9™ or Revive™</i>	U Upholstered Back Outer \$135 <i>Grade C, 1, 2 & 3</i>	B8 27" Brushed Aluminum \$140 <i>Comes standard with 3" cylinder (L1)</i>	L3 5" Cylinder \$0
D1 No Inflatable Lumbar (\$50)	U4 Upholstered Back Outer \$200 <i>Grade 4, 5 & 6</i>	B12 28" Black \$110	Headrests <i>pg 4</i>
E ESD \$290 <i>For availability contact cs@np-us.com</i>	Casters/Glides		H4 Dual Pivot \$280 <i>Matching Upholstery</i>
F Fring® Footrest \$50 <i>Only available on (B0)</i>	C0 Carpet Casters \$0		
N N-dulgent® Memory Foam \$125	C1 Hard Floor Casters \$25		
N2 TheraGel™ Memory Foam \$200	C2 Glides \$25		
Z1 Connexion™ Arm \$750 <i>Only available on (5) or (6) seat</i>	C3 Hard Floor Brake/In \$185		
	C4 Hard Floor Brake/Out \$60		
	C8 Chrome Carpet Casters \$90		
	C9 Chrome Hard Floor Casters \$100		

8000 Series




Features

- Up to 15 active adjustments
- High back & contoured seat designs
- Passive weight dispersion design
- Generous foam for optimal comfort
- Optional headrest

Multi-function Standard Features

- C0** Carpet Casters
- B0** 26" Black Base
- L2** 4" Cylinder
- 0** 5-way 360° Arms
- S** Seat Slider

How to Specify

Series Code	Back <small>pg 4</small>	Select a Seat <small>pg 4</small>	Select an Arm <small>pg 5</small>	Mech <small>pg 5</small>
NPS Neutral Posture® Series	8 High Back (23.5h x 19.25w)	5 Medium Seat, Minimal Contour (21w x 19d) 6 Medium Seat, Moderate Contour (23w x 20d) 7 Medium Seat, Deep Contour (23w x 20d) 8 Large Seat, Minimal Contour (23w x 21d) 9 Large Seat, Deep Contour (25w x 23d)	0 5-way 360° \$0 3 360° Swivel w/Oversized Urethane \$75 4 Swing \$155 5 No Arms (\$140) 6 Oversized Black Vinyl Arm Pads \$225 7 Oversized Fabric/Leather Arm Pads \$265 8 Friction Tracker \$420 9 Ball Bearing Tracker \$420 P 360° Swivel \$0	0 Multi-function 
NPS	8	6	0	0



NPS8500	NPS8600	NPS8700	NPS8800	NPS8900
\$1,355	\$1,420	\$1,430	\$1,430	\$1,465
\$1,365	\$1,430	\$1,440	\$1,440	\$1,475
\$1,415	\$1,480	\$1,490	\$1,490	\$1,525
\$1,465	\$1,530	\$1,540	\$1,540	\$1,575
\$1,515	\$1,580	\$1,590	\$1,590	\$1,625
\$1,665	\$1,730	\$1,740	\$1,740	\$1,775
\$2,065	\$2,130	\$2,140	\$2,140	\$2,175

Grade C

Grade 1

Grade 2

Grade 3

Grade 4

Grade 5

Grade 6



39 x 26 x 26	39 x 26 x 26	39 x 27 x 26	39 x 27 x 26	39 x 27 x 26
28 x 26 x 24	28 x 26 x 24	28 x 26 x 24	28 x 26 x 24	28 x 26 x 24
59.5 lbs	61 lbs	65 lbs	65 lbs	65 lbs
69.5 lbs	71 lbs	75 lbs	75 lbs	75 lbs
21	23	23	23	25
17 - 21	18 - 22	19 - 23	19 - 23	19 - 23
16 - 18	16.5 - 18.5	18 - 20	19 - 21	20 - 22
F3° - R11°	F9° - R6°	F10° - R3°	F5° - R7°	F8° - R6°
19.5	19.5	19.5	19.5	19.5
21.5 - 25.5	21 - 26	22 - 26	22.5 - 26.5	22 - 26
100° - 119°	100° - 115°	100° - 115°	100° - 121°	100° - 116°
4	4	4	4	4
7 - 11	7 - 11	7 - 11	6.5 - 10.5	6.5 - 10.5
15.75 - 22.25	15.75 - 22.25	18 - 22.25	18 - 22.25	18.5 - 22.25
26	26	26	26	26
2yd	2yd	2yd	2yd	2yd

Chair (H x W x D)

Box (H x W x D)

Chair Weight

Shipping Weight

Seat Width

Seat Height

Seat Depth

Seat Angle

Back Width

Back Height

Back Angle

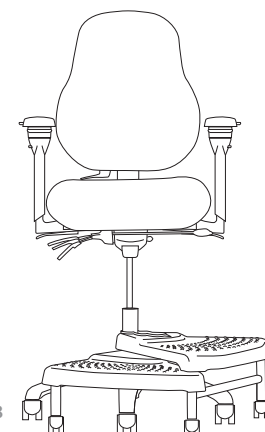
Lumbar Range

Arm Height

Arm Width

Base Diameter

COM Yardage



NPS8500-R18

Specs may differ for stools

Add option code after model NPS8600 - ___ - ___ - ___

General

A Thoracic Support	\$80
CR Cleanroom to Class 100	\$120
CX Coccyx Cutout <i>Only available in Cloud 9™ or Revive™</i>	\$215
D1 No Inflatable Lumbar	(\$50)
E ESD <i>For availability contact cs@np-us.com</i>	\$290
F Fring® Footrest <i>Only available on (B0)</i>	\$50
N N-dulgent® Memory Foam	\$125
N2 TheraGel™ Memory Foam	\$200
Z1 Connexion™ Arm <i>Only available on (5) or (6) seat</i>	\$750

Finishes

SL Stitched Leather	\$350	<i>Not available on (7) or (9) seat; Only in Ultraleather™ or leather</i>
U Upholstered Back Outer	\$135	<i>Grade C, 1, 2 & 3</i>
U4 Upholstered Back Outer	\$200	<i>Grade 4, 5 & 6</i>

Casters/Glides

C0 Carpet Casters	\$0
C1 Hard Floor Casters	\$25
C2 Glides	\$25
C3 Hard Floor Brake/In	\$185
C4 Hard Floor Brake/Out	\$60
C8 Chrome Carpet Casters	\$90
C9 Chrome Hard Floor Casters	\$100

Bases

B0 26" Black	\$0	
B6 26" Polished Aluminum	\$140	
B8 27" Brushed Aluminum	\$140	<i>Comes standard with 3" cylinder (L1)</i>
B12 28" Black	\$110	

Cylinders

L1 3" Cylinder	\$0
L2 4" Cylinder	\$0
L3 5" Cylinder	\$0

Headrests

H4 Dual Pivot	\$280	<i>Matching Upholstery</i>
----------------------	-------	----------------------------

pg 4

Stool Options

Stool Cylinders

L4 8" Cylinder	\$55
L5 10" Cylinder	\$55
L7 7" Cylinder	\$55

Footrings for stool cylinders only

R1 18" Black Plastic	\$60
R2 20" Chrome	\$80

NeXtep® for stool cylinders only

R8 8" w/Casters	\$185
R10 10" w/Casters	\$185
R18 8"/10" w/Casters	\$295
RW8 Wide 8" w/Casters	\$295
RW10 Wide 10" w/Casters	\$295

Also available w/Glides

For additional stool options see page 65

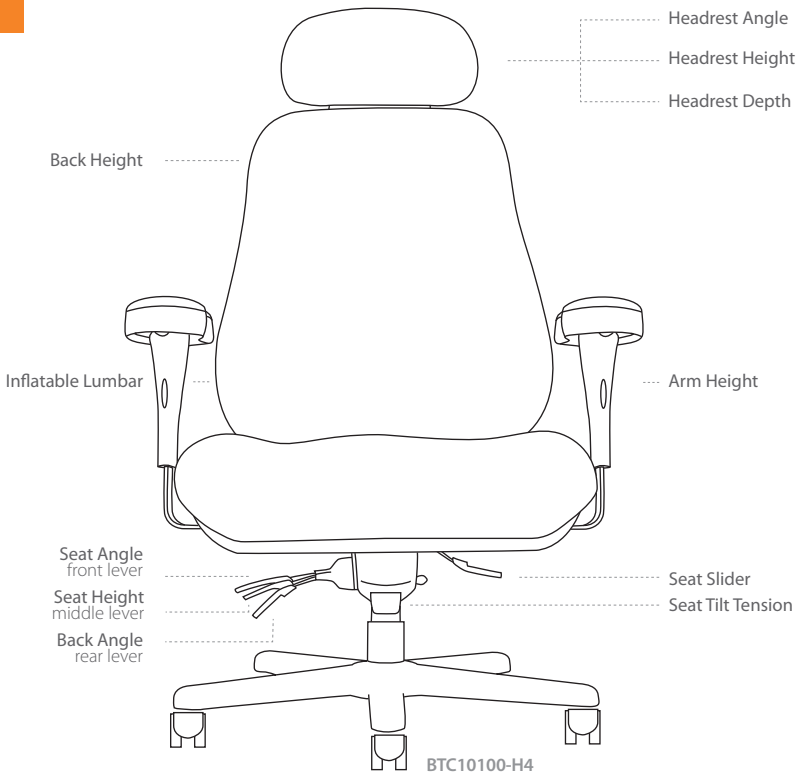


5 day Quick Ship



Popular Model

Big & Tall



Features

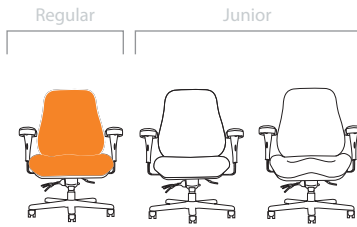
- Up to 11 active adjustments
- High back & contoured seat designs
- 24/7 Continuous-shift w/5-year warranty
- Available in both regular & junior sizes
- Supports users up to 500 lbs and/or 7 ft tall
- Optional headrest
- Optional leather pillow top

Multi-function Standard Features

- C0** Carpet Casters
- B14** 28" Intensive Use Black Base
- L3** 5" Cylinder
- 0** Oversized Padded Arms
- S** Seat Slider

How to Specify

Series Code	Select a Back	Select a Seat	Select an Arm	Mech	pg 5
BTC Big & Tall Series	16 High Back (25h x 22.5w) 10 Extra Large Back (26h x 24w)	1 Extra Large Seat, Minimal Contour (27w x 21d) 8 Large Seat, Minimal Contour (23w x 21d) 9 Large Seat, Deep Contour (25w x 23d)	0 Oversized Padded \$0 1 Urethane Arm Pads (\$50)	0 Multi-function 	
BTC	10	1	0	0	



Regular	Junior	
BTC10100	BTC16800	BTC16900
\$2,140	\$2,140	\$2,175
\$2,150	\$2,150	\$2,185
\$2,200	\$2,200	\$2,235
\$2,250	\$2,250	\$2,285
\$2,300	\$2,300	\$2,335
\$2,450	\$2,450	\$2,485
\$2,850	\$2,850	\$2,885

Grade C
Grade 1
Grade 2
Grade 3
Grade 4
Grade 5
Grade 6

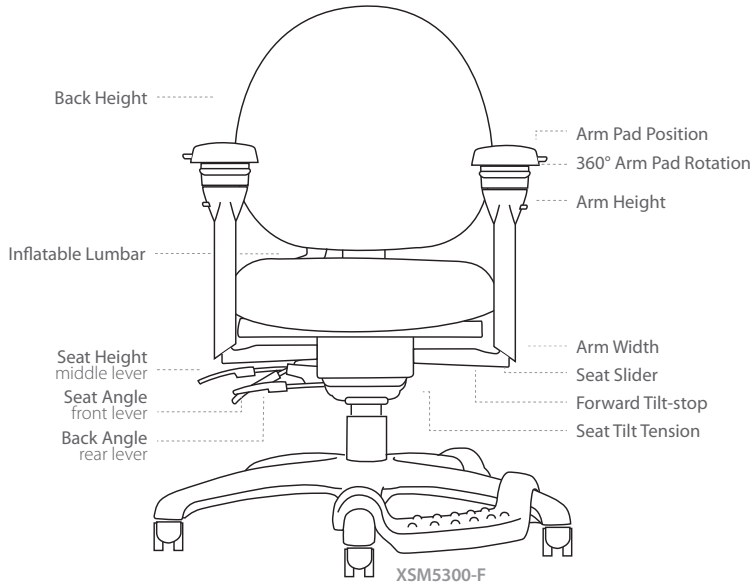


Regular	Junior	Junior	Spec
42 x 35 x 28	41 x 31 x 28	41 x 31 x 28	Chair (H x W x D)
51 x 36 x 28	51 x 36 x 28	51 x 36 x 28	Box (H x W x D)
85 lbs	76 lbs	76 lbs	Chair Weight
105 lbs	96 lbs	96 lbs	Shipping Weight
27	23	25	Seat Width
20 - 24	19 - 23	19 - 23	Seat Height
20 - 22	19 - 21	20 - 23	Seat Depth
F1° - R7.5°	F4° - R12°	F1° - R9°	Seat Angle
24	22.5	22.5	Back Width
22 - 26	22 - 26	24 - 28	Back Height
96° - 118°	95° - 112°	97° - 115°	Back Angle
4	4	4	Lumbar Range
7 - 10	7 - 10	7 - 10	Arm Height
24	21	24	Arm Width
28	28	28	Base Diameter
2.5 yd	2.5 yd	2.5 yd	COM Yardage

Add option code after model BTC10100 - _ - _ - _

General	Finishes	Bases	Headrests
A Thoracic Support \$80	PT Pillow Top \$1,000 <i>Only available on (1) & (8) seat in Canter, Ultraleather™ or leather</i>	B9 28" Chrome \$160	H4 Dual Pivot \$280 <i>Matching Upholstery</i>
CR Cleanroom to Class 100 \$120	U Upholstered Back Outer \$135 <i>Grade C, 1, 2 & 3</i>	B14 28" Intensive Use Black \$0	
CX Coccyx Cutout \$215 <i>Only available in Cloud 9™ or Revive™</i>	U4 Upholstered Back Outer \$200 <i>Grade 4, 5 & 6</i>	Cylinders	
D1 No Inflatable Lumbar (\$50)		L1 3" Cylinder \$0	
E ESD \$290 <i>For availability contact cs@np-us.com</i>	Casters/Glides	L3 5" Cylinder \$0	
N N-dulgent® Memory Foam \$125	C0 Carpet Casters \$0		
N2 TheraGel™ Memory Foam \$200	C1 Hard Floor Casters \$25		
	C2 Glides \$25		

XSM™ Extra Small



Features

- Up to 12 active adjustments
- Petite seat
- Mesh back, mid back or high back
- Passive weight dispersion design
- Generous foam for optimal comfort
- Optional headrest available on 1 or 8 back

Multi-function Standard Features

- C0** Carpet Casters
- B0** 26" Black Base
- L2** 4" Cylinder
- 0** 5-way 360° Arms
- S** Seat Slider

How to Specify

Series Code	Select a Back <small>pg 4</small>	Seat	Select an Arm <small>pg 5</small>	Mech <small>pg 5</small>
XSM Extra Small Series	1 Mesh Back <i>Not height adjustable (23.5h x 19.25w)</i> 5 Mid Back <i>(18h x 17.5w)</i> 8 High Back <i>(23.5h x 19.25w)</i>	3 Petite Seat, Minimal Contour <i>(17w x 18d)</i>	0 5-way 360° \$0 3 360° Swivel w/Oversized Urethane \$75 5 No Arms (\$140) 6 Oversized Black Vinyl Arm Pads \$225 7 Oversized Fabric/Leather Arm Pads \$265 P 360° Swivel \$0	0 Multi-function
XSM	8	3	0	0





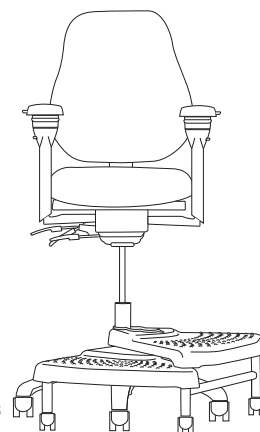
XSM1300	XSM5300	XSM8300
\$1,245	\$1,290	\$1,420
\$1,255	\$1,300	\$1,430
\$1,305	\$1,350	\$1,480
\$1,355	\$1,400	\$1,530
\$1,405	\$1,450	\$1,580
\$1,555	\$1,600	\$1,730
\$1,955	\$2,000	\$2,130

- Grade C
- Grade 1
- Grade 2
- Grade 3
- Grade 4
- Grade 5
- Grade 6

QS

39 x 26 x 26	34 x 26 x 26	38 x 26 x 26	Chair (H x W x D)
24 x 26 x 28	24 x 26 x 28	24 x 26 x 28	Box (H x W x D)
52.5 lbs	52 lbs	54.5 lbs	Chair Weight
62.5 lbs	62 lbs	64.5 lbs	Shipping Weight
17	17	17	Seat Width
17.5 - 21	16 - 20	16 - 20	Seat Height
16 - 18.5	15 - 18	16 - 19	Seat Depth
F4° - R11°	F4° - R11°	F6° - R12°	Seat Angle
19	17.5	19.5	Back Width
23	18 - 22	22 - 25	Back Height
95° - 115°	105° - 121°	95° - 111°	Back Angle
3	4	4	Lumbar Range
7 - 11	7 - 11	7 - 11	Arm Height
13.5 - 18.25	13.5 - 18.25	13.5 - 18.25	Arm Width
26	26	26	Base Diameter
1 yd	2 yd	2 yd	COM Yardage

Specs may differ for stools



XSM8300-R18

Add option code after model XSM8300 - _ - _ - _

General

A Thoracic Support	\$80
CR Cleanroom to Class 100	\$120
CX Coccyx Cutout <i>Only available in Cloud 9™ or Revive™</i>	\$215
D1 No Inflatable Lumbar	(\$50)
E ESD <i>Not available on (1) back For availability contact cs@np-us.com</i>	\$290
F Fring® Footrest <i>Only available on (B0)</i>	\$50
N N-dulgent® Memory Foam	\$125
N2 TheraGel™ Memory Foam	\$200

Finishes

U Upholstered Back Outer <i>Grade C, 1, 2 & 3</i>	\$135
U4 Upholstered Back Outer <i>Grade 4, 5 & 6</i>	\$200

Skins not available on Quick Ship

S1 Grade C or 1 <i>Only available on (1) back</i>	\$95
S2 Grade 2 <i>Only available on (1) back</i>	\$135
S5 Ultraleather™ <i>Only available on (1) back</i>	\$250

Casters/Glides

C0 Carpet Casters	\$0
C1 Hard Floor Casters	\$25
C2 Glides	\$25
C3 Hard Floor Brake/In	\$185
C4 Hard Floor Brake/Out	\$60
C8 Chrome Carpet Casters	\$90
C9 Chrome Hard Floor Casters	\$100

Bases

B0 26" Black	\$0
B6 26" Polished Aluminum	\$140
B8 27" Brushed Aluminum <i>Comes standard with 3" cylinder (L1)</i>	\$140
B12 28" Black	\$110

Chair Cylinders

L1 3" Cylinder	\$0
L2 4" Cylinder	\$0
L3 5" Cylinder	\$0

Headrests

HE Height Adjustable <i>Black Vinyl Only available on (1) back</i>	\$60
H4 Dual Pivot <i>Matching Upholstery Only available on (8) back</i>	\$280
H5 Dual Pivot <i>Black Faux Leather Only available on (1) back</i>	\$280

Stool Options

Stool Cylinders

L4 8" Cylinder	\$55
L5 10" Cylinder	\$55
L7 7" Cylinder	\$55

Footrings for stool cylinders only

R1 18" Black Plastic	\$60
R2 20" Chrome	\$80

NeXtep® for stool cylinders only

R8 8" w/Casters	\$185
R10 10" w/Casters	\$185
R18 8"/10" w/Casters	\$295
RW8 Wide 8" w/Casters	\$295
RW10 Wide 10" w/Casters	\$295

Also available w/Glides

For additional stool options see page 65



5 day Quick Ship

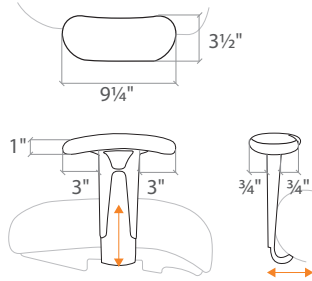


Popular Model

Arm Options

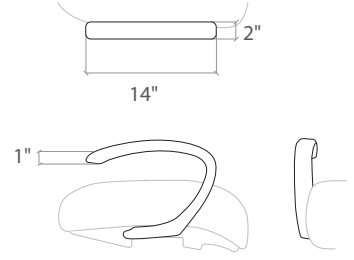
0 Arm
4" Adjustable
 AH: 7.0 – 11.0
 AW: 17.5 – 21.5
 AP: fixed
 WT: 7 lbs

Mesh Seat
 AH: 9.0 – 13.0



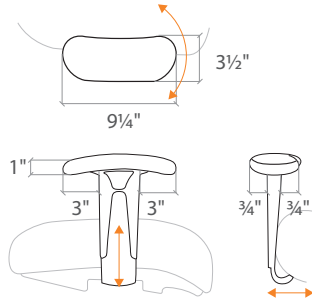
6 Arm
C Loop
 AH: 7.5
 AW: 22.5
 AP: fixed
 WT: 5 lbs

Mesh Seat
 AH: 9.5



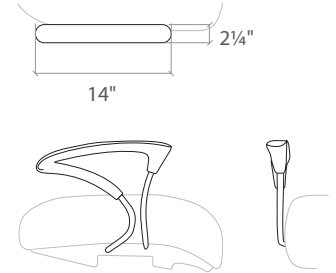
1 Arm
4" Adj. w/Pivot
 AH: 7.0 – 11.0
 AW: 17.5 – 21.5
 AP: 25° range
 WT: 7 lbs

Mesh Seat
 AH: 9.0 – 13.0



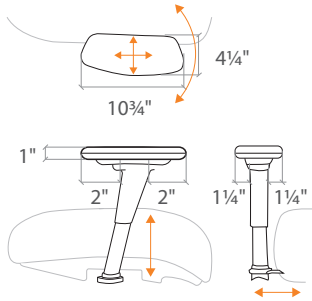
7 Arm
Chrome Loop
 AH: 7.5
 AW: 22.25
 AP: fixed
 WT: 5 lbs

Mesh Seat
 AH: 9.5



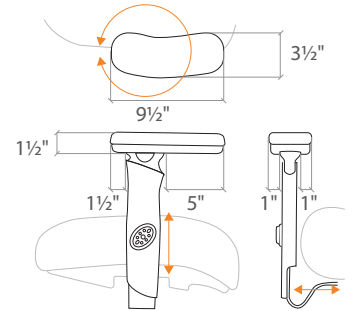
2 Arm
Lateral Sliding
 AH: 7.0 – 11.0
 AW: 17.5 – 21.5
 AP: 30° range
 WT: 7 lbs

Mesh Seat
 AH: 9.0 – 13.0



8 Arm
360° NP
 AH: 7.0 – 11.0
 AW: 18 – 22
 AP: 360° range
 WT: 7 lbs

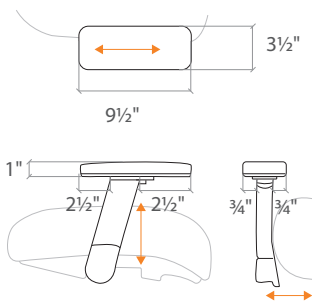
Mesh Seat
 AH: 9.0 – 13.0



Popular Model

3 Arm
3" Adjustable
 AH: 7.5 – 11.0
 AW: 18 – 24
 AP: fixed
 WT: 6 lbs

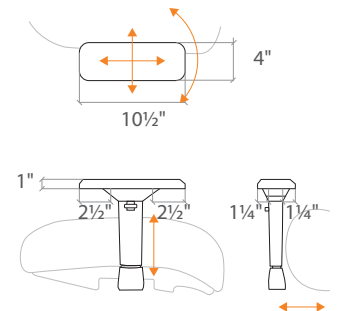
Mesh Seat
 AH: 9.5 – 13.0



Popular Model

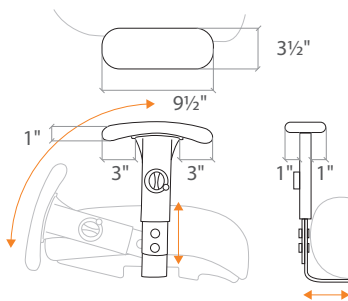
9 Arm
5-way Adj.
 AH: 7.0 – 10.0
 AW: 16.5 – 23.5
 AP: 15° range
 WT: 6 lbs

Mesh Seat
 AH: 9.0 – 12.0



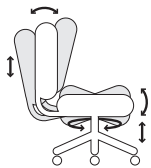
4 Arm
Swing
 AH: 7.0 – 10.0
 AW: 17.75 – 22
 AP: fixed
 WT: 7 lbs

Mesh Seat
 AH: 9.0 – 12.0



AH: Arm Height
 AW: Arm Width
 AP: Arm Pivot
 WT: Arm Weight

Mechanism Options



6 Mechanism Multi-tilt

- Swivel 360°
- Pneumatic seat height
- Independent back angle
- Independent seat angle
- Seat tilt tension
- Infinite adjust forward tilt-stop
- Optional seat slider



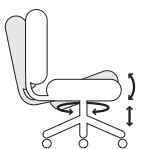
2 Mechanism Forward Pivot Synchro

- Swivel 360°
- Pneumatic seat height
- Seat tilt tension
- Back angle
- Seat angle
- Back to seat tilt, 2:1
- Anti-kick tilt-lock
- Optional seat slider



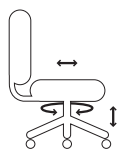
0 Mechanism Knee-tilt

- Swivel 360°
- Pneumatic seat height
- Seat tilt tension
- Back to seat tilt, 1:1
- Rock or lock recline



T Mechanism Tilt-swivel

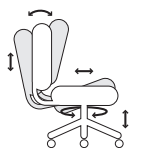
- Swivel 360°
- Pneumatic seat height
- Seat tilt tension
- Back to seat tilt, 1:1



1 Mechanism Basic



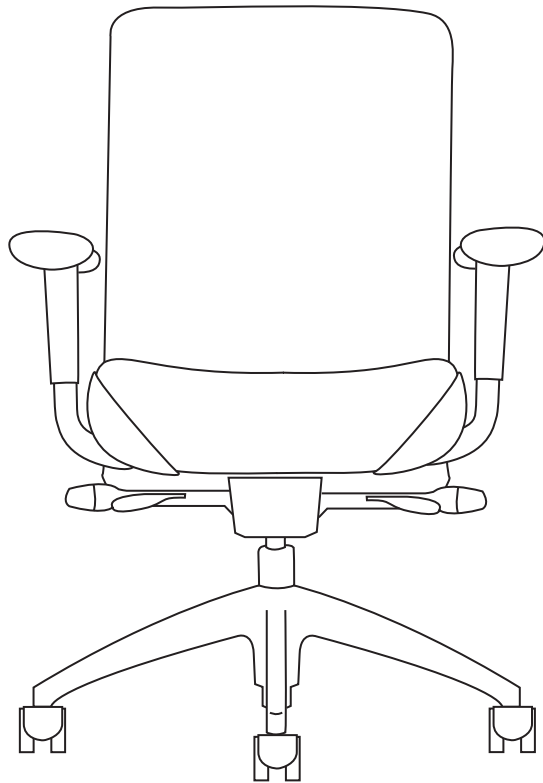
8 Mechanism Standard



9 Mechanism Deluxe-tilt





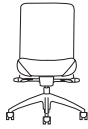
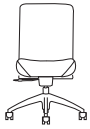
Multi-purpose



BAL5302

How to Specify

Series Code	Back	Seat	Select an Arm	Select a Mech <small>pg 21</small>
BAL Balance™	5 High Back <i>(25h x 19w)</i>	3 Large Seat <i>(22w x 19d)</i>	0 Pivoting Gelthane Chrome \$125 1 Forward Sliding Gelthane Pad \$205 5 No Arms \$0 6 C Loop \$75 7 Chrome Loop \$75	0 Knee-tilt  2 Forward Pivot Synchro 
BAL	5	3	0	2



BAL5350

BAL5352

\$965	\$1,040
\$975	\$1,050
\$1,025	\$1,100
\$1,075	\$1,150
\$1,125	\$1,200
\$1,410	\$1,485
\$1,510	\$1,585

Grade C
Grade 1
Grade 2
Grade 3
Grade 4
Grade 5 – (Ultraleather™)
Grade 6 – (Madras Leather™)



38.75 x 26 x 26	39.5 x 26 x 26	Chair (H x W x D)
34 x 22 x 26	26 x 33.75 x 22	Box (H x W x D)
48.5 lbs	39 lbs	Chair Weight
58.5 lbs	49 lbs	Shipping Weight
22	22	Seat Width
18.5 – 22.5	19.5 – 23.25	Seat Height
17.5	16.5 – 19.5	Seat Depth (optional)
F6° – R15°	F5° – R12°	Seat Angle
18.5	18.5	Back Width
22	22	Back Height
105° – 125°	102° – 125°	Back Angle
NA	NA	Lumbar Range
26	26	Base Diameter
2 yd	2 yd	COM Yardage

All fabrics subject to Neutral Posture approval.

Features Standard Features Add option code after model BAL5302-__-__-__

- Up to 11 active adjustments
- Mesh or upholstered back
- Passive weight dispersion design
- Generous foam for optimal comfort

Knee-tilt	
C0	Carpet Casters
B16	26" High Crown Black Base
L3	5" Cylinder
Forward Pivot Synchro	
C0	Carpet Casters
B16	26" High Crown Black Base
L2	4" Cylinder

General	
N	N-dulgent® Memory Foam <i>Seat only</i> \$75
N2	TheraGel™ Memory Foam <i>Seat only</i> \$150
S	Seat Slider <i>Only available on (2) mech</i> \$75

Finishes	
U2	Mesh Back \$0
Casters/Glides	
C0	Carpet Casters \$0
C1	Hard Floor Casters \$25
C2	Glides \$25
C8	Chrome Carpet Casters \$90
C9	Chrome Hard Floor Casters \$100

Bases	
B0	26" Black \$0
B6	26" Polished Aluminum \$140
B15	26" High Crown Polished Aluminum \$55
B16	26" High Crown Black \$0
Cylinders	
L2	4" Cylinder \$0
L3	5" Cylinder \$0




Balance Ergo™

Multi-purpose



BAL4382

How to Specify

Series Code	Back	Seat	Select an Arm <i>pg 20</i>	Select a Mech <i>pg 21</i>
BAL Balance Ergo™	4 Mesh Back (23.5h x 19.25w)	3 Large Seat (22w x 19d)	2 Lateral Sliding \$60 5 No Arms \$0 8 360° NP \$175	2 Forward Pivot Synchro 
BAL	4	3	8	2



BAL4352

\$920	Grade C
\$930	Grade 1
\$980	Grade 2
\$1,030	Grade 3
\$1,080	Grade 4
\$1,365	Grade 5 – (Ultraleather™)
\$1,465	Grade 6 – (Madras Leather™)



41.5 x 26 x 26	Chair (H x W x D)
24 x 28 x 26	Box (H x W x D)
37.5 lbs	Chair Weight
47.5 lbs	Shipping Weight
22	Seat Width
18 – 22.5	Seat Height
16.5 – 19.5	Seat Depth (optional)
F5° – R15°	Seat Angle
19	Back Width
23	Back Height
92° – 120°	Back Angle
3	Lumbar Range
26	Base Diameter
1 yd	COM Yardage

Features

- Up to 13 active adjustments
- Mesh back
- Passive weight dispersion design
- Generous foam for optimal comfort

Standard Features

- C0** Carpet Casters
- B0** 26" Black Base
- L3** 5" Cylinder

Add option code after model BAL4382 - _ - _ - _

General

- N** N-dulgent® Memory Foam
Seat only \$75
- N2** TheraGel™ Memory Foam
Seat only \$150
- S** Seat Slider \$75

Skins not available on Quick Ship

- S1** Grade C or 1 \$95
- S2** Grade 2 \$135
- SS** Ultraleather™ \$250

Casters/Glides

- C0** Carpet Casters \$0
- C1** Hard Floor Casters \$25
- C2** Glides \$25
- C8** Chrome Carpet Casters \$90
- C9** Chrome Hard Floor Casters \$100

Bases

- B0** 26" Black \$0
- B6** 26" Polished Aluminum \$140

Cylinders

- L2** 4" Cylinder \$0
- L3** 5" Cylinder \$0

Headrests pg 4

- HE** Height Adjustable Black Vinyl \$60
- H5** Dual Pivot Black Faux Leather \$280



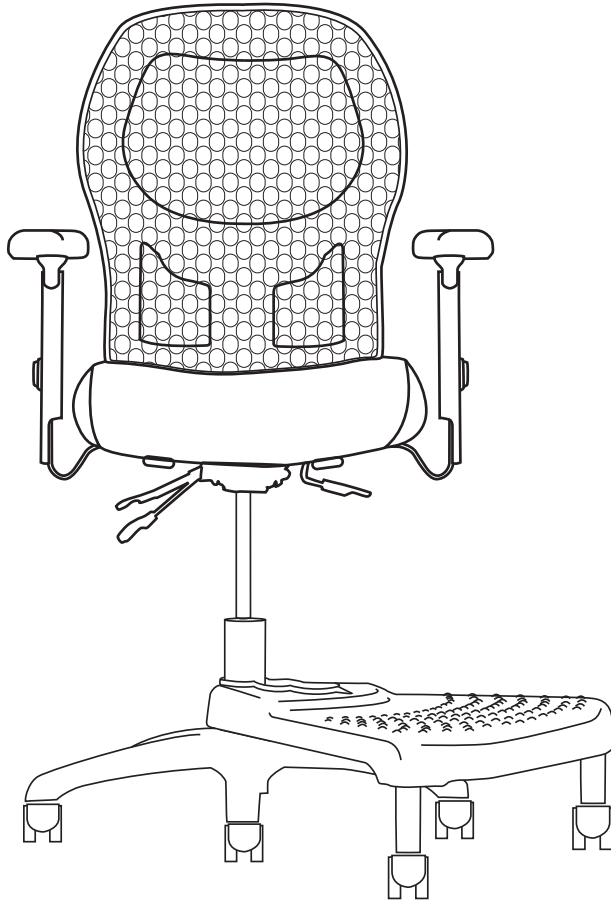
5 day Quick Ship



Popular Model

Balance Ergo™ Stool

Multi-purpose



BAL4388-R8

How to Specify

Series Code	Back	Seat	Select an Arm <small>pg 20</small>	Select a Mech <small>pg 21</small>
BAL Balance Ergo Stool™	4 Mesh Back (23.5h x 19.25w)	3 Large Seat (22w x 19d)	2 Lateral Sliding \$60 5 No Arms \$0 8 360° NP \$175	1 Basic 8 Standard <i>w/seat slider</i> 9 Deluxe-tilt <i>w/seat slider</i>
BAL	4	3	8	8

Balance Ergo™ Stool

Multi-purpose



BAL4351

BAL4358

BAL4359

\$935	\$955	\$975
\$945	\$965	\$985
\$1,005	\$1,025	\$1,045
\$1,055	\$1,075	\$1,095
\$1,105	\$1,125	\$1,145
\$1,390	\$1,410	\$1,430
\$1,490	\$1,510	\$1,530

Grade C
Grade 1
Grade 2
Grade 3
Grade 4
Grade 5 – (Ultraleather™)
Grade 6 – (Madras Leather™)

44.5 x 26 x 26	44.5 x 26 x 26	44.5 x 26 x 26	Chair (H x W x D)
24 x 28 x 26	24 x 28 x 26	24 x 28 x 26	Box (H x W x D)
32.5 lbs	39.5 lbs	40 lbs	Chair Weight
42.5 lbs	49.5 lbs	50 lbs	Shipping Weight
22	22	22	Seat Width
21.5 – 29	22.5 – 30	22.5 – 30	Seat Height
16.5 – 17.5	15.5 – 17.5	15.5 – 17.5	Seat Depth (optional)
R4°	R3°	R4°	Seat Angle
19	19	19	Back Width
23	23	23	Back Height
99°	95° – 99°	95° – 99°	Back Angle
3	3	3	Lumbar Range
26	26	26	Base Diameter
1 yd	1 yd	1 yd	COM Yardage

Features

- Mesh back
- Passive weight dispersion design
- Generous foam for optimal comfort

Standard Features

- C0** Carpet Casters
- B0** 26" Black Base
- L4** 8" Cylinder

Add option code after model BAL4388 - _ - -

General

- N** N-dulgent® Memory Foam Seat only \$75
- N2** TheraGel™ Memory Foam Seat only \$150

Skins not available on Quick Ship

- S1** Grade C or 1 \$95
- S2** Grade 2 \$135
- S5** Ultraleather™ \$250

Casters/Glides

- C0** Carpet Casters \$0
- C1** Hard Floor Casters \$25
- C2** Glides \$25
- C8** Chrome Carpet Casters \$90
- C9** Chrome Hard Floor Casters \$100

Bases

- B0** 26" Black \$0
- B6** 26" Polished Aluminum \$140

Chair Cylinders

- L1** 3" Cylinder \$0
- L2** 4" Cylinder \$0
- L3** 5" Cylinder \$0

Stool Cylinders

- L4** 8" Cylinder \$0
- L5** 10" Cylinder \$0
- L7** 7" Cylinder \$0

Headrests

- HE** Height Adjustable Black Vinyl \$60
- H5** Dual Pivot Black Faux Leather \$280

Footrings for stool cylinders only

- R1** 18" Black Plastic \$60
- R2** 20" Chrome \$80

NeXtep® for stool cylinders only

- R8** 8" w/Casters \$185
- R10** 10" w/Casters \$185
- R18** 8"/10" w/Casters \$295
- RW8** Wide 8" w/Casters \$295
- RW10** Wide 10" w/Casters \$295

Also available w/Glides

For additional stool options see page 65





5 day Quick Ship



Popular Model



How to Specify

Series Code	Select a Back	Select a Seat	Select an Arm <small>pg 20</small>	Select a Mech <small>pg 21</small>
BFF BFF®	<p>5 Mid Back <i>(26h x 20w)</i></p> <p>6 High Back <i>(29h x 20w)</i></p>	<p>6 Medium Seat <i>(19.5w x 18d)</i></p> <p>7 Large Seat <i>(22w x 18d)</i></p>	<p>0 4" Adjustable \$125</p> <p>1 4" Adjustable w/Pivot \$150</p> <p>2 Lateral Sliding \$140</p> <p>3 3" Adjustable \$75</p> <p>4 Swing \$295</p> <p>5 No Arms \$0</p> <p>6 C Loop \$75</p> <p>7 Chrome Loop \$75</p> <p>9 5-way Adjustable \$150</p>	<p>2 Forward Pivot Synchro</p>  <p>6 Multi-tilt</p> 
BFF	5	6	3	2

Forward Pivot Synchro

Multi-tilt



BFF5652	BFF5752	BFF6652	BFF6752	BFF5656	BFF5756	BFF6656	BFF6756
\$815	\$865	\$915	\$965	\$890	\$940	\$990	\$1,040
\$825	\$875	\$925	\$975	\$900	\$950	\$1,000	\$1,050
\$915	\$965	\$1,015	\$1,065	\$990	\$1,040	\$1,090	\$1,140
\$1,005	\$1,055	\$1,105	\$1,155	\$1,080	\$1,130	\$1,180	\$1,230
\$1,095	\$1,145	\$1,195	\$1,245	\$1,170	\$1,220	\$1,270	\$1,320
\$1,225	\$1,275	\$1,325	\$1,375	\$1,300	\$1,350	\$1,400	\$1,450
\$1,375	\$1,425	\$1,475	\$1,525	\$1,450	\$1,500	\$1,550	\$1,600

- Grade C
- Grade 1
- Grade 2
- Grade 3
- Grade 4
- Grade 5
- Grade 6

QS

Multi-purpose

42 x 26 x 26	42 x 26 x 26	45 x 26 x 26	45 x 26 x 26	42 x 26 x 26	42 x 26 x 26	45 x 26 x 26	45 x 26 x 26	Chair (H x W x D)
36 x 26 x 19	36 x 26 x 19	36 x 26 x 19	36 x 26 x 19	36 x 26 x 19	36 x 26 x 19	36 x 26 x 19	36 x 26 x 19	Box (H x W x D)
54 lbs	54 lbs	54 lbs	54 lbs	58.5 lbs	58.5 lbs	58.5 lbs	58.5 lbs	Chair Weight
64 lbs	64 lbs	64 lbs	64 lbs	68.5 lbs	68.5 lbs	68.5 lbs	68.5 lbs	Shipping Weight
19.5	22	19.5	22	19.5	22	19.5	22	Seat Width
17.5 - 22.5	17.5 - 22.5	17.5 - 22.5	17.5 - 22.5	18.25 - 23.25	18.25 - 23.25	18.25 - 23.25	18.25 - 23.25	Seat Height
16.5 - 19.5	16.5 - 19.5	16.5 - 19.5	16.5 - 19.5	15 - 17.5	15.5 - 18	15 - 17.5	15.5 - 18	Seat Depth (optional)
F6° - R13°	F6° - R13°	F6° - R13°	F6° - R13°	F2° - R8°	F7° - R16°	F2° - R8°	F7° - R16°	Seat Angle
20	20	20	20	20	20	20	20	Back Width
25 - 28	25 - 28	27 - 30	27 - 30	25 - 28	25 - 28	27 - 30	27 - 30	Back Height
103° - 125°	103° - 125°	96° - 112°	96° - 112°	102° - 122°	102° - 122°	96° - 112°	96° - 112°	Back Angle
3	3	3	3	3	3	3	3	Lumbar Range
26	26	26	26	26	26	26	26	Base Diameter
2 yd	2 yd	2 yd	2 yd	2 yd	2 yd	2 yd	2 yd	COM Yardage

Features Standard Features Add option code after model BFF5632- _ - _ - _

- Up to 13 active adjustments
- Height wadjustable back
- Up to 4 fabric choices per chair
To discuss options contact cs@np-us.com
- Passive weight dispersion design
- Generous foam for optimal comfort

- C0** Carpet Casters
- B0** 26" Black Base
- L3** 5" Cylinder

- General**
- D2** Adjustable Lumbar Support \$100
 - F** Fring® Footrest \$50
Only available on (B0)
 - N** N-dulgent® Memory Foam \$125
 - N2** TheraGel™ Memory Foam \$200
 - S** Seat Slider \$75
 - Z1** Connexion™ Arm \$750
Not available w/ the (6) & (7) arm

- Casters/Glides**
- C0** Carpet Casters \$0
 - C1** Hard Floor Casters \$25
 - C2** Glides \$25
 - C3** Hard Floor Brake/In \$185
 - C4** Hard Floor Brake/Out \$60

- Bases**
- B0** 26" Black \$0
 - B6** 26" Polished Aluminum \$140
 - B7** 26" Black Aluminum \$100

- Cylinders**
- L1** 3" Cylinder \$0
 - L2** 4" Cylinder \$0
 - L3** 5" Cylinder \$0

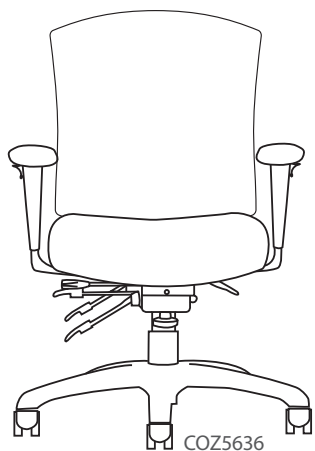
- Finishes**
- J** Upholstered Arm Pad \$65
Only available on the (2) arm





	COZ3652	COZ3752	COZ5652	COZ5752	COZ6652	COZ6752
Grade C	\$765	\$815	\$785	\$835	\$885	\$935
Grade 1	\$775	\$825	\$795	\$845	\$895	\$945
Grade 2	\$825	\$875	\$845	\$895	\$985	\$1,035
Grade 3	\$875	\$925	\$895	\$945	\$1,075	\$1,125
Grade 4	\$925	\$975	\$945	\$995	\$1,165	\$1,215
Grade 5	\$1,210	\$1,260	\$1,230	\$1,280	\$1,295	\$1,345
Grade 6	\$1,310	\$1,360	\$1,330	\$1,380	\$1,445	\$1,495

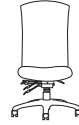
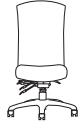
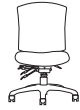
Chair (H x W x D)	35.5 x 26 x 26	35.5 x 26 x 26	39 x 26 x 26	39 x 26 x 26	44 x 26 x 26	44 x 26 x 26
Box (H x W x D)	24 x 28 x 26	24 x 28 x 26	18.75 x 35.5 x 26	18.75 x 35.5 x 26	18.75 x 35.5 x 26	18.75 x 35.5 x 26
Chair Weight	35.5 lbs	35.5 lbs	47 lbs	47 lbs	47 lbs	47 lbs
Shipping Weight	45.5 lbs	45.5 lbs	57 lbs	57 lbs	57 lbs	57 lbs
Seat Width	19.5	22	19.5	22	19.5	22
Seat Height	18.5 – 23.5	18.5 – 23.5	18.5 – 23.5	18.5 – 23.5	18.5 – 23.5	18.5 – 23.5
Seat Depth (optional)	16.5 – 19.5	16.5 – 19.5	16.5 – 19.5	16.5 – 19.5	16.5 – 19.5	16.5 – 19.5
Seat Angle	F6° – R13°	F6° – R13°	F6° – R13°	F6° – R13°	F6° – R13°	F6° – R13°
Back Width	18	18	18.5	18.5	19	19
Back Height	18 – 20.5	18 – 20.5	21.5 – 24	21.5 – 24	26 – 28.5	26 – 28.5
Back Angle	109° – 133°	109° – 133°	107° – 128°	107° – 128°	107° – 128°	107° – 128°
Lumbar Range	3	3	3	3	3	3
Base Diameter	26	26	26	26	26	26
COM Yardage	2 yd	2 yd	2 yd	2 yd	2 yd	2 yd

How to Specify



Series Code	Select a Back	Select a Seat	Select an Arm <small>pg 20</small>	Select a Mech <small>pg 21</small>
COZ Cozi®	3 Small Back <i>(19h x 19w)</i> 5 Mid Back <i>(23h x 19w)</i> 6 High Back <i>(27h x 19w)</i>	6 Medium Seat <i>(19.5w x 18d)</i> 7 Large Seat <i>(22w x 18d)</i>	0 4" Adjustable \$125 1 4" Adjustable w/Pivot \$150 2 Lateral Sliding \$140 3 3" Adjustable \$75 4 Swing \$295 5 No Arms \$0 6 C Loop \$75 7 Chrome Loop \$75 9 5-way Adjustable \$150	2 Forward Pivot Synchro  6 Multi-tilt 
COZ	5	6	3	6

Multi-tilt



COZ3656

COZ3756

COZ5656

COZ5756

COZ6656

COZ6756

\$840	\$890	\$860	\$910	\$960	\$1,010
\$850	\$900	\$870	\$920	\$970	\$1,020
\$900	\$950	\$920	\$970	\$1,060	\$1,110
\$950	\$1,000	\$970	\$1,020	\$1,150	\$1,200
\$1,000	\$1,050	\$1,020	\$1,070	\$1,240	\$1,290
\$1,285	\$1,335	\$1,305	\$1,355	\$1,370	\$1,420
\$1,385	\$1,435	\$1,405	\$1,455	\$1,520	\$1,570

Grade C

Grade 1

Grade 2

Grade 3

Grade 4

Grade 5

Grade 6



36 x 26 x 26	36 x 26 x 26	39 x 26 x 26	39 x 26 x 26	40.75 x 26 x 26	40.75 x 26 x 26
24 x 28 x 26	24 x 28 x 26	34 x 22 x 26	34 x 22 x 26	34 x 22 x 26	34 x 22 x 26
42 lbs	42 lbs	51 lbs	51 lbs	51 lbs	51 lbs
52 lbs	52 lbs	61 lbs	61 lbs	61 lbs	61 lbs
19.5	22	19.5	22	19.5	22
18.25 - 23.25	18.25 - 23.25	18.25 - 23.25	18.25 - 23.25	18.25 - 23.25	18.25 - 23.25
16.25 - 18.75	16.25 - 18.75	16.5 - 19	16.5 - 19	16.5 - 19	16.5 - 19
F5° - R8°	F5° - R8°	F6° - R16°	F8° - R18°	F6° - R16°	F8° - R18°
19	19	19	19	19	19
18 - 20.5	18 - 20.5	22 - 25	22 - 25	24 - 27	24 - 27
100° - 120°	100° - 120°	102° - 122°	102° - 122°	103° - 120°	103° - 120°
3	3	3	3	3	3
26	26	26	26	26	26
2 yd	2 yd	2 yd	2 yd	2 yd	2 yd

Chair (H x W x D)

Box (H x W x D)

Chair Weight

Shipping Weight

Seat Width

Seat Height

Seat Depth (optional)

Seat Angle

Back Width

Back Height

Back Angle

Lumbar Range

Base Diameter

COM Yardage

Multi-purpose

Features Standard Features Add option code after model COZ5636 - _ - _ - _

- Up to 13 active adjustments
- Passive weight dispersion design
- Generous foam for optimal comfort

- C0** Carpet Casters
- B0** 26" Black Base
- L3** 5" Cylinder

- General**
- CR** Cleanroom to Class 100 \$120
 - D2** Adjustable Lumbar Support \$100
 - E** ESD \$290
For availability contact cs@np-us.com
 - F** Fring® Footrest \$50
Only available on (B0)
 - N** N-dulgent® Memory Foam \$125
 - N2** TheraGel™ Memory Foam \$200
 - S** Seat Slider \$75
 - Z1** Connexion™ Arm \$750
Not available w/ the (6) & (7) arm

- Finishes**
- J** Upholstered Arm Pad \$65
Only available on the (2) arm
- Casters/Glides**
- C0** Carpet Casters \$0
 - C1** Hard Floor Casters \$25
 - C2** Glides \$25
 - C3** Hard Floor Brake/In \$185
 - C4** Hard Floor Brake/Out \$60

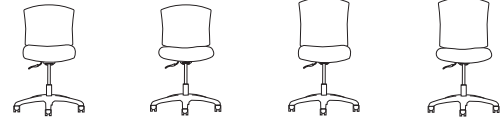
- Cylinders**
- L1** 3" Cylinder \$0
 - L2** 4" Cylinder \$0
 - L3** 5" Cylinder \$0

- Headrests**
- H6** Dual Pivot \$280
Matching Upholstery

- Bases**
- B0** 26" Black \$0
 - B6** 26" Polished Aluminum \$140
 - B7** 26" Black Aluminum \$100

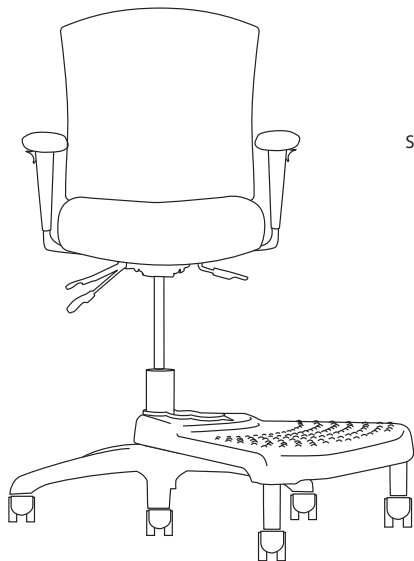


Basic



COZ3651 COZ3751 COZ5651 COZ5751

Grade C	\$780	\$830	\$800	\$850
Grade 1	\$790	\$840	\$810	\$860
Grade 2	\$840	\$890	\$860	\$910
Grade 3	\$890	\$940	\$910	\$960
Grade 4	\$940	\$990	\$960	\$1,010
Grade 5	\$1,225	\$1,275	\$1,245	\$1,295
Grade 6	\$1,325	\$1,375	\$1,345	\$1,395



COZ5638-R8

Chair (H x W x D)	40 x 26 x 26	40 x 26 x 26	43 x 26 x 26	43 x 26 x 26
Box (H x W x D)	24 x 28 x 26	24 x 28 x 26	18.75 x 35.5 x 26	18.75 x 35.5 x 26
Chair Weight	29.5 lbs	29.5 lbs	34 lbs	34 lbs
Shipping Weight	39.5 lbs	39.5 lbs	44 lbs	44 lbs
Seat Width	19.5	22	19.5	22
Seat Height	20.5 – 28	20.5 – 28	20.5 – 28	20.5 – 28
Seat Depth (optional)	16.5 – 18.5	16.5 – 18.5	16.5 – 18.5	16.5 – 18.5
Seat Angle	R4°	R4°	R4°	R4°
Back Width	18	18	19	19
Back Height	21.5	21.5	21.5	21.5
Back Angle	103°	103°	103°	103°
Lumbar Range	3	3	3	3
Base Diameter	26	26	26	26
COM Yardage	2yd	2yd	2yd	2yd

How to Specify

Series Code	Select a Back	Select a Seat	Select an Arm <small>pg 20</small>	Select a Mech <small>pg 21</small>
COZ Cozi® Stool	3 Small Back <i>(19h x 19w)</i> 5 Mid Back <i>(23h x 19w)</i>	6 Medium Seat <i>(19.5w x 18d)</i> 7 Large Seat <i>(22w x 18d)</i>	0 4" Adjustable \$125 1 4" Adjustable w/Pivot \$150 2 Lateral Sliding \$140 3 3" Adjustable \$75 4 Swing \$295 5 No Arms \$0 6 C Loop \$75 7 Chrome Loop \$75 9 5-way Adjustable \$150	1 Basic 8 Standard w/seat slider 9 Deluxe-tilt w/seat slider
COZ	5	6	3	8

Standard

Deluxe-tilt



COZ3658

COZ3758

COZ5658

COZ5758

COZ3659

COZ3759

COZ5659

COZ5759

\$800	\$850	\$820	\$870	\$820	\$870	\$840	\$890
\$810	\$860	\$830	\$880	\$830	\$880	\$850	\$900
\$860	\$910	\$880	\$930	\$880	\$930	\$900	\$950
\$910	\$960	\$930	\$980	\$930	\$980	\$950	\$1,000
\$960	\$1,010	\$980	\$1,030	\$980	\$1,030	\$1,000	\$1,050
\$1,245	\$1,295	\$1,265	\$1,315	\$1,265	\$1,315	\$1,285	\$1,335
\$1,345	\$1,395	\$1,365	\$1,415	\$1,365	\$1,415	\$1,385	\$1,435

Grade C
Grade 1
Grade 2
Grade 3
Grade 4
Grade 5
Grade 6

40.5 x 26 x 26	40.5 x 26 x 26	43.5 x 26 x 26	43.5 x 26 x 26	40.5 x 26 x 26	40.5 x 26 x 26	43.5 x 26 x 26	43.5 x 26 x 26	Chair (H x W x D)
24 x 28 x 26	24 x 28 x 26	18.75 x 35.5 x 26	18.75 x 35.5 x 26	24 x 28 x 26	24 x 28 x 26	18.75 x 35.5 x 26	18.75 x 35.5 x 26	Box (H x W x D)
41.5 lbs	41.5 lbs	46 lbs	46 lbs	41.5 lbs	41.5 lbs	46 lbs	46 lbs	Chair Weight
51.5 lbs	51.5 lbs	56 lbs	56 lbs	51.5 lbs	51.5 lbs	56 lbs	56 lbs	Shipping Weight
19.5	22	19.5	22	19.5	22	19.5	22	Seat Width
22 - 29.5	22 - 29.5	22 - 29.5	22 - 29.5	22 - 29.5	22 - 29.5	22 - 29.25	22 - 29.25	Seat Height
16.5 - 19	16.5 - 19	16.5 - 19	16.5 - 19	16.5 - 19	16.5 - 19	16.5 - 19	16.5 - 19	Seat Depth (optional)
R3°	R3°	R3°	R3°	R4°	R4°	R4°	R4°	Seat Angle
18	18	19	19	18	18	19	19	Back Width
17.5 - 20.5	17.5 - 20.5	22 - 25	22 - 25	17.5 - 20.5	17.5 - 20.5	22 - 25	22 - 25	Back Height
95° - 102°	95° - 102°	95° - 102°	95° - 102°	95° - 102°	95° - 102°	97° - 105°	97° - 105°	Back Angle
3	3	3	3	3	3	3	3	Lumbar Range
26	26	26	26	26	26	26	26	Base Diameter
2yd	2yd	2yd	2yd	2yd	2yd	2yd	2yd	COM Yardage

Multi-purpose

Features

- Passive weight dispersion design
- Generous foam for optimal comfort

Standard Features

- C0** Carpet Casters
- B0** 26" Black Base
- L4** 8" Cylinder

Add option code after model COZ5638 - _ _ _

General

- CR** Cleanroom to Class 100 \$120
- D2** Adjustable Lumbar Support \$100
- E** ESD \$290
For availability contact cs@np-us.com
- F** Fring® Footrest \$50
Only available on (B0)
- N** N-dulgent® Memory Foam \$125
- N2** TheraGel™ Memory Foam \$200
- Z1** Connexion™ Arm \$750
Not available w/ the (6) & (7) arm

Finishes

- J** Upholstered Arm Pad \$65
Only available on the (2) arm

Casters/Glides

- C0** Carpet Casters \$0
- C1** Hard Floor Casters \$25
- C2** Glides \$25
- C3** Hard Floor Brake/In \$185
- C4** Hard Floor Brake/Out \$60

Bases

- B0** 26" Black \$0
- B6** 26" Polished Aluminum \$140
- B7** 26" Black Aluminum \$100

Chair Cylinders

- L1** 3" Cylinder \$0
- L2** 4" Cylinder \$0
- L3** 5" Cylinder \$0

Headrests

- H6** Dual Pivot \$280
Matching Upholstery

Stool Cylinders

- L4** 8" Cylinder \$0
- L5** 10" Cylinder \$0
- L7** 7" Cylinder \$0

Footrings for stool cylinders only

- R1** 18" Black Plastic \$60
- R2** 20" Chrome \$80

NeXtep® for stool cylinders only

- R8** 8" w/Casters \$185
- R10** 10" w/Casters \$185
- R18** 8"/10" w/Casters \$295
- RW8** Wide 8" w/Casters \$295
- RW10** Wide 10" w/Casters \$295

Also available w/Glides

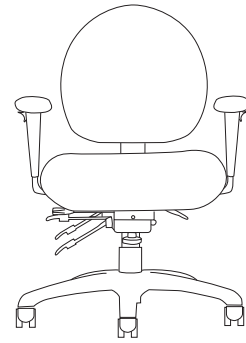
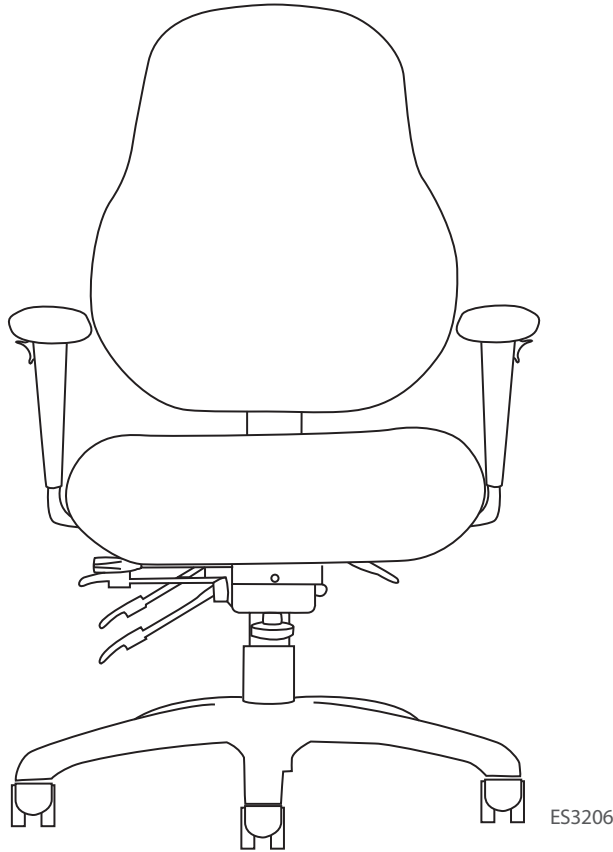
For additional stool options see page 65



5 day Quick Ship




Popular Model



ES2206

ES3206

How to Specify

Series Code	Select a Back	Seat	Select an Arm <small>pg 20</small>	Mech <small>pg 21</small>
<p>ES E-Series™</p>	<p>2 Mid Back <i>(18h x 17.5w)</i></p> <p>3 High Back <i>(23.5h x 19.25w)</i></p>	<p>2 Medium Seat <i>(21w x 19d)</i></p>	<p>0 4" Adjustable \$125</p> <p>2 Lateral Sliding \$140</p> <p>5 No Arms \$0</p> <p>9 5-way Adjustable \$150</p>	<p>6 Multi-tilt</p> 
ES	3	2	0	6



ES2256

\$870



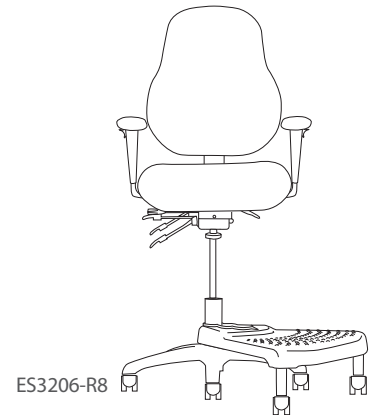
ES3256

\$870

Cloud 9™ or Revive™

34 x 26 x 26	39 x 26 x 26	Chair (H x W x D)
28 x 26 x 24	28 x 26 x 24	Box (H x W x D)
52.5 lbs	58 lbs	Chair Weight
62.5 lbs	68 lbs	Shipping Weight
20.5	20.5	Seat Width
18.5 – 22.5	18.5 – 22.5	Seat Height
15.5 – 18	16 – 18	Seat Depth
F1° – R20°	F1° – R16°	Seat Angle
17	19.5	Back Width
17 – 21	21 – 25	Back Height
102° – 120°	97° – 112°	Back Angle
4	4	Lumbar Range
26	26	Base Diameter
2 yd	2 yd	COM Yardage


Specs may differ for stools




ES3206-R8

Features	Standard Features	Add option code after model ES3206 -	Stool Options
<ul style="list-style-type: none"> Up to 13 active adjustments Contoured seat designs Passive weight dispersion design Generous foam for optimal comfort Only available in Cloud 9™ or Revive™ fabric 	<ul style="list-style-type: none"> C0 Carpet Casters B0 26" Black Base L3 5" Cylinder S Seat Slider 	<p>General</p> <ul style="list-style-type: none"> F Fring® Footrest \$50 <i>Only available on (B0)</i> Z1 Connexion™ Arm \$750 <p>Casters/Glides</p> <ul style="list-style-type: none"> C0 Carpet Casters \$0 C1 Hard Floor Casters \$25 	<p>Stool Cylinders</p> <ul style="list-style-type: none"> L4 8" Cylinder \$55 L5 10" Cylinder \$55 <p>Footrings for stool cylinders only</p> <ul style="list-style-type: none"> R1 18" Black Plastic \$60 R2 20" Chrome \$80 <p>NexTep® for stool cylinders only</p> <ul style="list-style-type: none"> R8 8" w/Casters \$185 R10 10" w/Casters \$185 R18 8"/10" w/Casters \$295 RW8 Wide 8" w/Casters \$295 RW10 Wide 10" w/Casters \$295 <p>Also available w/Glides</p>
			<p>For additional stool options see page 65</p>









EMB212K





EMB212K
Pulled Fabric

How to Specify

Series Code	Select a Back	Seat	Arm	pg 20	Select a Mech	pg 21
EMB Embrace™	<ul style="list-style-type: none"> 1 Mid Back (23h x 22w) 2 High Back (26h x 22w) 	<ul style="list-style-type: none"> 1 Medium Seat (20w x 18d) 	<ul style="list-style-type: none"> 2 C Loop 	\$0	<ul style="list-style-type: none"> T Tilt-swivel K Knee-tilt 	
EMB	2	1	2		K	

Tilt-swivel		Knee-tilt	
			
EMB112T	EMB212T	EMB112K	EMB212K
\$710	\$770	\$770	\$830
\$720	\$780	\$780	\$840
\$810	\$870	\$870	\$930
\$900	\$960	\$960	\$1,020
EMB112T	EMB212T	EMB112K	EMB212K
\$900	\$960	\$960	\$1,020
\$920	\$980	\$980	\$1,040
\$1,110	\$1,170	\$1,170	\$1,230
\$1,155	\$1,215	\$1,215	\$1,275
\$1,255	\$1,315	\$1,315	\$1,375
37 x 26 x 28	41 x 26 x 28	38.5 x 26 x 28	42.5 x 26 x 28
30 x 28 x 47	30 x 28 x 47	30 x 28 x 47	30 x 28 x 47
57 lbs	57 lbs	57 lbs	57 lbs
67 lbs	67 lbs	67 lbs	67 lbs
21	21	21	21
16.5 – 20.5	16.5 – 20.5	18 – 20.75	18 – 20.75
19.5	19.5	19.5	19.5
R6° – F23°	R6° – F23°	R7° – F24°	R7° – F24°
22	22	22	22
20	24	20	24
NA	NA	NA	NA
8	8	8	8
21.75	21.75	21.75	21.75
26	26	26	26
2yd	2yd	2yd	2yd
4yd	4yd	4yd	4yd

Not available in Cloud 9™ or Revive™

Guest	
	
EMC020	EMC022
\$595	\$695
\$605	\$705
\$695	\$795
\$785	\$885
EMC020	EMC022
\$785	\$885
\$805	\$905
\$995	\$1,095
\$1,040	\$1,140
\$1,140	\$1,240
38.5 x 25 x 28	38.5 x 25 x 28
30 x 28 x 47	30 x 28 x 47
49 lbs	49 lbs
59 lbs	59 lbs
21	21
20	20
20.5	20.5
6	6
21	21
20	20
NA	NA
NA	8
NA	20.5
20	20
2yd	2yd
4yd	4yd

Pulled Fabric Standard	
Grade C	
Grade 1	
Grade 2	
Grade 3	
Pillow Top Standard	
Grade 4	
Grade 5a – (Black Natural™) OS	
Grade 5b – (Ultraleather™ Black)	
Grade 5c – (Ultraleather™ Color)	
Grade 6 – (Madras Leather™)	

Chair (H x W x D)	38.5 x 25 x 28
Box (H x W x D)	30 x 28 x 47
Chair Weight	49 lbs
Shipping Weight	59 lbs
Seat Width	21
Seat Height	20
Seat Depth	20.5
Seat Angle	6
Back Width	21
Back Height	20
Back Angle	NA
Arm Height	NA
Arm Width	8
Base Diameter	20.5
COM Yardage – Pulled Fabric	20
COM Yardage – Pillow Top	2yd

Features Standard Features

Add option code after model EMB212K - __ - __

- Up to 4 active adjustments
- Pillow top or pulled fabric upholstery
- Passive weight dispersion design
- Generous foam for optimal comfort
- Built-in lumbar

Tilt-swivel

- C0** Carpet Casters
- B0** 26" Black Base
- L2** 4" Cylinder
- 2** C Loop Arms

Knee-tilt

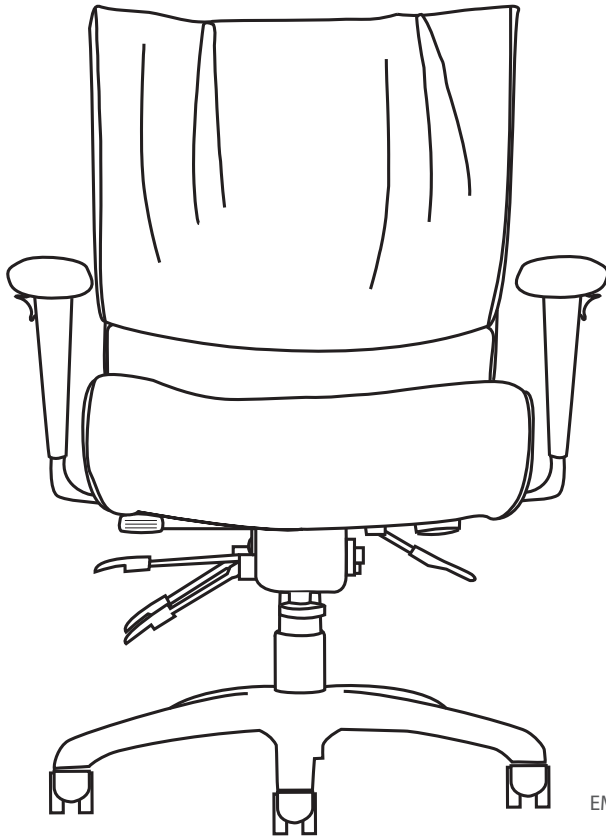
- C0** Carpet Casters
- B0** 26" Black Base
- L1** 3" Cylinder
- 2** C Loop Arms

Finishes

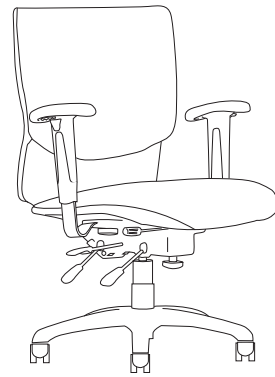
- CP** Chrome Package \$295
Aluminum loop arm & aluminum base
- FP** Fabric Pillow Top \$225
Grade C, 1, 2 & 3

Embrace Ergo™

Multi-purpose




EME1236



EME1236
Pulled Fabric

How to Specify

Series Code	Back	Seat	Select an Arm <small>pg 20</small>	Mech <small>pg 21</small>
EME Embrace Ergo™	1 Mid Back (20h x 22w)	2 Medium Seat (21w x 19d)	0 4" Adjustable \$125 1 4" Adjustable w/Pivot \$150 3 3" Adjustable \$75 5 No Arms \$0 6 C Loop \$125	6 Multi-tilt 
EME	1	2	3	6

Embrace Ergo™



EME1256

\$890

\$900

\$990

\$1,080

EME1256

\$1,080

\$1,100

\$1,290

\$1,335

\$1,435

39 x 26 x 26

30 x 28 x 47

61 lbs

71 lbs

21

18 - 22

18 - 20

F7° - R17°

22

20 - 23

105° - 120°

3

26

2 yd

4 yd

Guest



EMC020

\$595

\$605

\$695

\$785



EMC022

\$695

\$705

\$795

\$885

EMC020

\$785

\$805

\$995

\$1,040

\$1,140

EMC022

\$885

\$905

\$1,095

\$1,140

\$1,240

38.5 x 25 x 28

30 x 28 x 47

49 lbs

59 lbs

21

20

20.5

6

21

20

NA

NA

20

2 yd

4 yd

38.5 x 25 x 28

30 x 28 x 47

49 lbs

59 lbs

21

20

20.5

6

21

20

NA

NA

20

2 yd

4 yd

Pulled Fabric Standard

Grade C

Grade 1

Grade 2

Grade 3

Pillow Top Standard

Grade 4

Grade 5a - (Black Natural™) **QS**

Grade 5b - (Ultraleather™ Black)

Grade 5c - (Ultraleather™ Color)

Grade 6 - (Madras Leather™)

Chair (H x W x D)

Box (H x W x D)

Chair Weight

Shipping Weight

Seat Width

Seat Height

Seat Depth

Seat Angle

Back Width

Back Height

Back Angle

Lumbar Range

Base Diameter

COM Yardage - Pulled Fabric

COM Yardage - Pillow Top

Not available in Cloud 9™ or Revive™

Features

- Up to 11 active adjustments
- Height adjustable back
- Passive weight dispersion design
- Generous foam for optimal comfort
- Built-in lumbar

Standard Features

- C0** Carpet Casters
- B0** 26" Black Base
- L2** 4" Cylinder

Add option code after model EME1236 - _ - _ -

General

- F** Fring® Footrest \$50
Only available on (B0)
- S** Seat Slider \$75

Finishes

- FP** Fabric Pillow Top \$225
Grade C, 1, 2 & 3

Casters/Glides

- C0** Carpet Casters \$0
- C1** Hard Floor Casters \$25
- C2** Glides \$25
- C3** Hard Floor Brake/In \$185
- C4** Hard Floor Brake/Out \$60

Bases

- B0** 26" Black \$0
- B8** 27" Brushed Aluminum Standard w/ 3" cylinder (L1) \$140

Cylinders

- L1** 3" Cylinder \$0
- L2** 4" Cylinder \$0
- L3** 5" Cylinder \$0



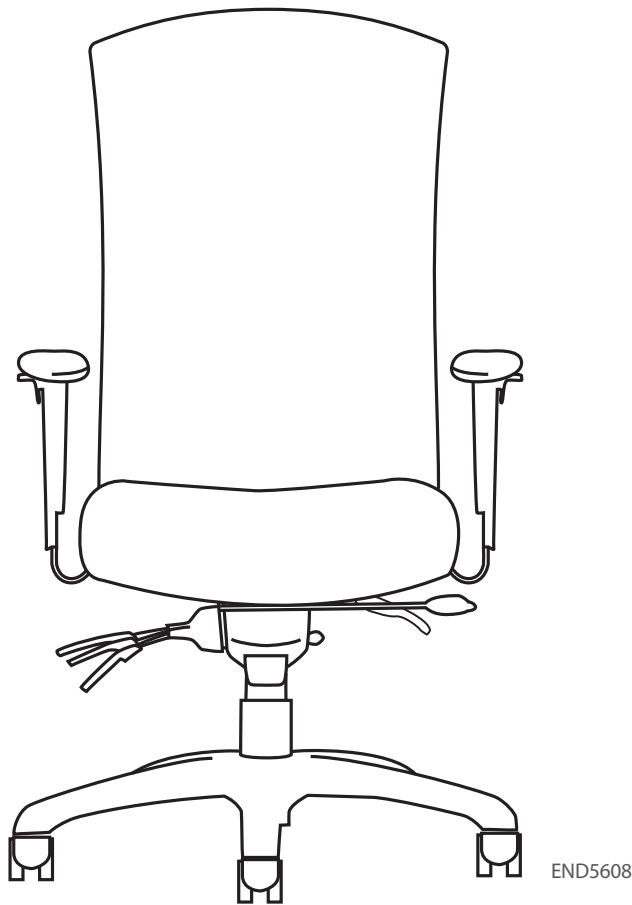
5 day Quick Ship




Popular Model



Multi-purpose



How to Specify

Series Code	Select a Back	Select a Seat	Select an Arm <i>pg 20</i>	Mech <i>pg 21</i>
END N·dure™	<p>4 Mesh Back <i>Not height adjustable (23.5h x 19.25w)</i></p> <p>5 Mid Back <i>(23h x 19w)</i></p> <p>6 High Back <i>(27h x 19w)</i></p>	<p>6 Medium Seat <i>(19.5w x 18d)</i></p> <p>7 Large Seat <i>(22w x 18d)</i></p>	<p>0 4" Adjustable \$125</p> <p>4 Swing \$295</p> <p>5 No Arms \$0</p>	<p>8 Multi-tilt</p> 
END	5	6	0	8



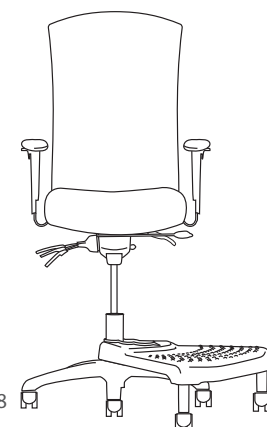
END5658	ENDS758	END6658	END6758	END4658	END4758
\$1,045	\$1,080	\$1,130	\$1,155	\$1,090	\$1,125
\$1,055	\$1,090	\$1,140	\$1,165	\$1,100	\$1,135
\$1,105	\$1,140	\$1,230	\$1,255	\$1,150	\$1,185
\$1,155	\$1,190	\$1,320	\$1,345	\$1,200	\$1,235
\$1,205	\$1,240	\$1,410	\$1,435	\$1,250	\$1,285
\$1,490	\$1,525	\$1,540	\$1,565	\$1,535	\$1,570
\$1,590	\$1,625	\$1,690	\$1,715	\$1,635	\$1,670

- Grade C
- Grade 1
- Grade 2
- Grade 3
- Grade 4
- Grade 5
- Grade 6

39x26x26	39x26x26	41x26x26	41x26x26	40x26x26	40x26x26
36x26x19	36x26x19	36x26x19	36x26x19	28x26x24	28x26x24
51.5 lbs	51.5 lbs	52 lbs	52 lbs	48 lbs	48.5 lbs
61.5 lbs	61.5 lbs	62 lbs	62 lbs	58 lbs	58.5 lbs
19.5	22	19.5	22	19.5	22
19-24	19.5-24.5	19-24	19.5-24.5	18-23	19.5-24.5
17-19	17.5-20	17-19	17.5-20	16-18	19-21
F5°-R10°	F8°-R18°	F5°-R10°	F8°-R18°	F6°-R11°	F8°-R18°
19	19	19	19	19	19
22-25	22-25	23-26	23-26	24	24
105°-120°	105°-120°	105°-120°	105°-120°	100°-115°	100°-115°
3	3	3	3	3	3
26	26	26	26	26	26
2yd	2yd	2yd	2yd	1yd	1yd

- Chair (H x W x D)
- Box (H x W x D)
- Chair Weight
- Shipping Weight
- Seat Width
- Seat Height
- Seat Depth
- Seat Angle
- Back Width
- Back Height
- Back Angle
- Lumbar Range
- Base Diameter
- COM Yardage

Specs may differ for stools

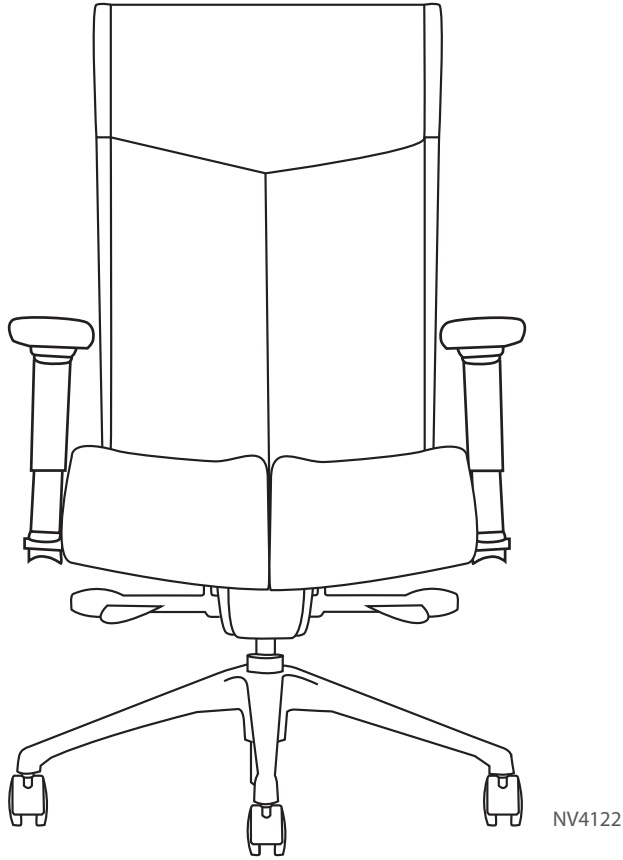


END5608-R8

Multi-purpose

<h3>Features</h3> <ul style="list-style-type: none"> Up to 11 active adjustments Standard with upholstered back outer Supports users up to 350 lbs 24/7 Continuous-shift with 5-year warranty available only on Ace & Spacer upholstery Passive weight dispersion design Generous foam for optimal comfort 	<h3>Standard Features</h3> <ul style="list-style-type: none"> C0 Carpet Casters B0 26" Black Base L3 5" Cylinder S Seat Slider 	<h3>Add option code after model END5608 -</h3> <table border="0"> <tr> <td>General</td> <td></td> </tr> <tr> <td>CR Cleanroom to Class 100</td> <td>\$120</td> </tr> <tr> <td>D2 Adjustable Lumbar Support</td> <td>\$100</td> </tr> <tr> <td colspan="2"><i>Not avail. on (4) back</i></td> </tr> <tr> <td>E ESD</td> <td>\$290</td> </tr> <tr> <td colspan="2"><i>Not avail. on (4) back</i></td> </tr> <tr> <td colspan="2"><i>For avail. contact cs@np-us.com</i></td> </tr> <tr> <td>N N-dulgent® Memory Foam</td> <td>\$125</td> </tr> <tr> <td>N2 TheraGel™ Memory Foam</td> <td>\$200</td> </tr> <tr> <td>Z1 Connexion™ Arm</td> <td>\$750</td> </tr> <tr> <td>Finishes</td> <td></td> </tr> <tr> <td>U1 Ballistic Upholstery Back Outer</td> <td>\$0</td> </tr> <tr> <td colspan="2"><i>Not avail. on (4) back</i></td> </tr> <tr> <td colspan="2">Skins not available on Quick Ship</td> </tr> <tr> <td>S1 Grade C or 1</td> <td>\$95</td> </tr> <tr> <td colspan="2"><i>Only available on (4) back in fabrics with 1,000,000+ double rubs</i></td> </tr> <tr> <td>Casters/Glides</td> <td></td> </tr> <tr> <td>C0 Carpet Casters</td> <td>\$0</td> </tr> <tr> <td>C1 Hard Floor Casters</td> <td>\$25</td> </tr> <tr> <td>Bases</td> <td></td> </tr> <tr> <td>B0 26" Black</td> <td>\$0</td> </tr> <tr> <td>B7 26" Black Aluminum</td> <td>\$100</td> </tr> <tr> <td>B14 28" Intensive Use Black</td> <td>\$125</td> </tr> <tr> <td>Chair Cylinders</td> <td></td> </tr> <tr> <td>L1 3" Cylinder</td> <td>\$0</td> </tr> <tr> <td>L2 4" Cylinder</td> <td>\$0</td> </tr> <tr> <td>L3 5" Cylinder</td> <td>\$0</td> </tr> <tr> <td>Headrests</td> <td><i>pg 4</i></td> </tr> <tr> <td>HE Height Adjustable Black Vinyl</td> <td>\$60</td> </tr> <tr> <td colspan="2"><i>Only avail. on (4) back</i></td> </tr> <tr> <td>H5 Dual Pivot Black Faux Leather</td> <td>\$280</td> </tr> <tr> <td colspan="2"><i>Only avail. on (4) back</i></td> </tr> <tr> <td>H6 Dual Pivot Matching Upholstery</td> <td>\$280</td> </tr> <tr> <td colspan="2"><i>Only avail. on (5) & (6) back</i></td> </tr> </table>	General		CR Cleanroom to Class 100	\$120	D2 Adjustable Lumbar Support	\$100	<i>Not avail. on (4) back</i>		E ESD	\$290	<i>Not avail. on (4) back</i>		<i>For avail. contact cs@np-us.com</i>		N N-dulgent® Memory Foam	\$125	N2 TheraGel™ Memory Foam	\$200	Z1 Connexion™ Arm	\$750	Finishes		U1 Ballistic Upholstery Back Outer	\$0	<i>Not avail. on (4) back</i>		Skins not available on Quick Ship		S1 Grade C or 1	\$95	<i>Only available on (4) back in fabrics with 1,000,000+ double rubs</i>		Casters/Glides		C0 Carpet Casters	\$0	C1 Hard Floor Casters	\$25	Bases		B0 26" Black	\$0	B7 26" Black Aluminum	\$100	B14 28" Intensive Use Black	\$125	Chair Cylinders		L1 3" Cylinder	\$0	L2 4" Cylinder	\$0	L3 5" Cylinder	\$0	Headrests	<i>pg 4</i>	HE Height Adjustable Black Vinyl	\$60	<i>Only avail. on (4) back</i>		H5 Dual Pivot Black Faux Leather	\$280	<i>Only avail. on (4) back</i>		H6 Dual Pivot Matching Upholstery	\$280	<i>Only avail. on (5) & (6) back</i>		<h3>Stool Options</h3> <h4>Stool Cylinders</h4> <ul style="list-style-type: none"> L4 8" Cylinder \$55 L5 10" Cylinder \$55 <h4>Footrings for stool cylinders only</h4> <ul style="list-style-type: none"> R1 18" Black Plastic \$60 R2 20" Chrome \$80 <h4>NeXtep® for stool cylinders only</h4> <ul style="list-style-type: none"> R8 8" w/Casters \$185 R10 10" w/Casters \$185 R18 8"/10" w/Casters \$295 RW8 Wide 8" w/Casters \$295 RW10 Wide 10" w/Casters \$295 <p>Also available w/Glides</p>
General																																																																							
CR Cleanroom to Class 100	\$120																																																																						
D2 Adjustable Lumbar Support	\$100																																																																						
<i>Not avail. on (4) back</i>																																																																							
E ESD	\$290																																																																						
<i>Not avail. on (4) back</i>																																																																							
<i>For avail. contact cs@np-us.com</i>																																																																							
N N-dulgent® Memory Foam	\$125																																																																						
N2 TheraGel™ Memory Foam	\$200																																																																						
Z1 Connexion™ Arm	\$750																																																																						
Finishes																																																																							
U1 Ballistic Upholstery Back Outer	\$0																																																																						
<i>Not avail. on (4) back</i>																																																																							
Skins not available on Quick Ship																																																																							
S1 Grade C or 1	\$95																																																																						
<i>Only available on (4) back in fabrics with 1,000,000+ double rubs</i>																																																																							
Casters/Glides																																																																							
C0 Carpet Casters	\$0																																																																						
C1 Hard Floor Casters	\$25																																																																						
Bases																																																																							
B0 26" Black	\$0																																																																						
B7 26" Black Aluminum	\$100																																																																						
B14 28" Intensive Use Black	\$125																																																																						
Chair Cylinders																																																																							
L1 3" Cylinder	\$0																																																																						
L2 4" Cylinder	\$0																																																																						
L3 5" Cylinder	\$0																																																																						
Headrests	<i>pg 4</i>																																																																						
HE Height Adjustable Black Vinyl	\$60																																																																						
<i>Only avail. on (4) back</i>																																																																							
H5 Dual Pivot Black Faux Leather	\$280																																																																						
<i>Only avail. on (4) back</i>																																																																							
H6 Dual Pivot Matching Upholstery	\$280																																																																						
<i>Only avail. on (5) & (6) back</i>																																																																							





How to Specify

Series Code	Select a Back	Select a Seat	Select an Arm	Mech pg 21
NV NV™	<p>3 High Back <i>(27h x 19w)</i></p> <p>4 Pillow Top, High Back <i>(29h x 19.5w)</i></p>	<p>1 Pillow Top, Medium Seat <i>(20.5w x 18.5d)</i></p> <p>2 Pillow Top, Large Seat <i>(20.5w x 19.5d)</i></p> <p>4 Medium Seat <i>(22w x 19d)</i></p>	<p>0 Polished Aluminum Loop \$0</p> <p>2 Lateral Sliding \$0</p> <p>5 No Arms (\$100)</p>	<p>2 Forward Pivot Synchro</p>
NV	4	1	2	2



NV3422	NV3122	NV3222	NV4422	NV4122	NV4222
\$1,340	\$1,390	\$1,440	\$1,440	\$1,490	\$1,540
\$1,350	\$1,400	\$1,450	\$1,450	\$1,500	\$1,550
\$1,440	\$1,490	\$1,540	\$1,540	\$1,590	\$1,640
\$1,530	\$1,580	\$1,630	\$1,630	\$1,680	\$1,730
\$1,620	\$1,670	\$1,720	\$1,720	\$1,770	\$1,820
\$1,750	\$1,800	\$1,850	\$1,850	\$1,900	\$1,950
\$1,900	\$1,950	\$2,000	\$2,000	\$2,050	\$2,100
\$2,175	\$2,225	\$2,275	\$2,275	\$2,325	\$2,375

- Grade C
- Grade 1
- Grade 2
- Grade 3
- Grade 4
- Grade 5 – (Ultraleather™)
- Grade 6 – (Madras Leather™)
- Grade 7 – (Eco-friendly Leather)

41.5 x 26 x 26	41.5 x 26 x 26	41.5 x 26 x 26	42 x 26 x 26	42 x 26 x 26	42 x 26 x 26
42.5 x 29 x 29	42.5 x 29 x 29	42.5 x 29 x 29	42.5 x 29 x 29	42.5 x 29 x 29	42.5 x 29 x 29
45.5 lbs	45.5 lbs	45.5 lbs	46.5 lbs	46.5 lbs	46.5 lbs
55.5 lbs	55.5 lbs	55.5 lbs	56.5 lbs	56.5 lbs	56.5 lbs
19.5	20.5	20.5	19.5	20.5	20.5
18 – 20.75	19.5 – 22	19.5 – 22	18 – 20.75	19.5 – 22	19.5 – 22
18.5 – 21.5	15.5 – 18.5	19 – 22	18.5 – 21	18 – 20.5	18 – 20.5
F5° – R10°	F5° – R10°	F5° – R10°	F6° – 12°	F8° – R14°	F8° – 14°
19	19	19	19	19	19
23.5 – 27.5	23.5 – 27.5	23.5 – 27.5	24 – 28	23.5 – 27.5	23.5 – 27.5
100° – 115°	100° – 115°	100° – 115°	98° – 114°	100° – 115°	100° – 115°
4	4	4	4	4	4
26	26	26	26	26	26
2 yd	2 yd	2 yd	2.5 yd	2.5 yd	2.5 yd

- Chair (H x W x D)
- Box (H x W x D)
- Chair Weight
- Shipping Weight
- Seat Width
- Seat Height
- Seat Depth
- Seat Angle
- Back Width
- Back Height
- Back Angle
- Lumbar Range
- Base Diameter
- COM Yardage

Not available in Cloud 9™ or Revive™

Features **Standard Features** **Add option code after model NV4122 - _ - _ - _**

- Up to 13 active adjustments
- High back with built-in lumbar
- Contoured seat with split waterfall
- Passive weight dispersion design
- Removable inner pad in upper back
Only available on (4) back

- C0** Carpet Casters
- B16** 26" High Crown Black Base
- L0** 3" Cylinder
- 2** Lateral Sliding Arms
- S** Seat Slider

- General**
- D2** Adjustable Lumbar Support \$100
Not available on (3) back
- Finishes**
- J** Upholstered Arm Pad \$65
Only available on the (2) arm
 - NS** No Seat Split (\$30)

- Casters/Glides**
- C0** Carpet Casters \$0
 - C1** Hard Floor Casters \$25
 - C8** Chrome Carpet Casters \$90
 - C9** Chrome Hard Floor Casters \$100

- Bases**
- B0** 26" Black \$0
 - B6** 26" Polished Aluminum \$140
 - B15** 26" High Crown Polished Aluminum \$55
 - B16** 26" High Crown Black \$0
 - B18** 26" Polished Aluminum w/Black Inlay \$75
 - B19** 26" Polished Aluminum w/Out Inlays \$75

- Cylinders**
- L2** 4" Cylinder \$0
 - L3** 5" Cylinder \$0



Active sitting
 Movement
 Health
 Relaxation
 Well-being



Active sitting with feedback

Much of modern life takes place in a seated position – although the human body is designed for movement. The ONGO® seat strikes a balance between these apparently conflicting needs. Naturally, you can sit on it. But you can also move on it: the curved base responds to any shift in weight, activating the body’s musculature system. The ball track built into the foot of the ONGO® seat gives acoustic feedback on every movement.

When you hear the ball humming along the track, you know you’re moving in the right direction. The ball track’s feedback function makes the ergonomically designed stool an innovative piece of fitness equipment. Plus, exercises designed specifically for the ONGO® seat let you focus on practicing active sitting.



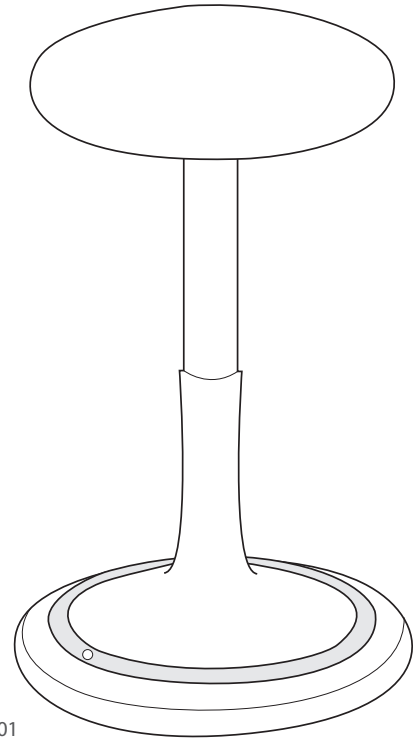


ONGO101

\$800

Black Knit

21.7 x 14.5 x 14.5	Chair (H x W x D)
13 lbs	Chair Weight
23 lbs	Shipping Weight
14.5	Seat Diameter
21.7 - 30.3	Seat Height



ONGO101

Multi-purpose

Features

- Height adjustable with a high-quality gas spring
- Easy to handle & lightweight

Quick Ship Version

ONGO101

Body	Black
Upholstery	Black

Options

Body

Black - Standard	\$0
White	\$50

Skins QS

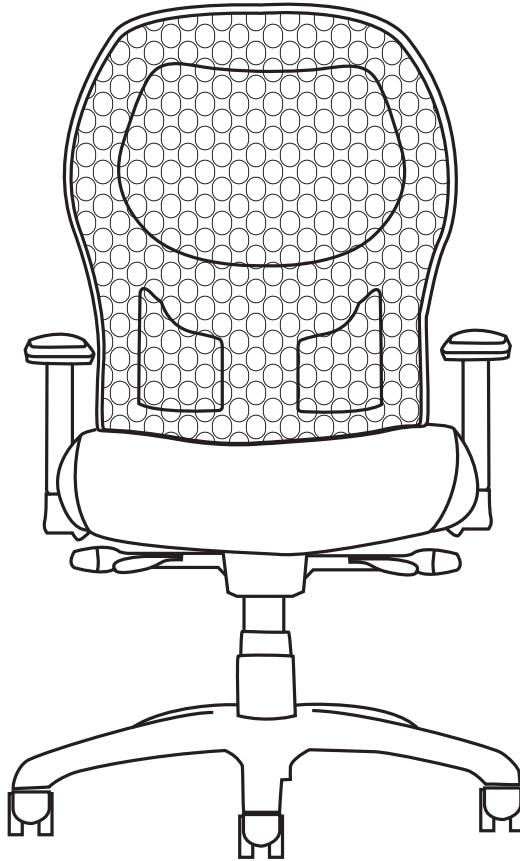
Black - Standard	\$0
Light Green	\$50
Light Blue	\$50
Violet	\$50
Red	\$50

12-week lead time on all non-standard configurations.
To confirm lead-time contact cs@np-us.com

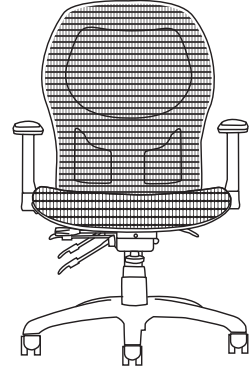


Right Chair®

Multi-purpose





RCT4632



RCT5336

How to Specify

Series Code	Back	Select a Seat	Select an Arm <small>pg 20</small>	Select a Mech <small>pg 21</small>
RCT Right Chair®	4 High Back <i>(23.5h x 19.25d)</i>	6 Medium Seat <i>(19.5w x 18d)</i> 7 Large Seat <i>(22w x 18d)</i>	2 Lateral Sliding \$140 3 3" Adjustable \$75 5 No Arms \$0 9 5-way Adjustable \$150	2 Forward Pivot Synchro  6 Multi-tilt 
RCT	4	6	3	2

Forward Pivot Synchro

Multi-tilt



RCT4652 **RCT4752** **RCT4656** **RCT4756**

\$815	\$865	\$890	\$940
\$825	\$875	\$900	\$950
\$875	\$925	\$950	\$1,000
\$925	\$975	\$1,000	\$1,050
\$975	\$1,025	\$1,050	\$1,100
\$1,260	\$1,310	\$1,335	\$1,385
\$1,360	\$1,410	\$1,435	\$1,485

- Grade C
- Grade 1
- Grade 2
- Grade 3
- Grade 4
- Grade 5
- Grade 6



Mesh/Mesh Forward Pivot Synchro

Mesh/Mesh Multi-tilt



RCT5352 **RCT5356**

\$900	\$975
-------	-------

Mesh



Multi-purpose

41.5 x 26 x 26	41.5 x 26 x 26	40 x 26 x 26	40 x 26 x 26	Chair (H x W x D)
24 x 28 x 26	24 x 28 x 26	28 x 26 x 24	28 x 26 x 24	Box (H x W x D)
37 lbs	37 lbs	48 lbs	48.5 lbs	Chair Weight
47 lbs	47 lbs	58 lbs	58.5 lbs	Shipping Weight
19.5	22	19.5	22	Seat Width
17.5 - 22.5	17.5 - 22.5	18.25 - 23.25	18.25 - 23.25	Seat Height
16.5 - 19.5	16.5 - 19.5	16 - 18	19 - 21	Seat Depth (optional)
F5° - R14°	F5° - R14°	F6° - R11°	F8° - R18°	Seat Angle
19	19	19	19	Back Width
24	24	24	24	Back Height
102° - 120°	102° - 120°	100° - 115°	100° - 115°	Back Angle
3	3	3	3	Lumbar Range
26	26	26	26	Base Diameter
1 yd	1 yd	1 yd	1 yd	COM Yardage

41.5 x 26 x 26	40 x 26 x 26	Chair (H x W x D)
24 x 28 x 26	28 x 26 x 24	Box (H x W x D)
41 lbs	41.5 lbs	Chair Weight
51 lbs	51.5 lbs	Shipping Weight
20	20	Seat Width
15.25 - 20	16 - 21	Seat Height
16.5 - 19.5	16.5 - 19	Seat Depth (optional)
F1° - R5°	F6° - R11°	Seat Angle
19	19	Back Width
24	24	Back Height
100° - 120°	95° - 112°	Back Angle
3	3	Lumbar Range
26	26	Base Diameter
NA	NA	COM Yardage

Features

- Up to 13 active adjustments
- High back & contoured seat design
- Mesh seat or upholstered seat
- Passive weight dispersion design
- Generous foam for optimal comfort

Standard Features

- C0** Carpet Casters
- L3** 5" Cylinder

Option Codes for RCT4632 - _ - _ - _

General

- F** Fring® Footrest \$50
Only available on (B0)
- N** N-dulgent® Memory Foam \$75
Seat only
- N2** TheraGel™ Memory Foam \$150
Seat only
- S** Seat Slider \$75
- Z1** Connexion™ Arm \$750

Casters/Glides

- C0** Carpet Casters \$0
- C1** Hard Floor Casters \$25
- C2** Glides \$25

Cylinders

- L1** 3" Cylinder \$0
- L2** 4" Cylinder \$0
- L3** 5" Cylinder \$0

Bases

- B0** 26" Black \$0
- B6** 26" Polished Aluminum \$140

Headrests

- HE** Height Adjustable \$60
Black Vinyl
- H5** Dual Pivot \$280
Black Faux Leather

pg 4

Skins not available on Quick Ship

- S1** Grade C or 1 \$95
- S2** Grade 2 \$135
- S5** Ultraleather™ \$250









5 day Quick Ship



Popular Model

Right Chair® Stool

Multi-purpose

	Basic		Standard		Deluxe-tilt	
						
	RCT4651	RCT4751	RCT4658	RCT4758	RCT4659	RCT4759
Grade C	\$830	\$880	\$850	\$900	\$870	\$920
Grade 1	\$840	\$890	\$860	\$910	\$880	\$930
Grade 2	\$890	\$940	\$910	\$960	\$930	\$980
Grade 3	\$940	\$990	\$960	\$1,010	\$980	\$1,030
Grade 4	\$990	\$1,040	\$1,010	\$1,060	\$1,030	\$1,080
Grade 5	\$1,275	\$1,325	\$1,295	\$1,345	\$1,315	\$1,365
Grade 6	\$1,375	\$1,425	\$1,395	\$1,445	\$1,415	\$1,465

Chair (H x W x D)	44.5 x 26 x 26	44.5 x 26 x 26	45 x 26 x 26	45 x 26 x 26	45 x 26 x 26	45 x 26 x 26
Box (H x W x D)	24 x 28 x 26	24 x 28 x 26	24 x 28 x 26	24 x 28 x 26	24 x 28 x 26	24 x 28 x 26
Chair Weight	34.5 lbs	34.5 lbs	45.5 lbs	45.5 lbs	46 lbs	46 lbs
Shipping Weight	44.5 lbs	44.5 lbs	55.5 lbs	55.5 lbs	56 lbs	56 lbs
Seat Width	19.5	22	19.5	22	19.5	22
Seat Height	21 – 28.75	21.25 – 28.75	22.5 – 30	22.5 – 30	22.5 – 30	22.5 – 30
Seat Depth (optional)	17 – 18	17 – 18	15.5 – 17.5	15.5 – 17.5	15.5 – 17.5	15.5 – 17.5
Seat Angle	R4°	R4°	R3°	R3°	R4°	R4°
Back Width	19	19	19	19	19	19
Back Height	23	23	23	23	23	23
Back Angle	102°	102°	95° – 99°	95° – 99°	95° – 99°	95° – 99°
Lumbar Range	3	3	3	3	3	3
Base Diameter	26	26	26	26	26	26
COM Yardage	1 yd	1 yd	1 yd	1 yd	1 yd	1 yd

How to Specify

Series Code	Back	Select a Seat	Select an Arm <small>pg 20</small>	Select a Mech <small>pg 21</small>
RCT Right Chair® Stool	4 High Back <i>(23.5h x 19.25d)</i>	6 Medium Seat <i>(19.5w x 18d)</i> 7 Large Seat <i>(22w x 18d)</i>	2 Lateral Sliding \$140 3 3° Adjustable \$75 5 No Arms \$0 9 5-way Adjustable \$150	1 Basic 8 Standard w/seat slider 9 Deluxe-tilt w/seat slider
RCT	4	6	3	8

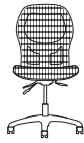
Right Chair® Stool

Mesh/Mesh



RCT5351

\$990



RCT5358

\$1,010

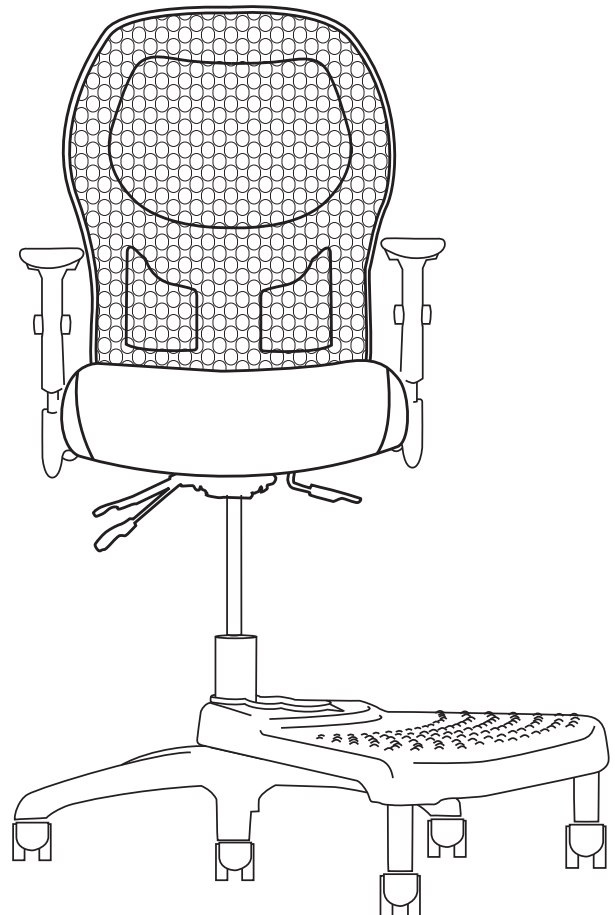


RCT5359

\$1,030

Mesh

44.5 x 26 x 26	45 x 26 x 26	45 x 26 x 26	Chair (H x W x D)
24 x 28 x 26	24 x 28 x 26	24 x 28 x 26	Box (H x W x D)
34.5 lbs	45.5 lbs	46 lbs	Chair Weight
44.5 lbs	55.5 lbs	56 lbs	Shipping Weight
20.25	20.25	20.25	Seat Width
20.75 - 28.25	21.5 - 29	21.5 - 29	Seat Height
17.75 - 18.75	16 - 18	15.5 - 17.5	Seat Depth (optional)
R4°	R3°	R4°	Seat Angle
19	19	19	Back Width
23	23	23	Back Height
102°	95° - 99°	95° - 99°	Back Angle
3	3	3	Lumbar Range
26	26	26	Base Diameter
NA	NA	NA	COM Yardage



RCT4638-R8

Multi-purpose

Features

- High back & contoured seat design
- Mesh seat or upholstered seat
- Passive weight dispersion design
- Generous foam for optimal comfort

Standard Features

- C0** Carpet Casters
- L4** 8" Cylinder

Add option code after model RCT4638 - _ _ _

General

- F** Fring® Footrest \$50
Only available on (B0)
- N** N-dulgent® Memory Foam \$75
Seat only
- N2** TheraGel™ Memory Foam \$150
Seat only
- Z1** Connexion™ Arm \$750

Skins not available on Quick Ship

- S1** Grade C or 1 \$95
- S2** Grade 2 \$135
- S5** Ultraleather™ \$250

Casters/Glides

- C0** Carpet Casters \$0
- C1** Hard Floor Casters \$25
- C2** Glides \$25

Bases

- B0** 26" Black \$0
- B6** 26" Polished Aluminum \$140

Chair Cylinders

- L1** 3" Cylinder \$0
- L2** 4" Cylinder \$0
- L3** 5" Cylinder \$0

Stool Cylinders

- L4** 8" Cylinder \$0
- L5** 10" Cylinder \$0
- L7** 7" Cylinder \$0

Headrests

- HE** Height Adjustable \$60
Black Vinyl
- H5** Dual Pivot \$280
Black Faux Leather

Footrings for stool cylinders only

- R1** 18" Black Plastic \$60
- R2** 20" Chrome \$80

NeXtep® for stool cylinders only

- R8** 8" w/Casters \$185
- R10** 10" w/Casters \$185
- R18** 8"/10" w/Casters \$295
- RW8** Wide 8" w/Casters \$295
- RW10** Wide 10" w/Casters \$295

Also available w/Glides

For additional stool options see page 65



5 day Quick Ship



Popular Model

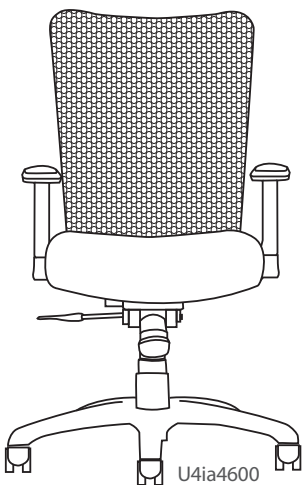
Multi-purpose



	U4ia3650	U4ia3750	U4ia4650	U4ia4750	U4ia5650	U4ia5750	U4ia6650	U4ia6750
Grade C	\$645	\$695	\$665	\$715	\$745	\$795	\$765	\$815
Grade 1	\$655	\$705	\$675	\$725	\$755	\$805	\$775	\$825
Grade 2	\$705	\$755	\$725	\$775	\$805	\$855	\$825	\$875
Grade 3	\$755	\$805	\$775	\$825	\$855	\$905	\$875	\$925
Grade 4	\$805	\$855	\$825	\$875	\$905	\$955	\$925	\$975
Grade 5	\$1,090	\$1,140	\$1,110	\$1,160	\$1,190	\$1,240	\$1,210	\$1,260
Grade 6	\$1,190	\$1,240	\$1,210	\$1,260	\$1,290	\$1,340	\$1,310	\$1,360

Chair (H x W x D)	32 x 26 x 26	32 x 26 x 26	38.5 x 26 x 26	38.5 x 26 x 26	33 x 26 x 26	33 x 26 x 26	39.5 x 26 x 26	39.5 x 26 x 26
Box (H x W x D)	18.75 x 35.5 x 26	18.75 x 35.5 x 26	18.75 x 35.5 x 26	18.75 x 35.5 x 26	18.75 x 35.5 x 26	18.75 x 35.5 x 26	18.75 x 35.5 x 26	18.75 x 35.5 x 26
Chair Weight	34 lbs	36 lbs	34.5 lbs	36.5 lbs	34 lbs	36 lbs	34.5 lbs	36.5 lbs
Shipping Weight	44 lbs	46 lbs	44.5 lbs	46.5 lbs	44 lbs	46 lbs	44.5 lbs	46.5 lbs
Seat Width	19.5	22	19.5	22	19.5	22	19.5	22
Seat Height	17.5 - 20.25	18 - 20.75	17.5 - 20.25	18 - 20.75	17.5 - 20.25	18 - 20.75	17.5 - 20.25	18 - 20.75
Seat Depth (optional)	17.5	17.5	17.5	17.5	17	17	17	17
Seat Angle	F5° - R10°	F6° - R11°	F5° - R10°	F6° - R11°	F5° - R10°	F5° - R11°	F5° - R10°	F6° - R11°
Back Width	18.5	18.5	19	19	19	19	19.5	19.5
Back Height	17 - 20	17 - 20	21 - 24	21 - 24	17.5 - 20.5	17.5 - 20.5	21.5 - 24.5	21.5 - 24.5
Back Angle	100° - 115°	100° - 115°	100° - 115°	100° - 115°	100° - 115°	100° - 115°	100° - 115°	100° - 115°
Lumbar Range	3	3	3	3	3	3	3	3
Base Diameter	26	26	26	26	26	26	26	26
COM Yardage	1 yd	1 yd	1 yd	1 yd	2 yd	2 yd	2 yd	2 yd

How to Specify



Series Code	Select a Back	Select a Seat	Select an Arm <small>pg 20</small>	Select a Mech <small>pg 21</small>
U4ia U4ia®	<ul style="list-style-type: none"> 3 Low Mesh Back (22h x 18w) 4 Mid Mesh Back (25h x 19w) 5 Low Uph. Back (22.5h x 18.5w) 6 Mid Uph. Back (25.5h x 19.25w) 	<ul style="list-style-type: none"> 6 Medium Seat (19.5w x 18d) 7 Large Seat (22w x 19d) 	<ul style="list-style-type: none"> 0 4" Adjustable \$125 1 4" Adjustable w/Pivot \$150 2 Lateral Sliding \$140 3 3" Adjustable \$75 4 Swing \$295 5 No Arms \$0 6 C Loop \$75 7 Chrome Loop \$75 9 5-way Adjustable \$150 	<ul style="list-style-type: none"> 0 Knee-tilt 2 Forward Pivot Synchro
U4ia	4	6	0	0



U4ia3652	U4ia3752	U4ia4652	U4ia4752	U4ia5652	U4ia5752	U4ia6652	U4ia6752
\$745	\$795	\$765	\$815	\$845	\$895	\$865	\$915
\$755	\$805	\$775	\$825	\$855	\$905	\$875	\$925
\$805	\$855	\$825	\$875	\$905	\$955	\$925	\$975
\$855	\$905	\$875	\$925	\$955	\$1,005	\$975	\$1,025
\$905	\$955	\$925	\$975	\$1,005	\$1,055	\$1,025	\$1,075
\$1,190	\$1,240	\$1,210	\$1,260	\$1,290	\$1,340	\$1,310	\$1,360
\$1,290	\$1,340	\$1,310	\$1,360	\$1,390	\$1,440	\$1,410	\$1,460

- Grade C
- Grade 1
- Grade 2
- Grade 3
- Grade 4
- Grade 5
- Grade 6



32 x 26 x 26	32 x 26 x 26	38 x 26 x 26	38 x 26 x 26	33 x 26 x 26	33 x 26 x 26	39 x 26 x 26	39 x 26 x 26	Chair (H x W x D)
18.75 x 35.5 x 26	18.75 x 35.5 x 26	18.75 x 35.5 x 26	18.75 x 35.5 x 26	18.75 x 35.5 x 26	18.75 x 35.5 x 26	18.75 x 35.5 x 26	18.75 x 35.5 x 26	Box (H x W x D)
35.5 lbs	35.5 lbs	36 lbs	36 lbs	36.5 lbs	36.5 lbs	37 lbs	37 lbs	Chair Weight
45.5 lbs	45.5 lbs	46 lbs	46 lbs	46.5 lbs	46.5 lbs	47 lbs	47 lbs	Shipping Weight
19.5	22	19.5	22	19.5	22	19.5	22	Seat Width
17.5 - 22	17.5 - 22	17.5 - 22	17.5 - 22	17.5 - 22	17.5 - 22	17.5 - 22	17.5 - 22	Seat Height
16.5 - 19	16.5 - 19	16.5 - 19	16.5 - 19	16.5 - 19	16.5 - 19	16.5 - 19	16.5 - 19	Seat Depth (optional)
F5° - R15°	F5° - R15°	F5° - R15°	F5° - R15°	F5° - R15°	F5° - R15°	F5° - R15°	F5° - R15°	Seat Angle
18.5	18.5	19	19	19	19	19.5	19.5	Back Width
17 - 19.5	17 - 19.5	20.5 - 23	20.5 - 23	16.5 - 19	16.5 - 19	20 - 22.5	20 - 22.5	Back Height
102° - 120°	102° - 120°	100° - 128°	100° - 128°	102° - 120°	102° - 120°	100° - 115°	100° - 115°	Back Angle
3	3	3	3	3	3	3	3	Lumbar Range
26	26	26	26	26	26	26	26	Base Diameter
1 yd	1 yd	1 yd	1 yd	2 yd	2 yd	2 yd	2 yd	COM Yardage

Features

- Up to 13 active adjustments
- Mesh or upholstered back options
- Passive weight dispersion design
- Generous foam for optimal comfort

Standard Features

Knee-tilt

- C0** Carpet Casters
- B0** 26" Black Base
- L1** 3" Cylinder
- M0** Black Blurr Mesh

Forward Pivot Synchro

- C0** Carpet Casters
- B0** 26" Black Base
- L3** 5" Cylinder
- M0** Black Blurr Mesh

Add option code after model U4ia4600 - _ - _ -

General

- F** Fring® Footrest \$50
Only available on (B0)
- N** N-dulgent® Memory Foam \$75
Seat only
- N2** TheraGel™ Memory Foam \$150
Seat only
- S** Seat Slider \$75
Only available on (2) mech
- Z1** Connexion™ Arm \$750
Not available w/ (6) & (7) arm

Finishes

- NR** Non-removable upholstered back \$0
Only available on (5) & (6) back

Mesh Color

- M0** Black Blurr \$0
- M1** London (Navy) \$25
- M2** Cognac (Red) \$25
- M3** Mocha (Brown) \$25
- M4** Ivory \$25
- M5** Silver \$25

Skins not available on Quick Ship

- S1** Grade C or 1 \$100
- S2** Grade 2 \$250
- S5** Ultraleather™ \$250
- SU** Stitched Ultraleather™ \$275

Casters/Glides

- C0** Carpet Casters \$0
- C1** Hard Floor Casters \$25
- G2** Glides \$25

Bases

- B0** 26" Black \$0
- B6** 26" Polished Aluminum \$140

Cylinders

- L1** 3" Cylinder \$0
- L2** 4" Cylinder \$0
- L3** 5" Cylinder \$0



5 day Quick Ship



Popular Model

Basic

	U4ia3651	U4ia3751	U4ia4651	U4ia4751	U4ia5651	U4ia5751	U4ia6651	U4ia6751
Grade C	\$760	\$810	\$780	\$830	\$860	\$910	\$880	\$930
Grade 1	\$770	\$820	\$790	\$840	\$870	\$920	\$890	\$940
Grade 2	\$820	\$870	\$840	\$890	\$920	\$970	\$940	\$990
Grade 3	\$870	\$920	\$890	\$940	\$970	\$1,020	\$990	\$1,040
Grade 4	\$920	\$970	\$940	\$990	\$1,020	\$1,070	\$1,040	\$1,090
Grade 5	\$1,205	\$1,255	\$1,225	\$1,275	\$1,305	\$1,355	\$1,325	\$1,375
Grade 6	\$1,305	\$1,355	\$1,325	\$1,375	\$1,405	\$1,455	\$1,425	\$1,475

Chair (H x W x D)	39 x 26 x 26	39 x 26 x 26	42.5 x 26 x 26	42.5 x 26 x 26	39.5 x 26 x 26	39.5 x 26 x 26	43 x 26 x 26	43 x 26 x 26
Box (H x W x D)	18.75 x 35.5 x 26	18.75 x 35.5 x 26	18.75 x 35.5 x 26	18.75 x 35.5 x 26	18.75 x 35.5 x 26	18.75 x 35.5 x 26	18.75 x 35.5 x 26	18.75 x 35.5 x 26
Chair Weight	31 lbs	31 lbs	32 lbs	32 lbs	31.5 lbs	31.5 lbs	32.5 lbs	31.5 lbs
Shipping Weight	41 lbs	41 lbs	42 lbs	42 lbs	41.5 lbs	41.5 lbs	42.5 lbs	41.5 lbs
Seat Width	19.5"	22"	19.5"	22"	19.5"	22"	19.5"	22"
Seat Height	21.5 - 29"	21.5 - 29"	21.5 - 29"	21.5 - 29"	21.5 - 29"	21.5 - 29"	21.5 - 29"	21.5 - 29"
Seat Depth (optional)	17 - 18"	17 - 18"	17 - 18"	17 - 18"	17.5 - 18.5"	17.5 - 18.5"	17.5 - 18.5"	17.5 - 18.5"
Seat Angle	R4°	R4°	R4°	R4°	R4°	R4°	R4°	R4°
Back Width	18.5"	18.5"	19"	19"	19"	19"	19.5"	19.5"
Back Height	18.5"	18.5"	22"	22"	19"	19"	22.5"	22.5"
Back Angle	101°	101°	97°	97°	97°	97°	97°	97°
Lumbar Range	NA	NA	NA	NA	NA	NA	NA	NA
Base Diameter	26"	26"	26"	26"	26"	26"	26"	26"
COM Yardage	1 yd	1 yd	1 yd	1 yd	2 yd	2 yd	2 yd	2 yd

Standard

	U4ia3658	U4ia3758	U4ia4658	U4ia4758	U4ia5658	U4ia5758	U4ia6658	U4ia6758
Grade C	\$780	\$830	\$800	\$850	\$880	\$930	\$900	\$950
Grade 1	\$790	\$840	\$810	\$860	\$890	\$940	\$910	\$960
Grade 2	\$840	\$890	\$860	\$910	\$940	\$990	\$960	\$1,010
Grade 3	\$890	\$940	\$910	\$960	\$990	\$1,040	\$1,010	\$1,060
Grade 4	\$940	\$990	\$960	\$1,010	\$1,040	\$1,090	\$1,060	\$1,110
Grade 5	\$1,225	\$1,275	\$1,245	\$1,295	\$1,325	\$1,375	\$1,345	\$1,395
Grade 6	\$1,325	\$1,375	\$1,345	\$1,395	\$1,425	\$1,475	\$1,445	\$1,495

Chair (H x W x D)	41 x 26 x 26	41 x 26 x 26	44.5 x 26 x 26	44.5 x 26 x 26	41.5 x 26 x 26	41.5 x 26 x 26	45 x 26 x 26	45 x 26 x 26
Box (H x W x D)	18.75 x 35.5 x 26	18.75 x 35.5 x 26	18.75 x 35.5 x 26	18.75 x 35.5 x 26	18.75 x 35.5 x 26	18.75 x 35.5 x 26	18.75 x 35.5 x 26	18.75 x 35.5 x 26
Chair Weight	39 lbs	39 lbs	40 lbs	40 lbs	39.5 lbs	39.5 lbs	40.5 lbs	40.5 lbs
Shipping Weight	49 lbs	49 lbs	50 lbs	50 lbs	49.5 lbs	49.5 lbs	50.5 lbs	50.5 lbs
Seat Width	19.5"	22"	19.5"	22"	19.5"	22"	19.5"	22"
Seat Height	22.5 - 29.5"	22.5 - 29.5"	22.5 - 29.5"	22.5 - 29.5"	22.5 - 29.5"	22.5 - 29.5"	22.5 - 29.5"	22.5 - 29.5"
Seat Depth (optional)	16.5 - 19"	16.5 - 19"	16.5 - 19"	16.5 - 19"	17 - 19.5"	17 - 19.5"	17 - 19.5"	17 - 19.5"
Seat Angle	R3°	R3°	R3°	R3°	R3°	R3°	R3°	R3°
Back Width	18.5"	18.5"	19"	19"	19"	19"	19.5"	19.5"
Back Height	18.5"	18.5"	22"	22"	19"	19"	22.5"	22.5"
Back Angle	95° - 102°	95° - 102°	95° - 102°	95° - 102°	95° - 102°	95° - 102°	95° - 102°	95° - 102°
Lumbar Range	NA	NA	NA	NA	NA	NA	NA	NA
Base Diameter	26"	26"	26"	26"	26"	26"	26"	26"
COM Yardage	1 yd	1 yd	1 yd	1 yd	2 yd	2 yd	2 yd	2 yd

Deluxe-tilt

U4ia3659	U4ia3759	U4ia4659	U4ia4759	U4ia5659	U4ia5759	U4ia6659	U4ia6759
\$800	\$850	\$820	\$870	\$900	\$950	\$920	\$970
\$810	\$860	\$830	\$880	\$910	\$960	\$930	\$980
\$860	\$910	\$880	\$930	\$960	\$1,010	\$980	\$1,030
\$910	\$960	\$930	\$980	\$1,010	\$1,060	\$1,030	\$1,080
\$960	\$1,010	\$980	\$1,030	\$1,060	\$1,110	\$1,080	\$1,130
\$1,245	\$1,295	\$1,265	\$1,315	\$1,345	\$1,395	\$1,365	\$1,415
\$1,345	\$1,395	\$1,365	\$1,415	\$1,445	\$1,495	\$1,465	\$1,515

Grade C

Grade 1

Grade 2

Grade 3

Grade 4

Grade 5

Grade 6

41 x 26 x 26	41 x 26 x 26	44.5 x 26 x 26	44.5 x 26 x 26	41.5 x 26 x 26	41.5 x 26 x 26	45 x 26 x 26	45 x 26 x 26	Chair (H x W x D)
18.75 x 35.5 x 26	18.75 x 35.5 x 26	18.75 x 35.5 x 26	18.75 x 35.5 x 26	18.75 x 35.5 x 26	18.75 x 35.5 x 26	18.75 x 35.5 x 26	18.75 x 35.5 x 26	Box (H x W x D)
39 lbs	39 lbs	40 lbs	40 lbs	39.5 lbs	39.5 lbs	40.5 lbs	40.5 lbs	Chair Weight
49 lbs	49 lbs	50 lbs	50 lbs	49.5 lbs	49.5 lbs	50.5 lbs	50.5 lbs	Shipping Weight
19.5	22	19.5	22	19.5	22	19.5	22	Seat Width
22.5 - 29.5	22.5 - 29.5	22.5 - 29.5	22.5 - 29.5	22.5 - 29.5	22.5 - 29.5	22.5 - 29.5	22.5 - 29.5	Seat Height
16.5 - 19	16.5 - 19	16.5 - 19	16.5 - 19	17 - 19.5	17 - 19.5	17 - 19.5	17 - 19.5	Seat Depth (optional)
R4°	R4°	R4°	R4°	R4°	R4°	R4°	R4°	Seat Angle
18.5	18.5	19	19	19	19	19.5	19.5	Back Width
18.5	18.5	22	22	19	19	22.5	22.5	Back Height
95° - 102°	95° - 102°	95° - 102°	95° - 102°	95° - 102°	95° - 102°	95° - 102°	95° - 102°	Back Angle
NA	NA	NA	NA	NA	NA	NA	NA	Lumbar Range
26	26	26	26	26	26	26	26	Base Diameter
1 yd	1 yd	1 yd	1 yd	2 yd	2 yd	2 yd	2 yd	COM Yardage

Multi-purpose

How to Specify

Series Code

U4ia U4ia® Stool

U4ia

Select a Back

- 3** Low Mesh Back (22h x 18w)
- 4** Mid Mesh Back (25h x 19w)
- 5** Low Uph. Back (22.5h x 18.5w)
- 6** Mid Uph. Back (25.5h x 19.25w)

4

Select a Seat

- 6** Medium Seat (19.5w x 18d)
- 7** Large Seat (22w x 19d)

6

Select an Arm pg 20

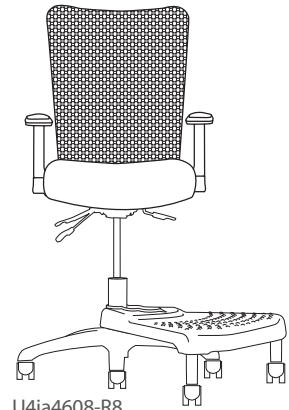
- 0** 4" Adjustable \$125
- 1** 4" Adjustable w/Pivot \$150
- 2** Lateral Sliding \$140
- 3** 3" Adjustable \$75
- 4** Swing \$295
- 5** No Arms \$0
- 6** C Loop \$75
- 7** Chrome Loop \$75
- 9** 5-way Adjustable \$150

0

Select a Mech pg 21

- 1** Basic
- 8** Standard w/seat slider
- 9** Deluxe-tilt w/seat slider

8



U4ia4608-R8

Features

- Mesh or upholstered back options
- Passive weight dispersion design
- Generous foam for optimal comfort
- Back height not available

Standard Features

- C0** Carpet Casters
- B0** 26" Black Base
- L4** 8" Cylinder
- M0** Black Blurr Mesh

Add option code after model U4ia4608 - _ - _ - _

General

- F** Fring® Footrest \$50
Only available on (B0)
- N** N-dulgent® Memory Foam \$75
Seat only
- N2** TheraGel™ Memory Foam \$150
Seat only
- Z1** Connexion™ Arm \$750
Not available w/ (6) & (7) arm

Finishes

- NR** Non-removable upholstered back \$0
Only available on (5) or (6) back

Mesh Color

- M0** Black Blurr \$0
- M1** London (Navy) \$25
- M2** Cognac (Red) \$25
- M3** Mocha (Brown) \$25
- M4** Ivory \$25
- M5** Silver \$25

Skins not available on Quick Ship

- S1** Grade C or 1 \$100
- S2** Grade 2 \$250
- S5** Ultraleather™ \$250
- SU** Stitched Ultraleather™ \$275

Casters/Glides

- C0** Carpet Casters \$0
- C1** Hard Floor Casters \$25
- C2** Glides \$25

Bases

- B0** 26" Black \$0
- B6** 26" Polished Aluminum \$140

Chair Cylinders

- L1** 3" Cylinder \$0
- L2** 4" Cylinder \$0
- L3** 5" Cylinder \$0

Stool Cylinders

- L4** 8" Cylinder \$0
- L5** 10" Cylinder \$0
- L7** 7" Cylinder \$0

Footrings for stool cylinders only

- R1** 18" Black Plastic \$60
- R2** 20" Chrome \$80


NeXtep® for stool cylinders only

- R8** 8" w/Casters \$185
- R10** 10" w/Casters \$185
- R18** 8"/10" w/Casters \$295
- RW8** Wide 8" w/Casters \$295
- RW10** Wide 10" w/Casters \$295

Also available w/Glides

For additional stool options see page 65





DCE211

Add option code after model DCE211-__-__-__

General

C6 Optional Casters <i>Set of 4</i>	\$30	CBL000 Transport Dolly	\$400
CBL005 Ganging Device <i>2 per set</i>	\$30		




DCE215 DCE211

OS	Grade C	\$290	\$320
	Grade 1	\$300	\$330
	Grade 2	\$350	\$380
	Grade 3	\$400	\$430
	Grade 4	\$450	\$480
	Grade 5	\$735	\$765
	Grade 6	\$835	\$865

Chair (H x W x D)	33 x 19 x 21.5	33 x 23.5 x 21.5
Box (H x W x D)	24 x 23 x 35	24 x 23 x 35
Chair Weight	19 lbs	20 lbs
Shipping Weight	29 lbs	30 lbs
Seat Width	18	18
Seat Height	18.5	18.5
Seat Depth	18	18
Back Width	19	19
Back Height	15.5	15.5
Arm Width	NA	21
COM Yardage	2yd	2yd

N·side™




NSID111

Add option code after model NSID111-__-__-__

General

C6 Optional Casters <i>Set of 4</i>	\$30	CBL000 Transport Dolly	\$400
CBL002 Ganging Device <i>2 per set</i>	\$30		




NSID115 NSID111

OS	Grade C	\$400	\$420
	Grade 1	\$410	\$430
	Grade 2	\$460	\$480
	Grade 3	\$510	\$530
	Grade 4	\$560	\$580
	Grade 5	\$845	\$865
	Grade 6	\$945	\$965

Chair (H x W x D)	32 x 20.25 x 24	32 x 22.5 x 24
Box (H x W x D)	35 x 23 x 24	35 x 23 x 24
Chair Weight	19 lbs	20 lbs
Shipping Weight	29 lbs	30 lbs
Seat Width	18.75	18.75
Seat Height	18.5	18.5
Seat Depth	20	20
Back Width	19	19
Back Height	15	15
Arm Width	NA	20.5
COM Yardage	2yd	2yd

Embrace Guest™



EMC020	EMC022
\$595	\$695
\$605	\$705
\$695	\$795
\$785	\$885

EMC020	EMC022
\$785	\$885
\$805	\$905
\$995	\$1,095
\$1,040	\$1,140
\$1,140	\$1,240

Pulled Fabric Standard

Grade C
Grade 1
Grade 2
Grade 3

Pillow Top Standard

Grade 4
Grade 5a – (Black Natural™) QS
Grade 5b – (Ultraleather™ Black)
Grade 5c – (Ultraleather™ Color)
Grade 6 – (Madras Leather™)

38.5 x 25 x 28	38.5 x 25 x 28
30 x 28 x 47	30 x 28 x 47
49 lbs	49 lbs
59 lbs	59 lbs
21	21
20	20
20.5	20.5
6	6
21	21
20	20
NA	NA
NA	8
NA	20.5
20	20
2yd	2yd
4yd	4yd

Chair (H x W x D)
Box (H x W x D)
Chair Weight
Shipping Weight
Seat Width
Seat Height
Seat Depth
Seat Angle
Back Width
Back Height
Back Angle
Arm Height
Arm Width
Base Diameter
COM Yardage – Pulled Fabric
COM Yardage – Pillow Top



EMC022
Pulled Fabric

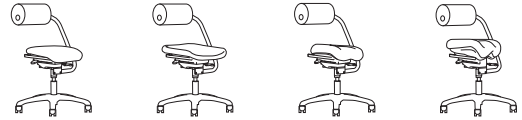
Add option code after model EMC022-__

General

FP Fabric Pillow Top	\$225
<i>Grade C, 1, 2 & 3 only</i>	

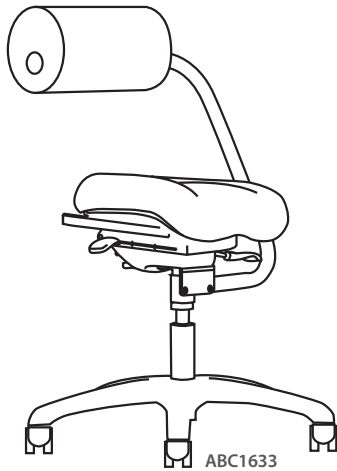
Guest Seating

Urethane AbRest™



	ABC1333	ABC1533	ABC1633	ABC1733
Grade 1	\$1,090	\$1,120	\$1,200	\$1,250
Grade 2	\$1,140	\$1,170	\$1,250	\$1,300

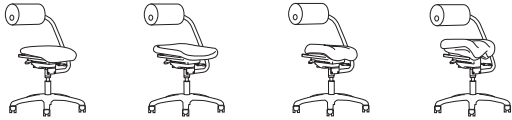
Chair (H x W x D)	37 x 28 x 28	37 x 28 x 28	37 x 28 x 28	37 x 28 x 28
Box (H x W x D)	35 x 25.5 x 17.5	35 x 25.5 x 17.5	35 x 25.5 x 17.5	35 x 25.5 x 17.5
Chair Weight	45 lbs	49 lbs	47 lbs	47 lbs
Shipping Weight	55 lbs	59 lbs	57 lbs	57 lbs
Seat Width	22	19	23	23
Seat Height	21 – 26	20 – 24	22 – 27	22 – 27
Seat Depth	17	16	18	18
Seat Angle	R1° – F16°	R1° – F16°	R1° – F16°	R1° – F16°
Base Diameter	26	26	26	26
COM Yardage	NA	NA	NA	NA



How to Specify

Series Code	Select a Back	Select a Seat	Arm	Mech
ABC AbChair®	<ul style="list-style-type: none"> 1 Urethane AbRest™ 2 Upholstered AbRest™ 	<ul style="list-style-type: none"> 3 Medium Seat <i>(22w x 17d)</i> 5 Urethane Seat <i>(19w x 16d)</i> 6 Medium Seat, Moderate Contour <i>(23w x 18d)</i> 7 Medium Seat, Deep Contour <i>(23w x 18d)</i> 	<ul style="list-style-type: none"> 3 Black Arm 	<ul style="list-style-type: none"> 3 Tilt w/Seat Slider
ABC	1	3	3	3

Upholstered AbRest™



ABC2333	ABC2533	ABC2633	ABC2733
\$1,090	\$1,120	\$1,200	\$1,250
\$1,140	\$1,170	\$1,250	\$1,300

Grade 1
Grade 2

37 x 28 x 28	37 x 28 x 28	37 x 28 x 28	37 x 28 x 28	Chair (H x W x D)
35 x 25.5 x 17.5	35 x 25.5 x 17.5	35 x 25.5 x 17.5	35 x 25.5 x 17.5	Box (H x W x D)
45 lbs	49 lbs	47 lbs	47 lbs	Chair Weight
55 lbs	59 lbs	57 lbs	57 lbs	Shipping Weight
22	19	23	23	Seat Width
21 - 26	20 - 24	22 - 27	22 - 27	Seat Height
17	16	18	18	Seat Depth
R1° - F16°	R1° - F16°	R1° - F16°	R1° - F16°	Seat Angle
26	26	26	26	Base Diameter
1 yd	1 yd	1 yd	1 yd	COM Yardage

Features

- Adjustable seat height, depth, angle & tension
- Adjustable AbRest™ height
- 4-Way pillow rotation
- AbRest™ swivel/pivot

Standard Features

- C1** Hard Floor Casters
- B0** 26" Black Base
- L3** 5" Cylinder

Add option code after model ABC1333 - _ _ _ _

General

- CR** Cleanroom to Class 100
Only available on urethane AbRest™ \$120
- E** ESD \$290
For availability contact cs@np-us.com

Casters/Glides

- C1** Hard Floor Casters \$0
- C2** Glides \$0
- C3** Hard Floor Brake/In \$185
- C4** Hard Floor Brake/Out \$60

Bases

- B0** 26" Black \$0
- B9** 28" Chrome \$160
- B22** 22" Black \$0

Cylinders

- L3** 5" Cylinder \$0
- L4** 8" Cylinder \$55

Footrings for stool cylinders only

- R1** 18" Black Plastic \$60
- R2** 20" Chrome \$80

NeXtep® for stool cylinders only

- R8** 8" w/Casters \$185
- R10** 10" w/Casters \$185
- R18** 8"/10" w/Casters \$295
- RW8** Wide 8" w/Casters \$295
- RW10** Wide 10" w/Casters \$295

Also available w/Glides

For additional stool options see page 65



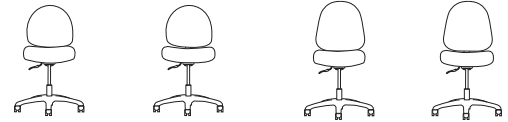
5 day Quick Ship



Popular Model

Adapta™ Stool

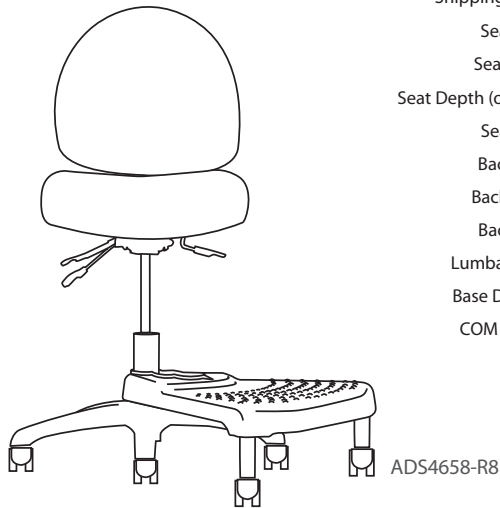
Basic



ADS4651 ADS4751 ADS5651 ADS5751

Grade C	\$710	\$760	\$810	\$860
Grade 1	\$720	\$770	\$820	\$870
Grade 2	\$770	\$820	\$870	\$920
Grade 3	\$820	\$870	\$920	\$970
Grade 4	\$870	\$920	\$970	\$1,020
Grade 5	\$1,155	\$1,205	\$1,255	\$1,305
Grade 6	\$1,255	\$1,305	\$1,355	\$1,405

Chair (H x W x D)	38.5 x 26 x 26	38.5 x 26 x 26	42 x 26 x 26	42 x 26 x 26
Box (H x W x D)	24 x 28 x 26	24 x 28 x 26	24 x 28 x 26	24 x 28 x 26
Chair Weight	31.5 lbs	31.5 lbs	32 lbs	32 lbs
Shipping Weight	41.5 lbs	41.5 lbs	42 lbs	42 lbs
Seat Width	19.5	22	19.5	22
Seat Height	21.5 – 28.5	21.5 – 28.5	21.5 – 28.5	21.5 – 28.5
Seat Depth (optional)	14.5 – 16	14.5 – 16	14.5 – 16	14.5 – 16
Seat Angle	R4°	R4°	R4°	R4°
Back Width	19	19	19.5	19.5
Back Height	17	17	20.5	20.5
Back Angle	98°	98°	100°	100°
Lumbar Range	2.75	2.75	2.75	2.75
Base Diameter	26	26	26	26
COM Yardage	2 yd	2 yd	2 yd	2 yd



ADS4658-R8

How to Specify

Series Code	Select a Back	Select a Seat	Select an Arm	pg 20	Select a Mech	pg 21
ADS Adapta™	<p>4 Low Back <i>(16h x 18.5w)</i></p> <p>5 Mid Back <i>(20h x 19.25w)</i></p>	<p>6 Medium Seat <i>(19.5w x 18d)</i></p> <p>7 Large Seat <i>(22w x 18d)</i></p>	<p>0 4" Adjustable \$125</p> <p>1 4" Adjustable w/Pivot \$150</p> <p>2 Lateral Sliding \$140</p> <p>3 3" Adjustable \$75</p> <p>4 Swing \$295</p> <p>5 No Arms \$0</p> <p>6 C Loop \$75</p> <p>7 Chrome Loop \$75</p> <p>9 5-way Adjustable \$150</p>		<p>1 Basic</p> <p>8 Standard <i>w/seat slider</i></p> <p>9 Deluxe-tilt <i>w/seat slider</i></p>	
ADS	5	6	3		8	

Standard

Deluxe-tilt



ADS4658	ADS4758	ADS5658	ADS5758	ADS4659	ADS4759	ADS5659	ADS5759
\$730	\$780	\$830	\$880	\$750	\$800	\$850	\$900
\$740	\$790	\$840	\$890	\$760	\$810	\$860	\$910
\$790	\$840	\$890	\$940	\$810	\$860	\$910	\$960
\$840	\$890	\$940	\$990	\$860	\$910	\$960	\$1,010
\$890	\$940	\$990	\$1,040	\$910	\$960	\$1,010	\$1,060
\$1,175	\$1,225	\$1,275	\$1,325	\$1,195	\$1,245	\$1,295	\$1,345
\$1,275	\$1,325	\$1,375	\$1,425	\$1,295	\$1,345	\$1,395	\$1,445

Grade C
Grade 1
Grade 2
Grade 3
Grade 4
Grade 5
Grade 6

40 x 26 x 26	40 x 26 x 26	43 x 26 x 26	43 x 26 x 26	40 x 26 x 26	40 x 26 x 26	43 x 26 x 26	43 x 26 x 26	Chair (H x W x D)
24 x 28 x 26	24 x 28 x 26	24 x 28 x 26	24 x 28 x 26	24 x 28 x 26	24 x 28 x 26	24 x 28 x 26	24 x 28 x 26	Box (H x W x D)
40 lbs	40 lbs	40.5 lbs	40.5 lbs	40 lbs	40 lbs	40.5 lbs	40.5 lbs	Chair Weight
50 lbs	50 lbs	50.5 lbs	50.5 lbs	50 lbs	50 lbs	50.5 lbs	50.5 lbs	Shipping Weight
19.5	22	19.5	22	19.5	22	19.5	22	Seat Width
22.5 - 29.5	22.5 - 29.5	22.5 - 29.5	22.5 - 29.5	22.5 - 29.5	22.5 - 29.5	22.5 - 29.5	22.5 - 29.5	Seat Height
15 - 17.5	15 - 17.5	15 - 17.5	15 - 17.5	15 - 17.5	15 - 17.5	15 - 17.5	15 - 17.5	Seat Depth (optional)
R3°	R3°	R3°	R3°	R4°	R4°	R4°	R4°	Seat Angle
19	19	19.5	19.5	19	19	19.5	19.5	Back Width
16.5 - 19	16.5 - 19	21 - 23.5	21 - 23.5	16.5 - 19	16.5 - 19	21 - 23.5	21 - 23.5	Back Height
97° - 105°	97° - 105°	97° - 105°	97° - 105°	97° - 105°	97° - 105°	97° - 105°	97° - 105°	Back Angle
2.75	2.75	2.75	2.75	2.75	2.75	2.75	2.75	Lumbar Range
26	26	26	26	26	26	26	26	Base Diameter
2 yd	2 yd	2 yd	2 yd	2 yd	2 yd	2 yd	2 yd	COM Yardage

Features

- ESD & Cleanroom options available
- Optional NeXtep® platform with depth adjustments

Standard Features

- C1** Hard Floor Casters
- B0** 26" Black Base
- L4** 8" Cylinder

Add option code after model ADS5638 - _ - _ -

General

- CR** Cleanroom to Class 100 \$120
- E** ESD \$290
For availability contact cs@np-us.com
- F** Fring® Footrest \$50
Only available on (B0)

Casters/Glides

- C1** Hard Floor Casters \$0
- C2** Glides \$0
- C3** Hard Floor Brake/In \$185
- C4** Hard Floor Brake/Out \$60
- C5** Single Wheel Industrial \$60
Hard floor

Bases

- B0** 26" Black \$0
- B3** 26" Spider Ring w/ Glides \$145
Special shipping required
- B6** 26" Polished Aluminum \$140
- B9** 28" Chrome \$160
- B12** 28" Black \$110
- B20** 25" Spider Ring w/ Glides \$145
Special shipping required

Chair Cylinders

- L1** 3" Cylinder \$0
- L2** 4" Cylinder \$0
- L3** 5" Cylinder \$0

Stool Cylinders

- L4** 8" Cylinder \$0
- L5** 10" Cylinder \$0
- L7** 7" Cylinder \$0

Footrings for stool cylinders only

- R1** 18" Black Plastic \$60
- R2** 20" Chrome \$80

NeXtep® for stool cylinders only

- R8** 8" w/Casters \$185
- R10** 10" w/Casters \$185
- R18** 8"/10" w/Casters \$295
- RWB** Wide 8" w/Casters \$295
- RW10** Wide 10" w/Casters \$295

Also available w/Glides

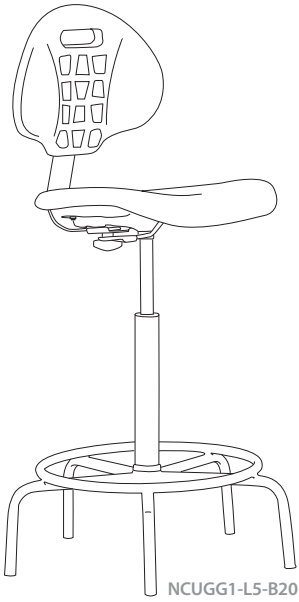
For additional stool options see page 65



5 day Quick Ship



Popular Model



NCUGG1

OS Urethane \$360

Chair (H x W x D)	38 x 26 x 26
Box (H x W x D)	35 x 25.5 x 17.5
Chair Weight	22 lbs
Shipping Weight	32 lbs
Seat Width	18
Seat Height	15 - 20
Seat Depth	16.5 - 19
Seat Angle	R9°
Back Width	16.25
Back Height	14.5 - 18
Back Angle	95° - 100°
Lumbar Range	NA
Base Diameter	26

Features

- 3 active adjustments
- Concave low back
- Contoured, waterfall seat
- Textured urethane seat & back
- Wide variety of stool packages
- Urethane is resilient to harsh environments

Standard Features

- C1** Hard Floor Casters
- B0** 26" Black Base
- L3** 5" Cylinder

How to Specify

Series Code

NCU Geo™

NCU

Back

G Geo Urethane
(12.5h x 16.25w)

G

Seat

G Geo Urethane
(18w x 17.5d)

G

Mech

1 Basic

1

Add option code after model NCUGG1-__-__-__

General

CR Cleanroom to Class 100	\$70
F Fring® Footrest <i>Only available on (B0)</i>	\$50

Casters/Glides

C1 Hard Floor Casters	\$0
C2 Glides	\$0
C3 Hard Floor Brake/In	\$185
C4 Hard Floor Brake/Out	\$60

Bases

B0 26" Black	\$0
B6 26" Polished Aluminum	\$140
B9 28" Chrome	\$160
B12 28" Black	\$110
B20 25" Spider Ring w/Glides <i>Special shipping required</i>	\$145
B3 26" Spider Ring w/Glides <i>Special shipping required</i>	\$145

Chair Cylinders

L1 3" Cylinder	\$0
L2 4" Cylinder	\$0
L3 5" Cylinder	\$0

Stool Cylinders

L4 8" Cylinder	\$55
L5 10" Cylinder	\$55
L7 7" Cylinder	\$55

Footrings for stool cylinders only




R1 18" Black Plastic	\$60
R2 20" Chrome	\$80

NeXtep® for stool cylinders only

R8 8" w/Casters	\$185
R10 10" w/Casters	\$185
R18 8"/10" w/Casters	\$295
RW8 Wide 8" w/Casters	\$295
RW10 Wide 10" w/Casters	\$295

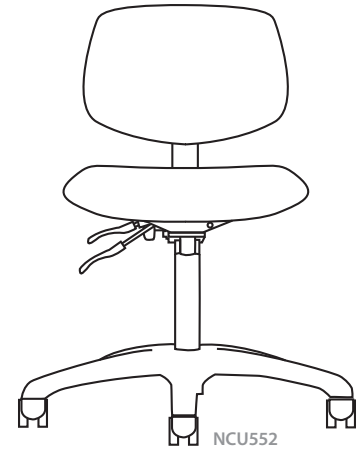
Also available w/Glides

For additional stool options see page 65

Basic	Standard	Deluxe-tilt
		
NCU551	NCU552	NCU553
\$470	\$530	\$560

Urethane **QS**

32 x 26 x 26	32 x 26 x 26	32 x 26 x 26	Chair (H x W x D)
28 x 26 x 24	28 x 26 x 24	28 x 26 x 24	Box (H x W x D)
41 lbs	41 lbs	41 lbs	Chair Weight
51 lbs	51 lbs	51 lbs	Shipping Weight
19	19	19	Seat Width
15 - 20	15 - 20	15 - 20	Seat Height
17.5 - 20	18	18	Seat Depth
R5°	R5°	F7° - R4°	Seat Angle
17	17	17	Back Width
16.25	14.5 - 18.5	14.5 - 18.5	Back Height
103°	90° - 120°	105° - 136°	Back Angle
16 - 20	16 - 20	16 - 20	Lumbar Range
26	26	26	Base Diameter



NCU552

Features

- Passive weight dispersion design
- Urethane is resilient to harsh environments

Standard Features

- C1** Hard Floor Casters
- B22** 22" Black Base
- L3** 5" Cylinder

How to Specify

Series Code

NCU Graphite™

NCU

Back

5 Flat Urethane
(12h x 17w)

5

Seat

5 Flat Urethane
(19w x 18d)

5

Select a Mech

- 1 Basic
- 2 Standard
- 3 Deluxe-tilt

2

Add option code after model NCU552-__-__-__

General

CR Cleanroom to Class 100	\$70
F Fring® Footrest <i>Only available on (B0)</i>	\$50
HD Heavy Duty	\$100

Casters/Glides

C1 Hard Floor Casters	\$0
C2 Glides	\$0
C3 Hard Floor Brake/In	\$185
C4 Hard Floor Brake/Out	\$60

Bases

B0 26" Black	\$0
B6 26" Polished Aluminum	\$140
B9 28" Chrome	\$160
B12 28" Black	\$110
B20 25" Spider Ring w/Glides <i>Special shipping required</i>	\$145
B3 26" Spider Ring w/Glides <i>Special shipping required</i>	\$145

Chair Cylinders

L1 3" Cylinder	\$0
L2 4" Cylinder	\$0
L3 5" Cylinder	\$0

Stool Cylinders

L4 8" Cylinder	\$55
L5 10" Cylinder	\$55
L7 7" Cylinder	\$55

Arms

A0 4" Adjustable	\$140
A2 T Arms	\$90
A3 3" Adjustable	\$90
A5 Friction Tracker	\$475
A6 4" Adjustable Extended Height	\$190
A8 Friction Tracker Extended Height	\$525

Footrings for stool cylinders only

R1 18" Black Plastic	\$60
R2 20" Chrome	\$80

NeXtep® for stool cylinders only

R8 8" w/Casters	\$185
R10 10" w/Casters	\$185
R18 8"/10" w/Casters	\$295
RW8 Wide 8" w/Casters	\$295
RW10 Wide 10" w/Casters	\$295

Also available w/Glides

For additional stool options see page 65



5 day Quick Ship



Popular Model

Stratus™ Upholstered

	Basic				Ring	Tilt		
	NBF014	NBF024	NBF034	NBF074	NBF075	NBF016	NBF026	NBF036
Grade C	\$280	\$300	\$330	\$150	\$180	\$380	\$400	\$430
Grade 1	\$290	\$310	\$340	\$160	\$190	\$390	\$410	\$440
OS Grade 2	\$340	\$360	\$390	\$210	\$240	\$440	\$460	\$490

Chair (H x W x D)	15.5 x 22 x 22	15.5 x 22 x 22	15.5 x 22 x 22	16 x 22 x 22	16 x 22 x 22	15.5 x 22 x 22	15.5 x 22 x 22	15.5 x 22 x 22
Box (H x W x D)	25 x 25 x 11	25 x 25 x 11	25 x 25 x 11	25 x 25 x 11	25 x 25 x 11	25 x 25 x 11	25 x 25 x 11	25 x 25 x 11
Chair Weight	16 lbs	18 lbs	18 lbs	14 lbs	14 lbs	16 lbs	18 lbs	18 lbs
Shipping Weight	26 lbs	28 lbs	28 lbs	24 lbs	24 lbs	26 lbs	28 lbs	28 lbs
Seat Width	19	19.5	22.5	16	16	19	19.5	22.5
Seat Height	15.5 - 20.5	15.5 - 20.5	15.5 - 24.5	16 - 21	16 - 22	15.5 - 20.5	16 - 21	15.5 - 20.5
Seat Depth	17.5	18.5	19.5	16	16	17.5	18.5	19.5
Seat Angle	R3°	R3°	R3°	NA	NA	F5° - R17.5°	F4° - R17°	F4° - R17°
Base Diameter	22	22	22	22	22	22	22	22
COM Yardage	1 yd	1 yd	1 yd	1 yd	1 yd	1 yd	1 yd	1 yd

Features

- Passive weight dispersion design
- Generous foam for optimal comfort

Standard Features

- C1** Hard Floor Casters
- B22** 22" Black Base
- L3** 5" Cylinder

How to Specify

Series Code

NBF Stratus™ Upholstered

NBF

Back

0 Backless

0

Select a Seat

- 1** Small Seat (19w x 18d)
- 2** Medium Seat (20w x 19d)
- 3** Large Seat (23w x 20d)
- 7** Round (16w x 16d)

2

Select a Mech

- 4** Basic
- 5** Ring
Only available on (7) seat
- 6** Tilt
Not available on (7) seat

6

Add option code after model NBF026-__-__-__

General

CR Cleanroom to Class 100	\$120
E ESD <i>For availability contact cs@np-us.com</i>	\$290
F Fring® Footrest <i>Only available on (B0)</i>	\$50

Casters/Glides

C1 Hard Floor Casters	\$0
C2 Glides	\$0
C3 Hard Floor Brake/In	\$185
C4 Hard Floor Brake/Out	\$60
C5 Single Wheel Industrial <i>Hard floor</i>	\$60

Bases

B0 26" Black	\$0
B3 26" Spider Ring w/Glides <i>Special shipping required</i>	\$145
B6 26" Polished Aluminum	\$140
B9 28" Chrome	\$160
B10 18" Tool Tray	\$185
B12 28" Black	\$110
B20 25" Spider Ring w/Glides <i>Special shipping required</i>	\$145
B22 22" Black	\$0

Chair Cylinders

L1 3" Cylinder	\$0
L2 4" Cylinder	\$0
L3 5" Cylinder	\$0

Stool Cylinders

L4 8" Cylinder	\$55
L5 10" Cylinder	\$55
L7 7" Cylinder	\$55

Footrings for stool cylinders only

R1 18" Black Plastic	\$60
R2 20" Chrome	\$80

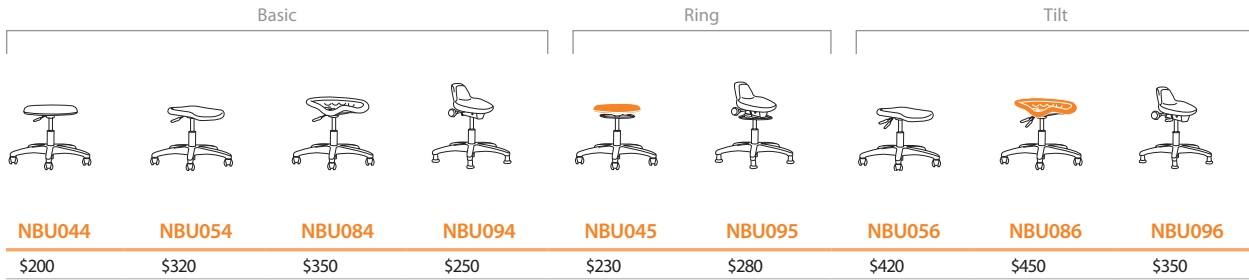
NeXtep® for stool cylinders only

R8 8" w/Casters	\$185
R10 10" w/Casters	\$185
R18 8"/10" w/Casters	\$295
RWB Wide 8" w/Casters	\$295
RW10 Wide 10" w/Casters	\$295

Also available w/Glides

For additional stool options see page 65

Stratus™ Urethane



Urethane

Model	NBU044	NBU054	NBU084	NBU094	NBU045	NBU095	NBU056	NBU086	NBU096	Attribute
Chair (H x W x D)	14 x 22 x 22	15 x 22 x 22	15 x 22 x 22	14 x 22 x 22	14 x 22 x 22	14 x 22 x 22	15 x 22 x 22	15 x 22 x 22	14 x 22 x 22	Chair (H x W x D)
Box (H x W x D)	11 x 25 x 25	11 x 25 x 25	11 x 25 x 25	11 x 25 x 25	11 x 25 x 25	11 x 25 x 25	11 x 25 x 25	11 x 25 x 25	11 x 25 x 25	Box (H x W x D)
Chair Weight	17 lbs	28 lbs	22 lbs	16 lbs	17 lbs	16 lbs	28 lbs	22 lbs	16 lbs	Chair Weight
Shipping Weight	27 lbs	38 lbs	32 lbs	26 lbs	27 lbs	26 lbs	38 lbs	32 lbs	26 lbs	Shipping Weight
Seat Width	14	19	19	12.5	14	12.5	19	19	12.5	Seat Width
Seat Height	14 - 19	15 - 20.5	15 - 20	13 - 18	14 - 19	14 - 19	15 - 20	15 - 20	14 - 19	Seat Height
Seat Depth	14	18	13.5	9	14	9	18	13.5	9	Seat Depth
Seat Angle	R0°	R7°	R2.5°	R4°	R0°	R4°	F2° - R14°	F2.5° - R10°	F4° - R9°	Seat Angle
Base Diameter	22	22	22	22	22	22	22	22	22	Base Diameter
COM Yardage	NA	NA	NA	NA	NA	NA	NA	NA	NA	COM Yardage

Features

- Passive weight dispersion design
- Urethane is resilient to harsh environments

Standard Features

- C1** Hard Floor Casters
- B22** 22" Black Base
- L3** 5" Cylinder

How to Specify

Series Code

NBU Stratus™ Urethane

NBU

Back

0 Backless

0

Select a Seat

- 4** Round Urethane (14w x 14d)
- 5** Flat Urethane (19w x 18d)
- 8** Tractor Urethane (19w x 13.5d)
- 9** Prop Urethane (13w x 8.5d)

8

Select a Mech

- 4** Basic
- 5** Ring
Not available on (5) or (8) seat
- 6** Tilt
Not available on (4) seat

4

Add option code after model NBU084- _ - _

General

- CR** Cleanroom to Class 100 \$70
- F** Fring® Footrest \$50
Only available on (B0)

Casters/Glides

- C1** Hard Floor Casters \$0
- C2** Glides \$0
- C3** Hard Floor Brake/In \$185
- C4** Hard Floor Brake/Out \$60
- C5** Single Wheel Industrial \$60
Hard floor

Bases

- B0** 26" Black \$0
- B3** 26" Spider Ring w/Glides \$145
Special shipping required
- B6** 26" Polished Aluminum \$140
- B9** 28" Chrome \$160
- B10** 18" Tool Tray \$185
- B12** 28" Black \$110
- B20** 25" Spider Ring w/Glides \$145
Special shipping required
- B22** 22" Black \$0

Chair Cylinders

- L1** 3" Cylinder \$0
- L2** 4" Cylinder \$0
- L3** 5" Cylinder \$0

Stool Cylinders

- L4** 8" Cylinder \$55
- L5** 10" Cylinder \$55
- L7** 7" Cylinder \$55

Footrings for stool cylinders only

- R1** 18" Black Plastic \$60
- R2** 20" Chrome \$80

NeXtep® for stool cylinders only

- R8** 8" w/Casters \$185
- R10** 10" w/Casters \$185
- R18** 8"/10" w/Casters \$295
- RW8** Wide 8" w/Casters \$295
- RW10** Wide 10" w/Casters \$295

Also available w/Glides

For additional stool options see page 65

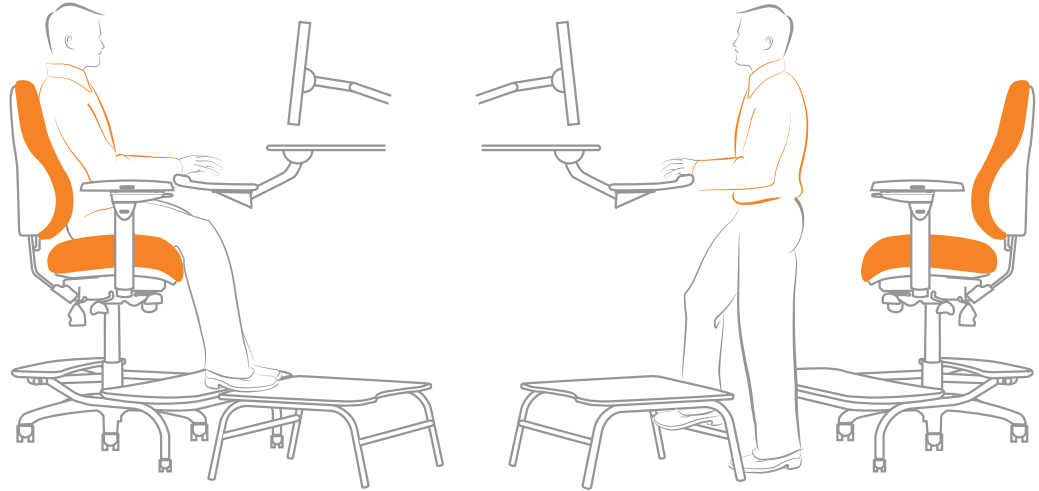


N·tune® Seating System

Start of a Revolution

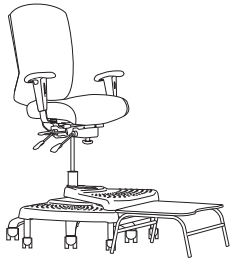
N·tune® is all about raising desk heights from 29" to 40" and then raising the chair to stool height, allowing users to easily transition between sitting and standing throughout the workday. Not only does this help alleviate the pains of a sedentary workday, the overall health benefits it provides are immense as well.

By standing, instead of sitting, for just 2 hours throughout an average workday, you can burn an extra 280 calories, translating into improvements in BMI, cholesterol, blood pressure levels and many other positive health outcomes.



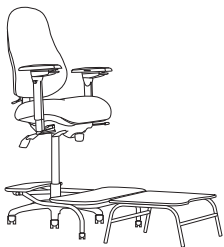
N·tune® Setup — Good

- U4ia® with up to 14 adjustable features
- Single platform, depth adjustable 10" NeXtep®
- N-position™ with 10" platform for sitting & 6" foot rail for standing
- N-position™ supports up to 400 lbs



N·tune® Setup — Better

- Cozi® with up to 14 adjustable features
- Dual platform, depth adjustable 8"/10" NeXtep® Combo
- N-position™ with 10" platform for sitting & 6" foot rail for standing
- N-position™ supports up to 400 lbs

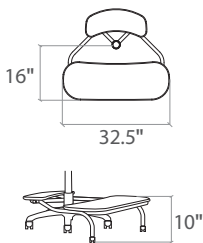


N·tune® Setup — Best

- 8000 Series with up to 16 adjustable features
- Safe & easy entering & exiting with N-step™
- N-position™ with 10" platform for sitting & a 6" foot rail for standing
- N-position™ supports up to 400 lbs

Stool Options

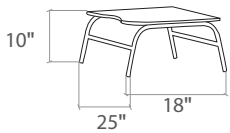
N-step™



- Safe & easy entering & exiting of stool
- Wide platform for comfortable & ergonomic positioning of the feet & leg support
- 10" high platform
- Locking casters
- Supports up to 400 lbs

T3 (Silver Legs) \$495
T4 (Black Legs) \$495

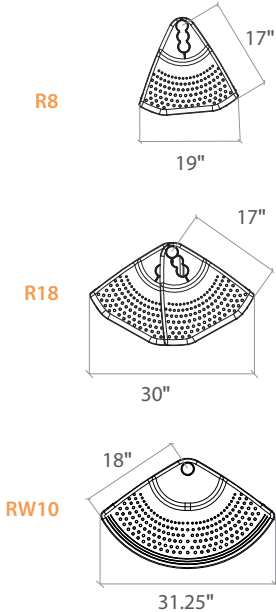
N-position™



- Wide platform for comfortable & ergonomic positioning of the feet & leg support
- Top surface provides extra surface area (10" above ground) to support legs while sitting
- 6" foot rail provides alternative foot position while standing
- Supports up to 400 lbs

F3 (Silver Legs) \$395
F4 (Black Legs) \$395

NeXtep®



- Adjustable depth (13", 15" & 17") from cylinder
Not available on Wide NeXtep®
- Wide platform for comfortable & ergonomic positioning of the feet & leg support
- Strong, stable step for entering & exiting the stool
- Supports up to 400 lbs

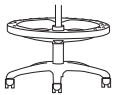


R8 R18

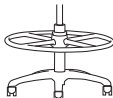
	w/Glides		w/Locking Casters	
8"	R7	\$135	R8	\$185
10"	R9	\$135	R10	\$185
12"	R11	\$135	R12	\$185
8"/10" Combo	R17	\$235	R18	\$295
10"/12" Combo	R21	\$235	R22	\$295
Wide 8" Platform	RW7	\$235	RW8	\$295
Wide 10" Platform	RW9	\$235	RW10	\$295

Only available with Neutral Posture stools.

Footrings/Footrests



- 18" Black Plastic Footring**
- Flat surface
 - Height adjustable
- R1** \$60



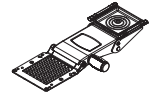
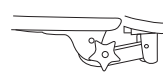
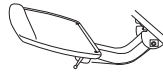
- 20" Chrome Footring**
- Height adjustable
 - Twist/spin tightening
- R2** \$80



- Fring® w/Base**
- Raised massage bumps provide a gentle rub to shoeless feet
 - Aids shorter workers with a slightly higher "floor"
- FRF** \$175

Stools

Keyboard Trays/Arms



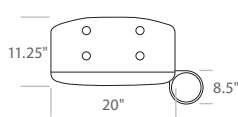
Leverless **QS**

Sit/Stand **QS**

Econo **QS**

Dual Indicator *HFES compliant*

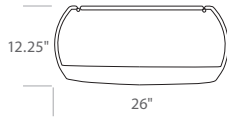
	A	C	E	U
Code	A	C	E	U
Leverless Height	✓	✓	NA	NA
Height	-6" – 2.5"	-6" – 8"	-5.25" – 0"	-6.5" – 2.38"
Tilt	-15° – 0°	-15° – 0°	-15° – 15°	-20° – 10°
Spring Assist	✓	✓	✓	✓
360° Rear Swivel	✓	✓	✓	✓
Track Length	23"	21"	18"	19"
Option (S) Short Track	18"	18"	NA	NA
Glide Track	✓	✓	✓	✓
List	\$210	\$230	\$160	\$245



11 **QS**

- Straights, corners & natural keyboards
- Anti-skid neoprene pads hold keyboard securely in place

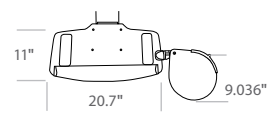
\$155



43 — SofTouch™ **QS**

- Straight
- Urethane over steel plate
- Includes mouse surface

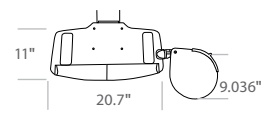
\$230



52

- Straight
- 20" "green" tray
- Height adjustable tilt & swivel mouse
- Gel filled palm rest

\$325



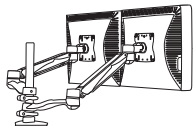
21

- Straight
- 20" phenolic tray
- Height adjustable tilt & swivel mouse
- Gel filled palm rest

\$325

Easy Combos

	11	43 – SofTouch™	52	21
Leverless (A)	 Easy A11 \$365	 Easy A43 \$440	 Easy A52 \$535	 Easy A21 \$535
Sit/Stand (C)	 Easy C11 \$385	 Easy C43 \$460	 Easy C52 \$555	 Easy C21 \$555
Econo (E)	 Easy E11 \$315	 Easy E43 \$390	 Easy E52 \$485	 Easy E21 \$485
Dual Indicator (U)	 Easy U11 \$400	 Easy U43 \$475	 Easy U52 \$570	 Easy U21 \$570



Monitor Arms

Boost™ Monitor Arm

- Yields 13" of vertical movement & 24" of extension
- Supports monitors weighing up to 20 lbs
- Effortlessly position two monitors at the same height on a single post
- Easily attach two arms on a single post without additional brackets
- Install three or more arms with an optional cross bar
- Convenient keyhole slots to effortlessly install monitor onto mounting plate
- Panel, slat wall & desk mounting options

Note: For multi-screen solutions, contact cs@np-us.com



Single Arm

KCG-110B	Black	\$455
KCG-110S	Silver	\$455

Double Arm

KCG-110DB	Black	\$899
KCG-110DS	Silver	\$899

Wall Mount

KCG-WMB	Black	\$525
KCG-WMS	Silver	\$525

Freedom Arm

- Black base
- Includes: Vesa plate aluminum articulating arm & desk clamp base
- Tilt: Up 90°, Down 45°
- Pan: 180°; Rotation: 360°
- Offers 14" of dynamic one-touch height adjustment
- Full extension range of 23.4"

918001	Silver	\$495
--------	--------	-------

Sit/Stand Monitor Arm

- Sturdy aluminum construction with vesa compatibility
- Width & depth adjustable fasteners
- Convenient pull handle

KCG-SSB	Black	\$575
KCG-SSS	Silver	\$575

Monitor Arm Attachments

Document Holder (Attachment Only)

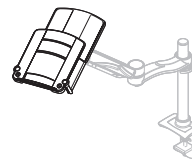
- Ergonomically correct viewing position of documents for computer users
- Easy adjustment to ensure a comfortable viewing angle
- Helps keep work surface clear
- Stores out of the way when not in use

160236	Black	\$185
160237	Silver	\$185

iPad Holder (Attachment Only)

- High quality steel construction
- Neoprene padding for snug iPad fit
- Inset & concealed bolts create seamless finish on face plate

160234	Black	\$175
160235	Silver	\$175



Monitor Arm Attachments

Laptop Holder (Attachment Only)

- Sturdy aluminum construction with vesa compatibility
- Width & depth adjustable fasteners
- Convenient pull handle

160231	Black	\$195
160233	Silver	\$195

CPU Holders

CPU Holder

- Mounts easily under work surface storing CPU safely under desk & off the floor
- Adjusts to either a vertical or horizontal position
- Adjustable width of 5.5" – 9.8" & height of 15.5" – 20"

VCPUF	\$175
-------	-------

CPU Holder w/Strap

- CPU retracts on a 17" track & swivels to allow full accessibility & easy storage
- Accommodates CPU weighing up to 75 lbs & measuring 64" in perimeter
- Installation is quick & easy as straps adjust & fasten with buckles
- Soft touch anti-slip pads

VPCU	\$195
------	-------

Accessories

StandUp®

- Retrofits between most existing keyboard trays & keyboard arms
- Mounts directly to work surface without keyboard arm
- Additional 2" – 11" height adjustment
- Infinite range positioning
- \$50 discount when ordered with any Easy Combo

QS SUP04	\$420
----------	-------

Forearm Supports

- Alleviates shoulder, neck & body burden
- Promotes good posture & ergonomic sitting
- Lightweight & portable

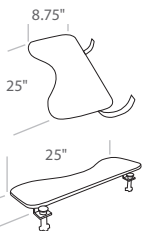
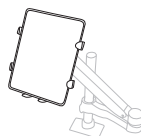
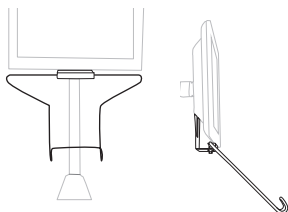
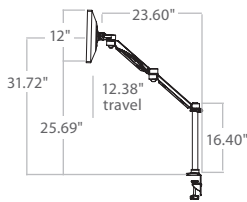


Model 1	Model 2	
160241 \$240	160243 \$240	w/Hooks
160242 \$240	160244 \$240	w/Screws

Adjustable Footrest

- Easy adjustment, folding support legs provide platform
- Tilt angles of 6°, 12°, 16° & 25°
- Provides support for the 5th percentile female
- Footrest surface covered by anti-fatigue rubber mat

FR16	\$175
------	-------



Patent Information

Neutral Posture Chair	U.S. Patent #4,552,404
AbStool®	U.S. Patent #6,877,812
	U.S. Patent #7,104,606
360° Adjustable Arms	U.S. Patent #6,296,312
Adjustment Guide	U.S. Patent #D458,777
Balance™	U.S. Patent #D541,061
ElementAI®	U.S. Patent #D588,145
Fring® Footrest	U.S. Patent #6,142,571
	U.S. Patent #6,607,246
Inflatable Lumbar	U.S. Patent #6,220,663
	U.S. Patent #6,290,295
Keyboard Tray	U.S. Patent #D463,441
NeXtep®	U.S. Patent #7,036,886
N-Position™	U.S. Patent #D557,513
StandUp®	U.S. Patent #7,048,236
Cover for a	
Seating Device	U.S. Patent #D647,353
Other Patents Pending	

Certification

Independent tests show that all Neutral Posture, Inc. (NP) chairs meet or exceed current ANSI/HFES 100-2007, ANSI/BIFMA and California 117 certification standards. Certain NP products meet California Technical Bulletin 133 and Task Intensive certification standards. All cylinders are rated Class 4 or better by UNI standards.

Design

NP reserves the right to make changes and improvements in design and materials and to discontinue parts and components at the discretion of NP’s Quality Control Committee.

Women’s Business Enterprise (WBE)

This certification is administered by the Women’s Business Enterprise National Council (WBENC) and is used by most large corporations to qualify potential vendors as credible diversity suppliers.

wbenc.org

Women Owned Small Business (WOSB)

The SBA’s WOSB Federal Contract Program provides greater access to federal contracting opportunities for WOSBs. The Program allows contracting officers to set aside specific contracts for certified WOSBs and helps federal agencies achieve the existing statutory goal of five percent of federal contracting dollars being awarded to WOSBs. Neutral Posture is certified as a WOSB by WBENC.

Historically Underutilized Business (HUB)

The Texas Historically Underutilized Business (HUB) program encourages the use of HUBs in state procurement and provides information to minority and women-owned businesses on the state’s procurement process.

ANSI/BIFMA

NP is a member of the Business and Institutional Furniture Manufacturer’s Association (BIFMA). Tests developed by BIFMA and approved by the American National Standards Institute (ANSI) determine the strength and durability of seating in its everyday use. Although this testing does not serve as a warranty or guarantee, NP standard products within this price list meet or exceed applicable ANSI/BIFMA X5.1-2011, BIFMA G1-2001 and ANSI/HFES 100-2007 standards. Combinations of options added on to the standard products may not meet ANSI/BIFMA standards. Those combinations which do not meet ANSI/BIFMA standards are not available on GSA. For more information, contact the Customer Service Department at cs@np-us.com.

GREENGUARD® Certified

All NP products are certified by GREENGUARD® for indoor air quality.

Custom Logos

Neutral Posture can include your company, university, mascot, etc. as a custom logo in embroidery on most fabrics or in Cloud 9™ selections. Contact cs@np-us.com for details and cost.

Cleanroom to Class 100

Independent testing according to Federal STD 209E (correlates to ISO-14644C Class 5) confirms NP Cleanroom seating meets or exceeds Class 100 requirements. NP Cleanroom models are designed to prevent particulates in Cleanroom environments. In addition to top-quality vinyl upholstery, a HEPA filtration system in seat and backrest prevent particulate release.

Available Chairs:

Cozi®	Up Charge (List):	\$120
N-dure™		\$120
NPS5500-D1		\$120
NPS5600-D1		\$120
AbChair® (Urethane)		\$120
Adapta™		\$120
Stratus™ Upholstered		\$120
Stratus™ Urethane		\$70
Graphite™		\$70
Geo™		\$70

CAL 133

Almost every model in the NP family of seating products meets the specifications for California Technical Bulletin 117, the industry standard for upholstered furniture. Additionally, NP chairs can be upgraded to meet the more stringent, California Technical Bulletin 133 standard, which is required by the California Bureau of Home Furnishings and Thermal Insulation for contract seating used in public facilities.

Standard CAL 133 Models and Options

Fabric/Vinyl \$265 Up Charge (List)
 Leather Contact cs@np-us.com

Available Chairs	Options	Exceptions
5000 Series	All	Inflatable Lumbar
6000 Series	All	Inflatable Lumbar No Pillow Top All Headrests
8000 Series	All	Inflatable Lumbar All Headrests
Big & Tall	All	Inflatable Lumbar Arm Shroud Pillow Top All Headrests
AbChair®	All	Urethane AbRest™ Cleanroom
Cozi®	All	
Dice™	All	Arms
N-dure™	All	
Right Chair®	All	
U4ia®	All	

NP can also utilize the COM for the CAL 133 upgrade if the material is an inherently flame retardant (FR) material, like Trevira® or Avora®. For large orders and corporate standards programs, NP can also facilitate a lab-supervised burn test for each chair/upholstery combination. These tests will be negotiated and supervised through NP's Engineering Department.

All models that comply with CAL 133 will be labeled accordingly on both the packing slip and the serial number description tag. Additionally, they will contain a label with the following notice:

Notice: This chair is manufactured in compliance with California Technical Bulletin 133 and meets the flammability requirements of the California Bureau of Home Furnishings.

ElectroStatic Discharge (ESD) Seating

NP ESD models are tested to meet the requirements of today's ESD environment with conductive components and fabrics (1% carbon fiber with surface resistivity no greater than 1.3 x 10⁶ ohms/sq. cm when test in accordance with ANSI/ESD STM12.1-2006). ESD chairs are an integral part of an effective ESD system that includes a conductive floor or mat to complete conductive path.

Upholstery:

- Conductive cloth or vinyl

Options:

- 20" Footring
- Upholstered Back Outer
- 4" Height Adjustable Arms
- T Arms
- Drag Chain

Features:

- Polished Aluminum Base

Available Chairs:	Up Charge (List):
5000 Series	\$290
6000 Series	\$290
8000 Series	\$290
AbChair®	\$290
Adapta™	\$290
Big & Tall	\$290
Cozi®	\$290
Cozi® Stool	\$290
N-dure™	\$290
Stratus™ Upholstered	\$290
XSM™ – Extra Small	\$290

Up charge added to graded price. Many other options and features available at an added charge. Please refer to page 70 for pricing.

ESD Order Form

Client _____

Contact Name _____

Phone Number _____

Fax Number _____

Email Address _____

City _____

State _____ Zip _____

Purchase Order Number _____

Quantity _____

Model # _____ List Price _____

Available Chairs

- 5000 Series
- 6000 Series
- 8000 Series
- AbChair®
- Adapta™
- Big & Tall
- Cozi®
- Cozi® Stool
- N-dure™
- Stratus™ Upholstered
- XSM™ – Extra Small

ESD Option – Per Chair

Up Charge

Standard ESD Package (E)

\$290

- Upgrade to ESD fabric or vinyl
- Convert to equivalent ESD cylinder
- Convert to aluminum base
- Convert to equivalent ESD casters or glides

Select Additional ESD Options

- | | | |
|--------------------------|--|-------|
| <input type="checkbox"/> | Add conductivity to Upholstered Back Outer (U)
<i>Only available on Neutral Posture® Series</i> | \$20 |
| <input type="checkbox"/> | Add upholstered pads with conductivity to 4" Adjustable Arms | \$115 |
| <input type="checkbox"/> | Add conductivity to 20" Chrome Footring (R2) | \$20 |
| <input type="checkbox"/> | Drag chain
<i>Includes chain and conductivity</i> | \$30 |

Total ESD up charge per chair \$ _____

Customer's Own Material (COM) Form

Dealer Name _____

Contact Name _____

Address _____

City _____ State _____ Zip _____

Phone Number _____

Fax Number _____

Email Address _____

Client Name _____

Fabric Source (Mill) _____

Fabric Pattern Name _____

Fabric Patter Number _____

Fabric Color _____

Backer Type (if any) _____

Fabric Orientation

Attach a fabric sample with the correct orientation

TOP

BOTTOM

Send completed form and sample yardage to:

Neutral Posture, Inc.
 Attention: COM Department
 3904 N. Texas Avenue
 Bryan, Texas 77803
 (979) 778-0502 or
 com@np-us.com

We will make sure material is sent to the correct plant(s) for testing.

Preferred memo sample size is 12" x 12". Additional yardage may be required for testing.

Please make sure fabric has been approved for CAL117 flammability testing. Most industry fabrics have been tested and approved. NP may not use a fabric that has not been approved for CAL117.

NP will notify you of test results.

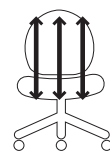
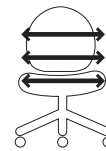
Contact COM Department for pricing/ grading. COM yardage may vary, depending on repeat pattern. COM not covered under warranty.

All COM subject to NP testing and approval.

COM form must accompany fabric.

If fabric is a stripe please select the correct orientation:

Horizontal Vertical



Is there a desired top?

Yes _____ No _____

If so please specify.

GSA Contract# GS-27F-0014Y Details

- 1a. Special Item Numbers Awarded:**
 SIN 711-18 Multipurpose seating
 SIN 711-19 Stacking chairs and dollies
 SIN 711-95 Installation services
 SIN 711-2 Work surfaces, work stations, computer furniture and accessories
 SIN 71-1 Packaged office
- 1b. Lowest Priced Item:**
 SIN 711-18 NCUGG1 Urethane - \$151.20
 SIN 711-19 DCE215 Grade 1 - \$126.00
 SIN 711-95 Not applicable
 SIN 711-2 Call Corporate Office
 SIN 71-1 Call Corporate Office
- 2. Maximum Order:**
 SIN 711-18 \$200,000.00
 SIN 711-19 \$200,000.00
 SIN 711-95 \$500.00
 SIN 711-2 \$200,000.00
 SIN 71-1 \$5,000,000.00
- 3. Minimum Order:**
 All SINs \$50.00
- 4. Geographic Coverage:**
 CONUS & OCONUS
- 5. Point of Production:**
 3904 N. Texas Avenue, Bryan, Brazos County, Texas, USA
- 6. Discount from List Price:**
 Discount from List Price 58%
- 7. Quantity Discounts:**
 No discount tiers have been negotiated.
- 8. Prompt Payment Terms:** Net 30 Days
- 9. Government Purchase Cards Accepted:**
 Visa/Master Card
- 10. Foreign Item:** None
- 11a. Time of Delivery:**
 5 – 90 days after receipt of order; average delivery is 15 days
- 11b. Expedited Delivery:**
 Items available for expedited delivery are noted in this price list. QS fabrics and colors available under the “Quick Ship” program are limited.
- 11c. Overnight and 2-day Delivery:**
 Available with an up charge — Contact Corporate Office
- 12. F.O.B. Points:**
 Destination/CONUS, within the 48 contiguous states and the District of Columbia. Port of embarkation for delivery to Alaska, Hawaii, Puerto Rico, the Virgin Islands and U.S. Government installations overseas.
- 13. Ordering Address:**
 Neutral Posture, Inc.
 attn: Order Entry/ * or dealer
 3904 North Texas Avenue
 Bryan, TX 77803
 979.778.0502
 800.446.3746
 fax 979.778.0408
 oe@np-us.com
 * Authorized Dealers should be cited on order
- 14. Payment Address:**
 Neutral Posture, Inc.
 3904 N. Texas Avenue
 Bryan, TX 77803
- 15. Warranty Provision:**
 Shown on page three (3) NP warrants to the original customer that the products it manufactures are free of defects in craftsmanship and materials found during normal usage in the warranty period. With prompt written notice, Neutral Posture shall repair or replace, at its option and cost, any products that fail to conform to the warranty with exception of items listed below.

 This warranty does not apply to:
 • Damage caused by a carrier
 • Normal wear and tear
 • Defects caused by improper installation
 • COM or other third party materials applied to the products
 • Products subjected to improper use and conditions
 • Damage resulting from misuse, negligence, accident or alteration
- 16. Export Packing Charges:**
 All items are packed to Commercial Level C export pack. Packaging to other levels is outside the scope of this contract, but will be quoted upon request.
- 17. Terms and Conditions of Government Purchase Card:**
 Government purchase cards will be accepted for purchases at prices shown in this authorized price list (No additional discount offered).
- 18. Terms and Conditions Of Rental, Maintenance, and Repair:**
 Not applicable
- 19. Terms and Conditions of Installation:**
 Installation and instruction are available from authorized dealers. Please contact your local NP Dealer for pricing.
- 20. Terms and Conditions of Repair Parts:**
 Repair parts are offered at the agreed upon discount from the NP repair parts price list in effect at the time the repair parts are ordered.
- 20a. Terms and Conditions for Any Other Services:**
 GSA has accepted all of our standard terms and conditions as noted on page 2-3 and 68-69.
- 21. List of Service and Distribution Points:**
 Not applicable
- 22. List of Dealers:**
 Please contact NP, or visit NeutralPosture.com for the name of your nearest authorized Dealer.
- 23. Preventive Maintenance:** Not offered or applicable
- 24. Environmental Attributes:**
 Not applicable
- 25. Other Information:**
- | | |
|----------------------------------|-------------|
| Tax Identification Number (TIN): | 74-2983577 |
| DUNS: | 61-0339723 |
| Cage Code: | OURL8 |
| CEC: | 61134982 |
| SIC/NAICS: | 2522/337214 |
- 26. CCR:**
 NP is registered with the Central Contractor Registration (CCR) database.
- NOTE:** It is mandatory that all Government purchase orders be made out to NP only. Local Dealers are not authorized to accept purchase orders, issue invoices, or receive payment of Government funds for these items without serious violation of this Federal Supply Schedule Contract.

GSA Contract Overview

GSA Contract

We have had a contract with GSA for over 20 years and they continue to be our most favored customer.

NP is dedicated to helping government agencies meet their facilities and acquisition needs. NP is registered with the Central Contractor Registry (CCR) with ORCA certifications, has an assigned cage code of OUTL8 and is eligible to receive federal contract awards. NP is also recognized as a Woman-Owned Small Disadvantaged Business by the Small Business Administration.

Woman Owned Small Business (WOSB)

The U.S. Small Business Administration (SBA) has issued the Final Rule to amend its regulations governing small business contracting procedures. The SBA has increased the emphasis and awareness of contracting mandates regarding the new 5% spend mandate for WOSB similar to those in place for 8a, SDV and HUB Zones businesses.

As a WOSB, woman owned office furniture manufacturer, we have a Packaged Office contract that includes many great manufacturing partners. We are also willing to team with other manufacturers to help support strong GSA Dealers and meet the needs of our customers. As a WOSB, NP is perfectly positioned with a strong Packaged Office contract and partners to capture this business.

For more information please visit NeutralPosture.com/WOSB

Available on GSA

Products available on GSA as of October 2013. For the most current list of products available on GSA contact the Customer Service Department or visit NeutralPosture.com.

1000 Series	E-Series™
2000 Series	Embrace™
5000 Series	Embrace Ergo™
6000 Series	Embrace Guest™
8000 Series	Geo™
Adapta™	Graphite™
Big & Tall	N-dure™
Balance™	NV™
Balance Ergo™	ONGO®
BFF®	Right Chair®
Cozi®	U4ia®
Dice™	XSM™ – Extra Small

Not Available on GSA

Products not available on GSA as of October 2013:

AbChair®
 Connexion™ Arm
 P arm
 TheraGel™ Memory Foam

GSA Overview

GSA Contract# GS-27F-0014Y

Schedule 71 – Furniture

SIN # 71 - 1	Packaged Offices
SIN # 711 - 18	Multipurpose Seating
SIN # 711 - 19	Stacking Chairs and Dollies
SIN # 711 - 95	Installation Services
SIN # 711 - 2	Work Surfaces, Work Stations, Computer Furniture and Accessories


NAICS Codes

337214	Office Furniture (except Wood) Manufacturing
337211	Wood Office Furniture Manufacturing
337127	Institutional Furniture Manufacturing
423210	Furniture Merchant Wholesalers

NP products may be found on GSA Advantage, DOD eMall, and AF Advantage.

Fabrics

Grade C




Spacer 1,000,000+ double rubs

Grade 1




Ace 1,000,000+ double rubs
Not available on NV™ (3) back



Moda 102,000 double rubs
Momentum Textiles




Tangent 100,000 double rubs
Momentum Textiles



Ratio 100,000 double rubs
Momentum Textiles




Axis 90,000 double rubs
Momentum Textiles



Fuse 100,000 double rubs
Momentum Textiles


Grade 2




Intersect 80,000 double rubs
Momentum Textiles



Jargon 90,000 double rubs
Momentum Textiles




Knack 100,000 double rubs
Momentum Textiles




Lineup 100,000 double rubs
Momentum Textiles


Grade 3



Messenger 100,000+ double rubs
CAL 133



Cloud 9™ 335,000 double rubs
Not available on Embrace™, Embrace Ergo™, Embrace Guest™ or NV™



Revive™ 125,000 double rubs
Not available on Embrace™, Embrace Ergo™, Embrace Guest™ or NV™



Phoenix 250,000 double rubs
CAL 133

Leathers

Grade 2 – Faux Leather




Canter 240,000 double rubs
Momentum Textiles

Grade 5 – Leather



Natural 125,000 double rubs
Only available on Embrace™ and Embrace Ergo™ Available in black only, leather vinyl combo.

Grade 5 – Premium Faux Leather



Ultraleather™ 400,000 double rubs

Grade 6 – Premium Leather



Madras 335,000 double rubs

Leather Descriptions

Canter

High-quality, durable vinyl/faux leather

Natural











































Semi-aniline contract leather.

Ultraleather™



Supple faux leather with an extremely smooth, hand natural feel

Madras

Premium, semi-aniline hides with natural grain and a smooth hand, leather/vinyl combo

Spacer					Grade C	
	Pewter ^{OS} (200651)	Ink ^{OS} (200649)	Black ^{OS} (200648)	Wine ^{OS} (200650)		
Ace 						Grade 1
	Toast ^{OS} (200714)	Peony ^{OS} (200710)	Char ^{OS} (200703)	Midnight ^{OS} (200709)	Jet ^{OS} (200707)	
Canter Momentum Textiles <i>(faux leather)</i>						Grade 2
	Safari	Bordeaux	Quarry	Ink	Onyx	
Cloud 9™						Grade 3
	Red Dawn ^{OS}	Midnight Sky ^{OS}	New Haze ^{OS}	Fog ^{OS}	Thunder ^{OS}	
Revive™  						
	Spice	Ink ^{OS}	Goose ^{OS}	Metal ^{OS}	Ebony ^{OS}	
Ultraleather™						Grade 5
	Curry (230231)	Chianti (230232)	Tan (230239)	Admiral (230233)	Raven Wing (230230)	
Madras						Grade 6
	Ginger (LL05)	Burgundy (LL03)	Bone (LL06)	Navy (LL02)	Black (LL01)	
U4ia® Mesh						
	Cognac (M2)	London (M1)	Ivory (M4)	Silver (M5)	Mocha (M3)	



GSA	NeutralPosture.com
GREENGUARD	3904 N. Texas Ave.
BIFMA e3/LEVEL	Bryan, TX 77803
ISO 9001:2008 Approved	 979.778.0502
Made in the U.S.A.	 979.778.0408