

NeutralPosture
GSA Price List — #GS-28F-1125C

GSA Contract# GS-28F-1125C Details

1a. Special Item Numbers Awarded:

SIN 711-18	Multipurpose Seating
SIN 711-19	Stacking Chairs and Dollies
SIN 711-95	Installation Services
SIN 711-2	Work surfaces, work stations, computer furniture and accessories
SIN 71-1	Packaged Office

1b. Lowest Priced Item:

SIN 711-18	NCU551 Urethane - \$197.40
SIN 711-19	DCE215 Grade 1 - \$126.00
SIN 711-95	Not Applicable
SIN 711-2	Call Factory
SIN 71-1	Call Factory

2. Maximum order:

SIN 711-18	\$200,000.00
SIN 711-19	\$200,000.00
SIN 711-95	\$500.00
SIN 711-2	\$200,000.00

3. Minimum order:

All SINS	\$50.00
----------	---------

4. Geographic coverage:

The 48 contiguous states and the District of Columbia, Alaska, Hawaii, Puerto Rico and the Virgin Islands.

5. Point of production:

3904 N. Texas Ave., Bryan, Brazos County, Texas, USA

6. Discount from list prices:

All prices shown are "Government Net" (discount deducted) and Industrial Funding Fee included.

7. Quantity discounts:

\$50,000-\$100,000.00 additional 1% off net
\$100,000.01-\$150,000.00 additional 2% off net
\$150,000.01-\$200,000.00 additional 3% off net

8. Prompt payment terms: Net 30 Days

9. Government Purchase Cards accepted:

Visa, Master Card, American Express

10. Foreign item: None

11a. Time of delivery:

5 – 90 days after receipt of order; average delivery is 15 days

11b. Expedited Delivery:

Items available for expedited delivery are noted in this price list under this heading. QS Fabrics and colors available under the "Quick Ship" program are limited. Please contact NP for details.

11c. Overnight and 2-day delivery:

Available with an upcharge — Contact Factory

12. F.O.B. points:

Destination/CONUS, within the 48 contiguous states and the District of Columbia. Port of embarkation for delivery to Alaska, Hawaii, Puerto Rico, the Virgin Islands and U.S. Government installations overseas.

13. Ordering Address: orderentry@NeutralPosture.com

Neutral Posture, Inc.
attn: Order Entry/ * or dealer
3904 North Texas Ave.
Bryan, TX 77803-0555
979-778-0502 • 800-iGo-Ergo • 800-446-3746
fax 979-778-0408
* Authorized dealers should be cited on order

14. Payment Address:

Neutral Posture, Inc.
3904 N. Texas Ave.
Bryan, TX 77803

15. Warranty provision:

Shown on Page 93. NP warrants to the original customer that the products it manufactures are free of defects in craftsmanship and materials found during normal usage in the warranty period. With prompt written notice, Neutral Posture, Inc. shall repair or replace, at its option and cost, any products that fail to conform to the warranty with exception of items listed below.

This Warranty does not apply to:

- Damage caused by a carrier
- Normal wear and tear
- Defects caused by improper installation
- COM or other third party materials applied to the products
- Products subjected to improper use and conditions
- Damage resulting from misuse, negligence accident or alteration

16. Export packing charges:

All items are packed to Commercial Level C export pack. Packaging to other levels is outside the scope of this contract but will be quoted upon request.

17. Terms and conditions of Government purchase card:

Government purchase cards will be accepted for purchases at prices shown in this authorized price list (No additional discount offered).

18. Terms and conditions of rental, maintenance, and repair:

Not Applicable

19. Terms and conditions of installation:

Installation and instruction are available from authorized dealers. Please contact your local NP dealer for pricing.

20. Terms and conditions of repair parts:

Repair parts are offered at the agreed upon discount from the NP repair parts price list in effect at the time the repair parts are ordered.

20a. Terms and conditions for any other services:

Not Applicable

21. List of service and distribution points:

Not Applicable

22. List of dealers:

Please contact NP, or visit www.NeutralPosture.com for the name of your nearest authorized dealer.

23. Preventive maintenance: Not Offered

24. Environmental attributes:

Not Applicable

25. Other Information:

Tax Identification Number (TIN):	74-2983577
DUNS:	61-0339723
Cage Code:	OUTL8
CEC:	61134982
SIC/NAICS:	2522/337214

26. CCR:

Neutral Posture, Inc. is registered with the Central Contractor Registration (CCR) database.

NOTE: It is mandatory that all Government purchase orders be made out to Neutral Posture only. Local dealers are not authorized to accept purchase orders, issue invoices, or receive payment of Government funds for these items without serious violation of this Federal Supply Schedule Contract.

Contents

Chair Uses Matrix	vi – vii
Ordering	2
Warranty	3

High Performance

Back/Seat Options	4
Mech/Arm Options	5
1000 Series	6 – 7
2000 Series – Available Summer 2011	8 – 9
5000 Series	10 – 11
6000 Series	12 – 13
8000 Series	14 – 15
XSM™ – Extra Small	16
Big & Tall	17

Multi-Purpose *(Conference, Executive, Task)*

Arm Options	18 – 19
Chair Mechanism Options	20
Balance™	21
Balance Ergo™	22
Classic™	23
Embrace™	24
Embrace Ergo™	25
N-dure™	26
NV™	27
Right Chair™	28 – 29
Rio™	30 – 31
Sahara™	32 – 33
Shark™	34 – 35

Guest Seating

Balance Guest™	36
Dice™	36
Embrace Guest™	37
N-side™	37

Industrial/Healthcare

AbChair®	38 – 39
Adapta™	40 – 41
Geo™	42
Graphite™	43
Stratus™ Upholstered	44 – 45
Stratus™ Urethane	46 – 47

Workplace Accessories

N-tune® Seating System	48
Stool Options	49
Keyboard Trays/Arms	50
Workplace Accessories	51

General Info

General Information	52 – 53
Customer Logo Order Form	54
ESD Order Form	55
Fabrics	56 – 59
Standard Fabrics	58
Specialty Fabrics	59

Directory

Chairs by Application

Conference

Balance™	21
Balance Ergo™	22
Classic™	23
Embrace™	24
Embrace Ergo™	25
NV™	27
Right Chair™	28 – 29
Sahara™	32 – 33
Shark™	34 – 35

Executive

1000 Series	6 – 7
2000 Series – Available Summer 2011	8 – 9
6000 Series	12 – 13
8000 Series	14 – 15
Balance™	21
Balance Ergo™	22
Big & Tall	17
Classic™	23
Embrace™	24
Embrace Ergo™	25
NV™	27
Right Chair™	28 – 29

Task

1000 Series	6 – 7
2000 Series – Available Summer 2011	8 – 9
5000 Series	10 – 11
6000 Series	12 – 13
8000 Series	14 – 15
Balance™	21
Balance Ergo™	22
Big & Tall	17
Embrace Ergo™	25
N-dure™	26
Right Chair™	28 – 29
Rio™	30 – 31
Sahara™	32 – 33
Shark™	34 – 35
XSM™ – Extra Small	16

High Performance

1000 Series	6 – 7
2000 Series – Available Summer 2011	8 – 9
5000 Series	10 – 11
6000 Series	12 – 13
8000 Series	14 – 15
XSM™ – Extra Small	16
Big & Tall	17

Industrial/Healthcare

AbChair®	38 – 39
Adapta™	40 – 41
Geo™	42
Graphite™	43
Stratus™ Upholstered	44 – 45
Stratus™ Urethane	46 – 47

Intensive Use

Big & Tall	17
N-dure™	26

Guest Seating

Balance Guest™	36
Dice™	36
Embrace Guest™	37
N-side™	37

Stools

1000 Series	6 – 7
2000 Series – Available Summer 2011	8 – 9
5000 Series	10 – 11
6000 Series	12 – 13
8000 Series	14 – 15
AbChair®	38 – 39
Adapta™	40 – 41
Balance™	21
Balance Ergo™	22
Big & Tall	17
Geo™	42
Graphite™	43
N-dure™	26
N-side™	37
Right Chair™	28 – 29
Rio™	30 – 31
Sahara™	32 – 33
Shark™	34 – 35
Stratus™ Upholstered	44 – 45
Stratus™ Urethane	46 – 47
XSM™ – Extra Small	16

Chairs by Alphabetical Order

1000 Series	6 – 7
2000 Series – Available Summer 2011	8 – 9
5000 Series	10 – 11
6000 Series	12 – 13
8000 Series	14 – 15
AbChair®	38 – 39
Adapta™	40 – 41
Balance™	21
Balance Ergo™	22
Balance Guest™	36
Big & Tall	17
Classic™	23
Dice™	36
Embrace™	24
Embrace Ergo™	25
Embrace Guest™	37
Geo™	42
Graphite™	43
N-dure™	26
N-side™	37
NV™	27
Right Chair™	28 – 29
Rio™	30 – 31
Sahara™	32 – 33
Shark™	34 – 35
Stratus™ Upholstered	44 – 45
Stratus™ Urethane	46 – 47
XSM™ – Extra Small	16

Chair Uses Matrix



Balance Ergo™



Balance™



Classic™



1000 Series



2000 Series



5000 Series



6000 Series



8000 Series



Balance Guest™



Big & Tall



Classic Guest™



Dice™

High Performance



Work/Task



Executive



Conference



Guest



Stools



Intensive Use

A

A

A

A

A

A



A

A

✓ Standard

A Available Through Upgrade



Available only with N-step™ or NeXtep®

Ordering

All orders must be faxed, e-mailed or mailed. Orders must have a contact name and phone number. Orders may not be cancelled without written consent of the corporate office.

Orders should be sent to:

Neutral Posture, Inc.
3904 N. Texas Avenue
Bryan, TX 77803
979.778.0502 (Press 2)
979.778.0408 FAX
E-mail: OrderEntry@NeutralPosture.com

When an order is received, it is assigned a scheduled ship date. That date is shown on the customer's acknowledgment. Request for changes or cancellations should be made through the Customer Service Department immediately. Any change or cancellation is subject to a 30% fee. All standard discount orders are F.O.B. destination within the forty-eight (48) contiguous states and District of Columbia. For orders shipping outside the forty-eight (48) contiguous states, customer pays shipping from port of embarkation to destination and order will be shipped "best way". Standard lead time is 3-4 weeks, 5 day Quick Ship lead time is five (5) days. Customer will incur additional charges if they choose to specify freight carrier.

Terms and Conditions

For all non-rated or new accounts, payment terms are C.I.A. until credit has been approved or rated. Please send full credit information and references and allow time for Credit Department approval.

For all established accounts, payment is due within thirty (30) days from the invoice date. Neutral Posture (NP) reserves the right to change or cancel the terms of sale based on volume, credit rating and/or credit information. Prepayment, whole or in part, may be requested at any time at the discretion of the factory.

Past due accounts are subject to a 1.5% late charge, or maximum amount permitted under local law, for each thirty (30) days the outstanding balance remains open after the due date. Withholding of payments based on the carrier damages, shortages or other disputes is illegal and subject to charges.

Prices

Prices are subject to change without notice. Prices in effect at time of shipment prevails in the event of a discrepancy.

Freight Damage

Upon receipt of shipment, check delivery for shortages or signs of damage. If a problem is discovered, bring it to the driver's attention immediately. Clearly note any damage or shortage on the freight receipt before signing it. The more precise your notation, the easier the claim can be resolved. NP's responsibility ceases when the receiver signs the freight delivery receipt as received in good condition. Shipping claims must be made within thirty (30) days of shipment delivery.

Warranty Claims

Repair or replacement of defective parts under warranty will be made through NP at no cost to the customer, except for labor. Freight for products and parts covered under warranty will be covered for the forty-eight (48) contiguous states and the District of Columbia with the method of shipping at Neutral Posture's discretion. All claims must include the product serial number. NP will have no warranty obligation if the product is subjected to abuse, alteration, misuse or negligence, or if the user fails to perform the proper maintenance service for the product.

Factory Assembly Service

Neutral Posture's standard packaging is knocked down, boxed. We offer fully assembled, boxed by customer request. To order fully assembled products please indicate "Ship Fully Assembled" on your purchase order. A charge of \$75 NET per chair will be added to your order for this service and billed by NP invoice. Any additional freight services requested by the customer are the responsibility of the customer and will be invoiced accordingly.

Shipping

Due to the nature of some products, freight shipping is required. In these instances, additional delivery charges will be the responsibility of the customer. Customers will be notified upon ordering of shipping requirements and given the option to add any of the below delivery options for the cost listed.

Freight Charges

Inside Delivery/PU – <i>per shipment</i>	\$50
Liftgate Required – <i>per shipment</i>	\$30
Limited Access Delivery – <i>per chair</i>	\$45
Notification/CBD – <i>per shipment</i>	\$35
Residential Delivery – <i>per chair</i>	\$50
Ship Fully Assembled – <i>per chair</i>	\$75

Lifetime Single Shift Warranty

Effective January 2007

Neutral Posture, Inc. (NP) warrants all Neutral Posture® Seating and Accessories to be free from defects in workmanship and materials under normal use for the product's lifetime. Normal use is defined as wear which occurs in an office environment during the course of a normal single-shift usage workday (8 hours per day/5 days per week).

This lifetime warranty shall be for all lines and components except as noted: accessories, chair controls, arms and plastic components are warranted for ten (10) years; inflatable lumbar is covered for five (5) years; fabric is warranted for three (3) years. The fabric warranty does not include leather, Ultraleather™, NovaSuede®, UltraSuede®, Finesse® or COM and COL.

NP's warranty obligation is limited to the replacement or repair, at NP's option, of defective products which have been reported by the original purchaser to be defective in workmanship or material and which are found to be so by NP upon inspection. Defective products shall be returned at the discretion of the corporate office, and all returns must be authorized in advance. NP will assume no responsibility for any labor charges unless agreed to in writing by NP's corporate office.

Freight for products and parts covered under warranty will be covered for the forty-eight (48) contiguous states and the District of Columbia with the method of shipping at Neutral Posture's discretion.

The user shall be responsible for all maintenance service, which includes: lubricating and cleaning of the product, assembly, adjustment and performing operation checks.

NP will have no warranty obligation if the product is subjected to abuse, alteration, misuse, negligence or accident or if the user fails to perform the maintenance service referred to above.

The warranty printed above is the only warranty applicable to these products. All other warranties expressed or limited, including but not limited to the implied warranties of merchantability and fitness for a particular purpose are disclaimed.

Continuous-shift/ Intensive-use Warranty

Effective January 2007

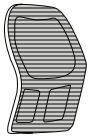
Certain Neutral Posture seating models, such as the N-dure™ and Big & Tall Series, come standard with the benefits of the following continuous-shift warranty. Other Neutral Posture products may be warranted for continuous-shift use through the purchase of the continuous-shift warranty (\$121.80). The continuous-shift warranty covers all components of the chair for a period of five (5) years from the date of purchase except for upholstery and inflatable lumbar. Only upholstery with a double rub rating of over 1M is warranted for the complete 5-year period. Neutral Posture products not subject to the terms of our continuous-shift warranty, but used in such an environment (exceeding 8 hours per day/5 days per week), are to be free from defects in workmanship and materials for a period of two (2) years. Neutral Posture shall have no warranty obligation if the product is subjected to abuse, alteration, misuse, negligence or accident or if the user fails to perform the maintenance service for the product. All other terms and conditions of our lifetime single-shift warranty apply.

Availability:

Big & Tall Series	No Charge
N-dure™	No Charge
All other chairs	\$121.80 Upcharge

(Always confirm pricing/availability with manufacturer)

Back Options



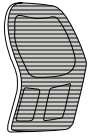
1 Back (1)

- Mesh mid back
- Independent lumbar adjustment
- Easily converts to an upholstered back with optional skin



6 Back (6)

- High back with minimal lateral contour
- Excellent upper and lower back support with inflatable lumbar
- Tallest, widest backrest. Good choice for large users



2 Back (2) - Available Summer 2011

- Height adjustable mesh mid back
- Independent lumbar adjustment
- Easily converts to an upholstered back with optional skin



8 Back (8)

- High back with moderate lateral contour
- Exceptional upper and lower back support with inflatable lumbar
- Top seller. Excellent choice for all applications



5 Back (5)

- Mid back design with minimal lateral contour
- Excellent lower back support with inflatable lumbar
- Smaller profile. Good choice for tight areas

Seat Options



Medium Seat, Minimal Contour (5)

- Top selling seat design
- 3" thick foam eliminates "bottoming out"
- Fits widest range of population



Large Seat, Minimal Contour (8)

- Large dimension accommodates larger users
- 3" thick foam eliminates "bottoming out"



Medium Seat, Moderate Contour (6)

- Top selling contoured seat design
- 3" thick foam and increased surface contact minimize seated pressure
- Arm post notches reduce armrest width by 2"



Large Seat, Deep Contour (9)

- Largest contoured seat design for larger users
- Designed to support forward tilt (i.e. neutral posture)
- Maximizes surface contact to disperse seated pressure



Medium Seat, Deep Contour (7)

- Most contoured seat design
- Designed to support forward tilt (i.e. neutral posture)
- Maximizes surface contact to disperse seated pressure

Headrest Options



Headrest (H1)

- Height
- Depth



Neckrest (H2)

- w/memory foam
- Height



Headrest (H3)

- w/depth extension
- Height
- Depth



Dual Pivot Headrest (H4)

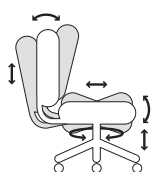
- Height
- 2 Pivot Points



Dual Pivot Headrest (H5)

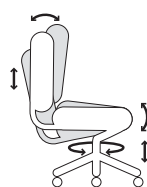
- Clamps on to Mesh Back
- Height
- 2 Pivot Points

Mechanism Options



Multi-function (0)

- Center Pivot
- Swivel 360°
- Pneumatic Seat Height
- Back Height
(Not available on 1000 Series)
- Seat Angle
- Seat Tension
- Independent Back Angle
- Forward Tilt-stop
- Seat Slider



Knee-tilt (3)

- Front Pivot
- Swivel 360°
- Pneumatic Seat Height
- Back Height
- Seat Angle
- Seat Tension
- Independent Back Angle
- Seat Slider *(5 seat only)*

Arm Options



5-way Adjustable (0)

- Height, width, depth and pivot adjustable from seated position
- 24 positive-lock angle positions in 360° range
- Arm pads slide inward to reduce width
- Arm pads slide fore/aft allowing closest access to work



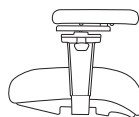
Oversized Fabric/Leather Arm Pads (7)

- Height, width and pivot adjustable
- Oversized, padded arm pads provide large extra soft surface
- 22 positive-lock angle positions in 360° range
- 180° rotation alternates long/short end positioning for access to work



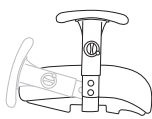
360° Swivel w/Oversized Urethane (3)

- Height, width and pivot adjustable
- Oversized arm pads provide large, soft surface
- 22 positive-lock angle positions in 360° range
- 180° rotation alternates long/short end positioning for access to work



Friction Tracker (8)

- Pivots on two axes for the largest depth range possible
- Provides the widest range of positioning fore, aft, inward and outward
- Oversized, padded and upholstered arm pads provide large extra soft surface



Swing (4)

- Unique design swings arm down and out of the way
- Height, width and swing-down adjustable
- Excellent for multi-user applications where not all want armrests



Ball Bearing Tracker (9)

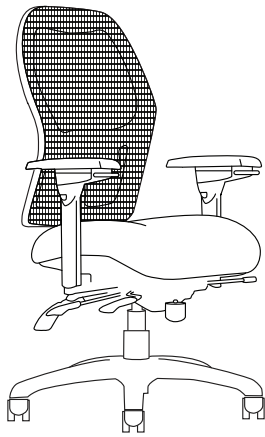
- Unique design supports the arm "in-task" through full range of motion
- Forearm cuff comfortably supports user's arm weight off wrist and elbow
- Not recommend for general use; exceptional for arm movement intensive tasks



Oversized Black Vinyl Arm Pads (6)

- Height, width and pivot adjustable
- Oversized, padded arm pads provide large extra soft surface
- 22 positive-lock angle positions in 360° range
- 180° rotation alternates long/short end positioning for access to work

1000 Series



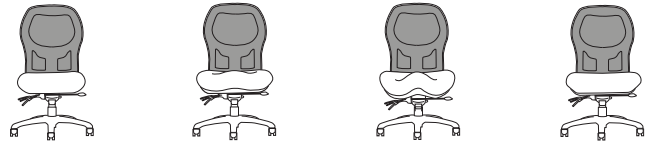
Features

- High performance mesh backrest
- Independent lumbar
- Generous foam for optimal comfort
- Convert mesh back to upholstered w/optional skin

Adjustments

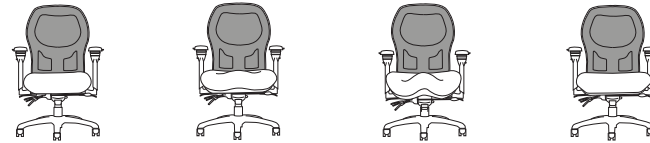
1. Lumbar Height
2. Back Angle
3. Seat Height
4. Seat Angle
5. Seat Tilt Tension
6. Forward Tilt-stop
7. Seat Slider (Depth)
8. Arm Post Width
9. Arm Height
10. Arm Pad Width
11. Arm Pad Fore/Aft
12. Arm Pad 360° Angle
13. Headrest Depth – *Optional*
14. Headrest Height – *Optional*
15. Headrest Angle – *Optional*

Multi-function



	NPS1550	NPS1650	NPS1750	NPS1850
Grade 1	\$441.00	\$468.30	\$472.50	\$472.50
Grade 2	\$462.00	\$489.30	\$493.50	\$493.50
Grade 3	\$483.00	\$510.30	\$514.50	\$514.50
Grade 4	\$504.00	\$531.30	\$535.50	\$535.50
Grade 5	\$567.00	\$594.30	\$598.50	\$598.50
Grade 6	\$735.00	\$762.30	\$766.50	\$766.50

QS



	NPS1500	NPS1600	NPS1700	NPS1800
Grade 1	\$499.80	\$527.10	\$531.30	\$531.30
Grade 2	\$520.80	\$548.10	\$552.30	\$552.30
Grade 3	\$541.80	\$569.10	\$573.30	\$573.30
Grade 4	\$562.80	\$590.10	\$594.30	\$594.30
Grade 5	\$625.80	\$653.10	\$657.30	\$657.30
Grade 6	\$793.80	\$821.10	\$825.30	\$825.30

QS

Chair (H x W x D)	42 x 26 x 26	42 x 26 x 26	42 x 27 x 26	42 x 27 x 26
Box (H x W x D)	28 x 26 x 24	28 x 26 x 24	28 x 26 x 24	28 x 26 x 24
Chair Weight	54 lbs.	60 lbs.	61 lbs.	61 lbs.
Seat Width	21	23	23	23
Seat Height	17 – 21	17 – 21	17 – 21	17 – 21
Seat Depth	17 – 19	18 – 20	18 – 20	19 – 21
Seat Angle	F 5° – R 15°	F 5° – R 10°	F 5° – R 10°	F 8° – R 14°
Back Width	20	20	20	20
Back Height	22.5	22	22	22.5
Back Angle	95° – 115°	95° – 115°	95° – 115°	95° – 110°
Lumbar Range	3	3	3	3
Arm Height	7 – 11	7 – 11	7 – 11	7 – 11
Arm Width	15.5 – 22.5	15.5 – 22.5	17.5 – 22.5	18.5 – 22.5
Base Diameter	26	26	26	26

How to Specify

Series Code

NPS Neutral Posture® Series

NPS

Back

1 Mesh Mid Back
Not Height Adjustable

1

Select a Seat

- 5** Medium Seat, Minimal Contour
- 6** Medium Seat, Moderate Contour
- 7** Medium Seat, Deep Contour
- 8** Large Seat, Minimal Contour

5

Select an Arm – add to armless

page <OV>

- 0** 5-way Adjustable \$58.80
- 3** 360° Swivel w/Oversized Urethane \$90.30
- 4** Swing \$151.20
- 5** No Arms \$0.00
- 6** Oversized Black Vinyl Arm Pads \$153.30
- 7** Oversized Fabric/Leather Arm Pads \$170.10
- 8** Friction Tracker \$235.20
- 9** Ball Bearing Tracker \$235.20

0

Select a Chair Mech

page 5

0 Multi-function

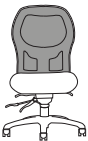

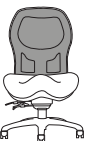
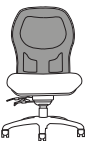


3 Knee-tilt







0

Knee-tilt

			
NPS1553	NPS1653	NPS1753	NPS1853
\$474.60	\$468.30	\$472.50	\$472.50
\$495.60	\$489.30	\$493.50	\$493.50
\$516.60	\$510.30	\$514.50	\$514.50
\$537.60	\$531.30	\$535.50	\$535.50
\$600.60	\$594.30	\$598.50	\$598.50
\$768.60	\$762.30	\$766.50	\$766.50

- Grade 1
- Grade 2
- Grade 3
- Grade 4
- Grade 5
- Grade 6



			
NPS1503	NPS1603	NPS1703	NPS1803
\$533.40	\$527.10	\$531.30	\$531.30
\$554.40	\$548.10	\$552.30	\$552.30
\$575.40	\$569.10	\$573.30	\$573.30
\$596.40	\$590.10	\$594.30	\$594.30
\$659.40	\$653.10	\$657.30	\$657.30
\$827.40	\$821.10	\$825.30	\$825.30

- Grade 1
- Grade 2
- Grade 3
- Grade 4
- Grade 5
- Grade 6



42 x 26 x 26	42 x 26 x 26	42 x 27 x 26	42 x 27 x 26
28 x 26 x 24	28 x 26 x 24	28 x 26 x 24	28 x 26 x 24
54 lbs.	60 lbs.	61 lbs.	61 lbs.
21	23	23	23
17 - 21	17 - 21	17 - 21	17 - 21
15 - 17	NA	NA	NA
F 2° - R 20°	F 5° - R 15°	F 5° - R 15°	F 9° - R 15°
20	20	20	20
NA	NA	NA	NA
95° - 115°	95° - 115°	95° - 115°	95° - 110°
3	3	3	3
7 - 11	7 - 11	7 - 11	7 - 11
15.5 - 22.5	15.5 - 22.5	17.5 - 22.5	18.5 - 22.5
26	26	26	26

- Chair (H x W x D)
- Box (H x W x D)
- Chair Weight
- Seat Width
- Seat Height
- Seat Depth
- Seat Angle
- Back Width
- Back Height
- Back Angle
- Lumbar Range
- Arm Height
- Arm Width
- Base Diameter

Add Option Codes after base model number NPS1500 - _ - _ - _

Standard Features — Multi-function

- C0** Carpet Casters
- B0** 26" Black Base
- L2** 4" Cylinder

Standard Features — Knee-Tilt

- C0** Carpet Casters
- B0** 26" Black Base
- L1** 3" Cylinder

General

- F** Fring™ Footrest \$21.00
Only available on (B0)
- N** N-dulgent® Memory Foam \$73.50

Casters/Glides

- C0** Carpet Casters \$0.00
- C1** Hard Floor Casters \$10.50
- C2** Glides \$10.50
- C3** Hard Floor Brake/In \$77.70
- C4** Hard Floor Brake/Out \$25.20
- C8** Chrome Carpet Casters \$37.80
- C9** Chrome Hard Floor Casters \$42.00

Bases

- B0** 26" Black \$0.00
- B6** 26" Polished Aluminum \$58.80
- B8** 27" Brushed Aluminum \$58.80
Comes standard with 3" Cylinder (L1)
- B12** 28" Black \$46.20

Cylinders

- L1** 3" Cylinder \$0.00
- L2** 4" Cylinder \$0.00
- L3** 5" Cylinder \$0.00
- L14** 7" Cylinder \$69.30
Includes (B12) base

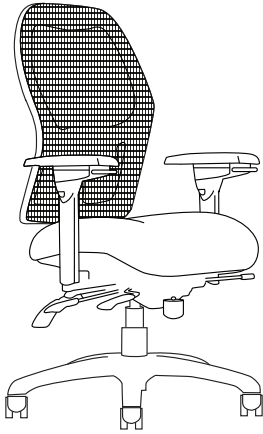
Headrests

- HE** Headrest - Black Vinyl \$25.20
Height only
- H5** Dual Pivot Headrest \$117.60
Clamps on to Mesh Back

Stool Options

- R8** NeXtep® 8" with Casters \$77.70
Not available on (L1) or (L2)
- R10** NeXtep® 10" H-leg with Casters \$77.70
Only available on (L4) or (L5)
- R18** NeXtep® Combo 8"/10" w/Casters \$123.90
Not available on (L1) or (L2)

2000 Series – Available Summer 2011
Not available on GSA contract



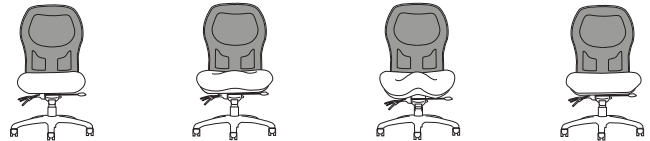
Features

- Height adjustable mesh backrest
- Independent lumbar
- Generous foam for optimal comfort
- Convert mesh back to upholstered w/optional skin

Adjustments

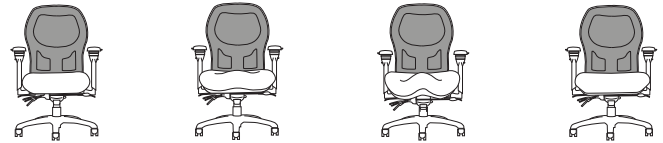
1. Lumbar Height
2. Back Height
3. Back Angle
4. Seat Height
5. Seat Angle
6. Seat Tilt Tension
7. Forward Tilt-stop
8. Seat Slider (Depth)
9. Arm Post Width
10. Arm Height
11. Arm Pad Width
12. Arm Pad Fore/Aft
13. Arm Pad 360° Angle
14. Headrest Depth – *Optional*
15. Headrest Height – *Optional*
16. Headrest Angle – *Optional*

Multi-function



	NPS2550	NPS2650	NPS2750	NPS2850
Grade 1	\$514.50	\$541.80	\$546.00	\$546.00
Grade 2	\$535.50	\$562.80	\$567.00	\$567.00
Grade 3	\$556.50	\$583.80	\$588.00	\$588.00
Grade 4	\$577.50	\$604.80	\$609.00	\$609.00
Grade 5	\$640.50	\$667.80	\$672.00	\$672.00
Grade 6	\$808.50	\$835.80	\$840.00	\$840.00

QS



	NPS2500	NPS2600	NPS2700	NPS2800
Grade 1	\$573.30	\$600.60	\$604.80	\$604.80
Grade 2	\$594.30	\$621.60	\$625.80	\$625.80
Grade 3	\$615.30	\$642.60	\$646.80	\$646.80
Grade 4	\$636.30	\$663.60	\$667.80	\$667.80
Grade 5	\$699.30	\$726.60	\$730.80	\$730.80
Grade 6	\$867.30	\$894.60	\$898.80	\$898.80

QS

Chair (H x W x D)	42 x 26 x 26	42 x 26 x 26	42 x 27 x 26	42 x 27 x 26
Box (H x W x D)	28 x 26 x 24	28 x 26 x 24	28 x 26 x 24	28 x 26 x 24
Chair Weight	54 lbs.	60 lbs.	61 lbs.	61 lbs.
Seat Width	21	23	23	23
Seat Height	17 – 21	17 – 21	17 – 21	17 – 21
Seat Depth	17 – 19	18 – 20	18 – 20	19 – 21
Seat Angle	F 5° – R 15°	F 5° – R 10°	F 5° – R 10°	F 8° – R 14°
Back Width	20	20	20	20
Back Height	22 – 26	21 – 25	21 – 25	22 – 26
Back Angle	95° – 115°	95° – 115°	95° – 115°	95° – 110°
Lumbar Range	7	7	7	7
Arm Height	7 – 11	7 – 11	7 – 11	7 – 11
Arm Width	15.5 – 22.5	15.5 – 22.5	17.5 – 22.5	18.5 – 22.5
Base Diameter	26	26	26	26

How to Specify

Series Code

NPS Neutral Posture® Series

Back

2 Mesh Mid Back

Select a Seat

- 5 Medium Seat, Minimal Contour
- 6 Medium Seat, Moderate Contour
- 7 Medium Seat, Deep Contour
- 8 Large Seat, Minimal Contour

Select an Arm – add to armless

page <OV>

- 0 5-way Adjustable \$58.80
- 3 360° Swivel w/Oversized Urethane \$90.30
- 4 Swing \$151.20
- 5 No Arms \$0.00
- 6 Oversized Black Vinyl Arm Pads \$153.30
- 7 Oversized Fabric/Leather Arm Pads \$170.10
- 8 Friction Tracker \$235.20
- 9 Ball Bearing Tracker \$235.20

Select a Chair Mech

page 5

0 Multi-function



3 Knee-tilt



NPS

2

5

0

0

Knee-tilt

NPS2553	NPS2653	NPS2753	NPS2853
\$548.10	\$541.80	\$546.00	\$546.00
\$569.10	\$562.80	\$567.00	\$567.00
\$590.10	\$583.80	\$588.00	\$588.00
\$611.10	\$604.80	\$609.00	\$609.00
\$674.10	\$667.80	\$672.00	\$672.00
\$842.10	\$835.80	\$840.00	\$840.00

- Grade 1
- Grade 2
- Grade 3
- Grade 4
- Grade 5
- Grade 6

NPS2503	NPS2603	NPS2703	NPS2803
\$606.90	\$600.60	\$604.80	\$604.80
\$627.90	\$621.60	\$625.80	\$625.80
\$648.90	\$642.60	\$646.80	\$646.80
\$669.90	\$663.60	\$667.80	\$667.80
\$732.90	\$726.60	\$730.80	\$730.80
\$900.90	\$894.60	\$898.80	\$898.80

- Grade 1
- Grade 2
- Grade 3
- Grade 4
- Grade 5
- Grade 6

42 x 26 x 26	42 x 27 x 26	42 x 27 x 26	42 x 27 x 26
28 x 26 x 24	28 x 26 x 24	28 x 26 x 24	28 x 26 x 24
60 lbs.	61 lbs.	61 lbs.	61 lbs.
23	23	23	25
17 – 21	17 – 21	17 – 21	17 – 21
NA	NA	NA	NA
F 5° – R 15°	F 5° – R 15°	F 9° – R 15°	F 9° – R 17°
20	20	20	20
21 – 25	21 – 25	22 – 26	22 – 26
95° – 115°	95° – 115°	95° – 110°	95° – 105°
7	7	7	7
7 – 11	7 – 11	7 – 11	7 – 11
15.5 – 22.5	17.5 – 22.5	18.5 – 22.5	19.5 – 22.5
26	26	26	26

- Chair (H x W x D)
- Box (H x W x D)
- Chair Weight
- Seat Width
- Seat Height
- Seat Depth
- Seat Angle
- Back Width
- Back Height
- Back Angle
- Lumbar Range
- Arm Height
- Arm Width
- Base Diameter

Add Option Codes after base model number NPS2500 - _ _ - _ _

Standard Features — Multi-function

- C0** Carpet Casters
- B0** 26" Black Base
- L2** 4" Cylinder

Standard Features — Knee-Tilt

- C0** Carpet Casters
- B0** 26" Black Base
- L1** 3" Cylinder

General

- F** Fring™ Footrest \$21.00
Only available on (B0)
- N** N-dulgent® Memory Foam \$125

Casters/Glides

- C0** Carpet Casters \$0.00
- C1** Hard Floor Casters \$10.50
- C2** Glides \$10.50
- C3** Hard Floor Brake/In \$77.70
- C4** Hard Floor Brake/Out \$25.20
- C8** Chrome Carpet Casters \$37.80
- C9** Chrome Hard Floor Casters \$42.00

Bases

- B0** 26" Black \$0.00
- B6** 26" Polished Aluminum \$58.80
- B8** 27" Brushed Aluminum \$58.80
Comes standard with 3 Cylinder (L1)
- B12** 28" Black \$46.20

Cylinders

- L1** 3" Cylinder \$0.00
- L2** 4" Cylinder \$0.00
- L3** 5" Cylinder \$0.00
- L14** 7" Cylinder \$69.30
Includes (B12) base

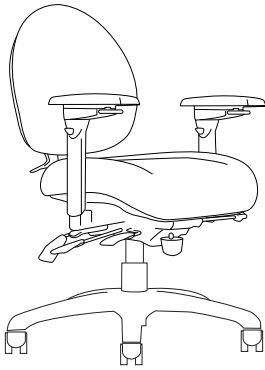
Headrests

- H5** Dual Pivot Headrest \$117.60
Clamps on to Mesh Back

Stool Options

- R8** NeXtep® 8" with Casters \$77.70
Not available on (L1) or (L2)
- R10** NeXtep® 10" H-leg with Casters \$77.70
Only available on (L4) or (L5)
- R18** NeXtep® Combo 8"/10" w/Casters \$123.90
Not available on (L1) or (L2)

5000 Series



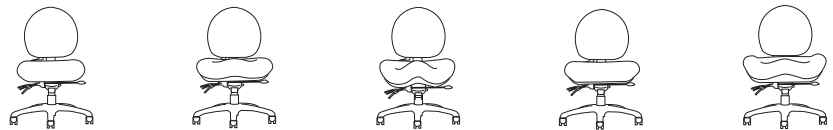
Features

- Mid back & contoured seat designs
- Passive weight dispersion design
- Generous foam for optimal comfort
- 5 seat options
- 8 arm options

Adjustments

1. Back Height
2. Inflatable Lumbar
3. Back Angle
4. Seat Height
5. Seat Angle
6. Seat Tilt Tension
7. Forward Tilt-stop
8. Seat Slider (Depth)
9. Arm Post Width
10. Arm Height
11. Arm Pad Width
12. Arm Pad Fore/Aft
13. Arm Pad 360° Angle

Multi-function



	NPS5550	NPS5650	NPS5750	NPS5850	NPS5950
Grade 1	\$459.90	\$487.20	\$491.40	\$491.40	\$506.10
Grade 2	\$480.90	\$508.20	\$512.40	\$512.40	\$527.10
Grade 3	\$501.90	\$529.20	\$533.40	\$533.40	\$548.10
Grade 4	\$522.90	\$550.20	\$554.40	\$554.40	\$569.10
Grade 5	\$585.90	\$613.20	\$617.40	\$617.40	\$632.10
Grade 6	\$753.90	\$781.20	\$785.40	\$785.40	\$800.10

QS

- Grade 1
- Grade 2
- Grade 3
- Grade 4
- Grade 5
- Grade 6



	NPS5500	NPS5600	NPS5700	NPS5800	NPS5900
Grade 1	\$518.70	\$546.00	\$550.20	\$550.20	\$564.90
Grade 2	\$539.70	\$567.00	\$571.20	\$571.20	\$585.90
Grade 3	\$560.70	\$588.00	\$592.20	\$592.20	\$606.90
Grade 4	\$581.70	\$609.00	\$613.20	\$613.20	\$627.90
Grade 5	\$644.70	\$672.00	\$676.20	\$676.20	\$690.90
Grade 6	\$812.70	\$840.00	\$844.20	\$844.20	\$858.90

QS

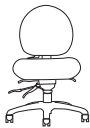




- Grade 1
- Grade 2
- Grade 3
- Grade 4
- Grade 5
- Grade 6

Chair (H x W x D)	38 x 26 x 26	38 x 26 x 26	38 x 27 x 26	38 x 27 x 26	38 x 27 x 26
Box (H x W x D)	28 x 26 x 24	28 x 26 x 24	28 x 26 x 24	28 x 26 x 24	28 x 26 x 24
Chair Weight	50 lbs.	54 lbs.	57 lbs.	57 lbs.	57 lbs.
Seat Width	21	23	23	23	25
Seat Height	17 – 21	17 – 21	17 – 21	17 – 21	17 – 21
Seat Depth	16 – 18	17 – 19	17 – 19	18 – 20	20 – 22
Seat Angle	F 5° – R 15°	F 5° – R 10°	F 5° – R 10°	F 8° – R 14°F	F 8° – R 14°F
Back Width	17	17	17	17	17
Back Height	17 – 21	16 – 20	16 – 20	17 – 21	17 – 21
Back Angle	102° – 118°	102° – 118°	102° – 118°	102° – 118°	102° – 118°
Lumbar Range	4	4	4	4	4
Arm Height	7 – 11	7 – 11	7 – 11	7 – 11	7 – 11
Arm Width	15.5 – 22.5	15.5 – 22.5	17.5 – 22.5	18.5 – 22.5	19.5 – 22.5
Base Diameter	26	26	26	26	26






How to Specify

Series Code	Back	Select a Seat	Select an Arm – add to armless page <OV>	Select a Chair Mech
NPS Neutral Posture® Series	5 Mid Back	<ul style="list-style-type: none"> 5 Medium Seat, Minimal Contour 6 Medium Seat, Moderate Contour 7 Medium Seat, Deep Contour 8 Large Seat, Minimal Contour 9 Large Seat, Deep Contour 	<ul style="list-style-type: none"> 0 5-way Adjustable \$58.80 3 360° Swivel w/Oversized Urethane \$90.30 4 Swing \$151.20 5 No Arms \$0.00 6 Oversized Black Vinyl Arm Pads \$153.30 7 Oversized Fabric/Leather Arm Pads \$170.10 8 Friction Tracker \$235.20 9 Ball Bearing Tracker \$235.20 	<ul style="list-style-type: none"> 0 Multi-function 3 Knee-tilt
NPS	5	5	0	0

Knee-tilt

				
NPS5553	NPS5653	NPS5753	NPS5853	NPS5953
\$493.50	\$487.20	\$491.40	\$491.40	\$506.10
\$514.50	\$508.20	\$512.40	\$512.40	\$527.10
\$535.50	\$529.20	\$533.40	\$533.40	\$548.10
\$556.50	\$550.20	\$554.40	\$554.40	\$569.10
\$619.50	\$613.20	\$617.40	\$617.40	\$632.10
\$787.50	\$781.20	\$785.40	\$785.40	\$800.10

- Grade 1
- Grade 2
- Grade 3
- Grade 4
- Grade 5
- Grade 6

				
NPS5503	NPS5603	NPS5703	NPS5803	NPS5903
\$552.30	\$546.00	\$550.20	\$550.20	\$564.90
\$573.30	\$567.00	\$571.20	\$571.20	\$585.90
\$594.30	\$588.00	\$592.20	\$592.20	\$606.90
\$615.30	\$609.00	\$613.20	\$613.20	\$627.90
\$678.30	\$672.00	\$676.20	\$676.20	\$690.90
\$846.30	\$840.00	\$844.20	\$844.20	\$858.90

- Grade 1
- Grade 2
- Grade 3
- Grade 4
- Grade 5
- Grade 6

38 x 26 x 26	38 x 26 x 26	38 x 27 x 26	38 x 27 x 26	38 x 27 x 26	Chair (H x W x D)
28 x 26 x 24	28 x 26 x 24	28 x 26 x 24	28 x 26 x 24	28 x 26 x 24	Box (H x W x D)
50 lbs.	54 lbs.	57 lbs.	57 lbs.	57 lbs.	Chair Weight
21	23	23	23	25	Seat Width
17 - 21	17 - 21	17 - 21	17 - 21	17 - 21	Seat Height
14 - 16	NA	NA	NA	NA	Seat Depth
F 2° - R 20°	F 9° - R 15°	F 9° - R 15°	F 9° - R 15°	F 9° - R 15°	Seat Angle
17	17	17	17	17	Back Width
17 - 21	16 - 20	16 - 20	17 - 21	17 - 21	Back Height
98° - 115°	104° - 120°	104° - 120°	104° - 120°	104° - 120°	Back Angle
4	4	4	4	4	Lumbar Range
7 - 11	7 - 11	7 - 11	7 - 11	7 - 11	Arm Height
15.5 - 22.5	15.5 - 22.5	17.5 - 22.5	18.5 - 22.5	19.5 - 22.5	Arm Width
26	26	26	26	26	Base Diameter

Add Option Codes after base model number NPS5500 - _ - _ - _

Standard Features — Multi-function

- C0 Carpet Casters
- B0 26" Black Base
- L2 4" Cylinder

Standard Features — Knee-tilt

- C0 Carpet Casters
- B0 26" Black Base
- L1 3" Cylinder

General

- A Thoracic Support \$33.60
- D1 No Inflatable Lumbar (\$21.00)
- F Fring™ Footrest \$21.00
Only available on (B0)
- N N-dulgent® Memory Foam \$73.50
- U Upholstered Back Outer \$56.70

Casters/Glides

- C0 Carpet Casters \$0.00
- C1 Hard Floor Casters \$10.50
- C2 Glides \$10.50
- C3 Hard Floor Brake/In \$77.70
- C4 Hard Floor Brake/Out \$25.20
- C8 Chrome Carpet Casters \$37.80
- C9 Chrome Hard Floor Casters \$42.00

Bases

- B0 26" Black \$0.00
- B6 26" Polished Aluminum \$58.80
- B8 27" Brushed Aluminum \$58.80
Comes standard with 3" Cylinder (L1)
- B12 28" Black \$46.20

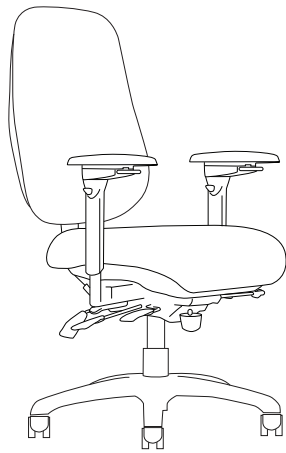
Cylinders

- L1 3" Cylinder \$0.00
- L2 4" Cylinder \$0.00
- L3 5" Cylinder \$0.00
- L4 8" Cylinder \$23.10
- L5 10" Cylinder \$23.10
- L7 7" Cylinder \$23.10

Stool Options

- R1 18" Black Plastic Footring \$25.20
Only available on (L4) or (L5)
- R2 20" Chrome Footring \$33.60
Only available on (L4) or (L5)
- R8 NeXtep® 8" with Casters \$77.70
Not available on (L1) or (L2)
- R10 NeXtep® 10" H-leg with Casters \$77.70
Only available on (L4) or (L5)
- R18 NeXtep® Combo 8"/10" w/Casters \$123.90
Not available on (L1) or (L2)

6000 Series



Features

- High back & contoured seat designs
- Passive weight dispersion design
- Generous foam for optimal comfort
- 5 seat options
- 8 arm options
- 4 headrest options

Adjustments

1. Back Height
2. Inflatable Lumbar
3. Back Angle
4. Seat Height
5. Seat Angle
6. Seat Tilt Tension
7. Forward Tilt-stop
8. Seat Slider (Depth)
9. Arm Post Width
10. Arm Height
11. Arm Pad Width
12. Arm Pad Fore/Aft
13. Arm Pad 360° Angle
14. Headrest Depth - *Optional*
15. Headrest Height - *Optional*
16. Headrest Angle - *Optional*

Multi-function

	NPS6550	NPS6650	NPS6750	NPS6850	NPS6950
Grade 1	\$535.50	\$562.80	\$567.00	\$567.00	\$581.70
Grade 2	\$556.50	\$583.80	\$588.00	\$588.00	\$602.70
Grade 3	\$577.50	\$604.80	\$609.00	\$609.00	\$623.70
Grade 4	\$598.50	\$625.80	\$630.00	\$630.00	\$644.70
Grade 5	\$661.50	\$688.80	\$693.00	\$693.00	\$707.70
Grade 6	\$829.50	\$856.80	\$861.00	\$861.00	\$875.70






	NPS6500	NPS6600	NPS6700	NPS6800	NPS6900
Grade 1	\$594.30	\$621.60	\$625.80	\$625.80	\$640.50
Grade 2	\$615.30	\$642.60	\$646.80	\$646.80	\$661.50
Grade 3	\$636.30	\$663.60	\$667.80	\$667.80	\$682.50
Grade 4	\$657.30	\$684.60	\$688.80	\$688.80	\$703.50
Grade 5	\$720.30	\$747.60	\$751.80	\$751.80	\$766.50
Grade 6	\$888.30	\$915.60	\$919.80	\$919.80	\$934.50

Chair (H x W x D)	43 x 26 x 26	43 x 26 x 26	43 x 27 x 26	43 x 27 x 26	43 x 27 x 26
Box (H x W x D)	28 x 26 x 24	28 x 26 x 24	28 x 26 x 24	28 x 26 x 24	28 x 26 x 24
Chair Weight	56 lbs.	60 lbs.	63 lbs.	63 lbs.	63 lbs.
Seat Width	21	23	23	23	25
Seat Height	17 – 21	17 – 21	17 – 21	17 – 21	17 – 21
Seat Depth	17 – 19	18 – 20	18 – 20	19 – 21	20 – 22
Seat Angle	F 5° – R 15°	F 5° – R 10°	F 5° – R 10°	F 8° – R 14°	F 8° – R 14°
Back Width	23	23	23	23	23
Back Height	23 – 27	22 – 26	22 – 26	23 – 27	23 – 27
Back Angle	95° – 115°	95° – 115°	95° – 115°	95° – 110°	95° – 105°
Lumbar Range	4	4	4	4	4
Arm Height	7 – 11	7 – 11	7 – 11	7 – 11	7 – 11
Arm Width	15.5 – 22.5	15.5 – 22.5	17.5 – 22.5	18.5 – 22.5	19.5 – 22.5
Base Diameter	26	26	26	26	26






How to Specify

Series Code	Back	Select a Seat	Select an Arm – add to armless	page <OV>	Select a Chair Mech	page 5
NPS Neutral Posture® Series	6 High Back	5 Medium Seat, Minimal Contour 6 Medium Seat, Moderate Contour 7 Medium Seat, Deep Contour 8 Large Seat, Minimal Contour 9 Large Seat, Deep Contour	0 5-way Adjustable \$58.80 3 360° Swivel w/Oversized Urethane \$90.30 4 Swing \$151.20 5 No Arms \$0.00 6 Oversized Black Vinyl Arm Pads \$153.30 7 Oversized Fabric/Leather Arm Pads \$170.10 8 Friction Tracker \$235.20 9 Ball Bearing Tracker \$235.20		0 Multi-function 3 Knee-tilt	
NPS	6	8	0		0	

Knee-tilt

				
NPS6553	NPS6653	NPS6753	NPS6853	NPS6953
\$569.10	\$562.80	\$567.00	\$567.00	\$581.70
\$590.10	\$583.80	\$588.00	\$588.00	\$602.70
\$611.10	\$604.80	\$609.00	\$609.00	\$623.70
\$632.10	\$625.80	\$630.00	\$630.00	\$644.70
\$695.10	\$688.80	\$693.00	\$693.00	\$707.70
\$863.10	\$856.80	\$861.00	\$861.00	\$875.70

- Grade 1
- Grade 2
- Grade 3
- Grade 4
- Grade 5
- Grade 6

				
NPS6503	NPS6603	NPS6703	NPS6803	NPS6903
\$627.90	\$621.60	\$625.80	\$625.80	\$640.50
\$648.90	\$642.60	\$646.80	\$646.80	\$661.50
\$669.90	\$663.60	\$667.80	\$667.80	\$682.50
\$690.90	\$684.60	\$688.80	\$688.80	\$703.50
\$753.90	\$747.60	\$751.80	\$751.80	\$766.50
\$921.90	\$915.60	\$919.80	\$919.80	\$934.50

- Grade 1
- Grade 2
- Grade 3
- Grade 4
- Grade 5
- Grade 6

43 x 26 x 26	43 x 26 x 26	43 x 27 x 26	43 x 27 x 26	43 x 27 x 26	Chair (H x W x D)
28 x 26 x 24	28 x 26 x 24	28 x 26 x 24	28 x 26 x 24	28 x 26 x 24	Box (H x W x D)
56 lbs.	60 lbs.	63 lbs.	63 lbs.	63 lbs.	Chair Weight
21	23	23	23	25	Seat Width
17 - 21	17 - 21	17 - 21	17 - 21	17 - 21	Seat Height
15 - 17	NA	NA	NA	NA	Seat Depth
F 2° - R 20°	F 5° - R 15°	F 5° - R 15°	F 5° - R 15°	F 9° - R 17°	Seat Angle
23	23	23	23	23	Back Width
23 - 27	22 - 26	22 - 26	23 - 27	23 - 27	Back Height
95° - 115°	95° - 115°	95° - 115°	95° - 110°	95° - 110°	Back Angle
4	4	4	4	4	Lumbar Range
7 - 11	7 - 11	7 - 11	7 - 11	7 - 11	Arm Height
15.5 - 22.5	15.5 - 22.5	17.5 - 22.5	18.5 - 22.5	19.5 - 22.5	Arm Width
26	26	26	26	26	Base Diameter

Add Option Codes after base model number NPS6800 - _ _ - _ _

Standard Features — Multi-function

- C0** Carpet Casters
- B0** 26" Black Base
- L2** 4" Cylinder

Standard Features — Knee-tilt

- C0** Carpet Casters
- B0** 26" Black Base
- L1** 3" Cylinder

General

- A** Thoracic Support \$33.60
- D1** No Inflatable Lumbar (\$21.00)
- F** Fring™ Footrest \$21.00
Only available on (B0)
- N** N-dulgent® Memory Foam \$73.50
- U** Upholstered Back Outer \$56.70
- PT** Pillow Top \$361.20
Only available on (8) seat, in Ultraleather™ or Leather

Casters/Glides

- C0** Carpet Casters \$0.00
- C1** Hard Floor Casters \$10.50
- C2** Glides \$10.50
- C3** Hard Floor Brake/In \$77.70
- C4** Hard Floor Brake/Out \$25.20
- C8** Chrome Carpet Casters \$37.80
- C9** Chrome Hard Floor Casters \$42.00

Bases

- B0** 26" Black \$0.00
- B6** 26" Polished Aluminum \$58.80
- B8** 27" Brushed Aluminum \$58.80
Comes standard with 3" Cylinder (L1)
- B12** 28" Black \$46.20

Cylinders

- L1** 3" Cylinder \$0.00
- L2** 4" Cylinder \$0.00
- L3** 5" Cylinder \$0.00
- L14** 7" Cylinder \$69.30
Includes (B12) base

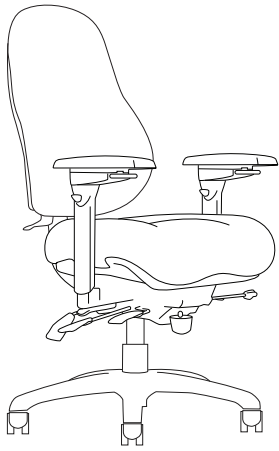
Headrests

- H1** Headrest \$117.60
- H2** Neckrest w/memory foam \$117.60
- H3** Headrest w/depth extension \$142.80
- H4** Dual Pivot Headrest \$117.60

Stool Options

- R8** NeXtep® 8" with Casters \$77.70
Not available on (L1) or (L2)
- R10** NeXtep® 10" H-leg with Casters \$77.70
Only available on (L4) or (L5)
- R18** NeXtep® Combo 8"/10" w/Casters \$123.90
Not available on (L1) or (L2)

8000 Series



Features

- High back & contoured seat designs
- Passive weight dispersion design
- Generous foam for optimal comfort
- 5 seat options
- 8 arm options
- 4 headrest options

Adjustments

1. Back Height
2. Inflatable Lumbar
3. Back Angle
4. Seat Height
5. Seat Angle
6. Seat Tilt Tension
7. Forward Tilt-stop
8. Seat Slider (Depth)
9. Arm Post Width
10. Arm Height
11. Arm Pad Width
12. Arm Pad Fore/Aft
13. Arm Pad 360° Angle
14. Headrest Depth – *Optional*
15. Headrest Height – *Optional*
16. Headrest Angle – *Optional*

Multi-function

	NPS8550	NPS8650	NPS8750	NPS8850	NPS8950
Grade 1	\$514.50	\$541.80	\$546.00	\$546.00	\$560.70
Grade 2	\$535.50	\$562.80	\$567.00	\$567.00	\$581.70
Grade 3	\$556.50	\$583.80	\$588.00	\$588.00	\$602.70
Grade 4	\$577.50	\$604.80	\$609.00	\$609.00	\$623.70
Grade 5	\$640.50	\$667.80	\$672.00	\$672.00	\$686.70
Grade 6	\$808.50	\$835.80	\$840.00	\$840.00	\$854.70



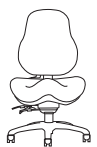


	NPS8500	NPS8600	NPS8700	NPS8800	NPS8900
Grade 1	\$573.30	\$600.60	\$604.80	\$604.80	\$619.50
Grade 2	\$594.30	\$621.60	\$625.80	\$625.80	\$640.50
Grade 3	\$615.30	\$642.60	\$646.80	\$646.80	\$661.50
Grade 4	\$636.30	\$663.60	\$667.80	\$667.80	\$682.50
Grade 5	\$699.30	\$726.60	\$730.80	\$730.80	\$745.50
Grade 6	\$867.30	\$894.60	\$898.80	\$898.80	\$913.50

Chair (H x W x D)	42 x 26 x 26	42 x 26 x 26	42 x 27 x 26	42 x 27 x 26	42 x 27 x 26
Box (H x W x D)	28 x 26 x 24	28 x 26 x 24	28 x 26 x 24	28 x 26 x 24	28 x 26 x 24
Chair Weight	54 lbs.	60 lbs.	61 lbs.	61 lbs.	61 lbs.
Seat Width	21	23	23	23	25
Seat Height	17 – 21	17 – 21	17 – 21	17 – 21	17 – 21
Seat Depth	17 – 19	18 – 20	18 – 20	19 – 21	20 – 22
Seat Angle	F 5° – R 15°	F 5° – R 10°	F 5° – R 10°	F 8° – R 14°	F 8° – R 14°
Back Width	20	20	20	20	20
Back Height	22 – 26	21 – 25	21 – 25	22 – 26	22 – 26
Back Angle	95° – 115°	95° – 115°	95° – 115°	95° – 110°	95° – 105°
Lumbar Range	4	4	4	4	4
Arm Height	7 – 11	7 – 11	7 – 11	7 – 11	7 – 11
Arm Width	15.5 – 22.5	15.5 – 22.5	17.5 – 22.5	18.5 – 22.5	19.5 – 22.5
Base Diameter	26	26	26	26	26


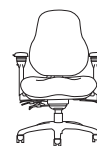
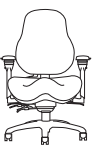


How to Specify

Series Code	Back	Select a Seat	Select an Arm – add to armless page <OV>	Select a Chair Mech page 5
NPS Neutral Posture® Series	8 High Back	5 Medium Seat, Minimal Contour 6 Medium Seat, Moderate Contour 7 Medium Seat, Deep Contour 8 Large Seat, Minimal Contour 9 Large Seat, Deep Contour	0 5-way Adjustable \$58.80 3 360° Swivel w/Oversized Urethane \$90.30 4 Swing \$151.20 5 No Arms \$0.00 6 Oversized Black Vinyl Arm Pads \$153.30 7 Oversized Fabric/Leather Arm Pads \$170.10 8 Friction Tracker \$235.20 9 Ball Bearing Tracker \$235.20	0 Multi-function 3 Knee-tilt
NPS	8	6	0	0

Knee-tilt

				
NPS8553	NPS8653	NPS8753	NPS8853	NPS8953
\$548.10	\$541.80	\$546.00	\$546.00	\$560.70
\$569.10	\$562.80	\$567.00	\$567.00	\$581.70
\$590.10	\$583.80	\$588.00	\$588.00	\$602.70
\$611.10	\$604.80	\$609.00	\$609.00	\$623.70
\$674.10	\$667.80	\$672.00	\$672.00	\$686.70
\$842.10	\$835.80	\$840.00	\$840.00	\$854.70

- Grade 1
- Grade 2
- Grade 3
- Grade 4
- Grade 5
- Grade 6

				
NPS8503	NPS8603	NPS8703	NPS8803	NPS8903
\$606.90	\$600.60	\$604.80	\$604.80	\$619.50
\$627.90	\$621.60	\$625.80	\$625.80	\$640.50
\$648.90	\$642.60	\$646.80	\$646.80	\$661.50
\$669.90	\$663.60	\$667.80	\$667.80	\$682.50
\$732.90	\$726.60	\$730.80	\$730.80	\$745.50
\$900.90	\$894.60	\$898.80	\$898.80	\$913.50

- Grade 1
- Grade 2
- Grade 3
- Grade 4
- Grade 5
- Grade 6

42 x 26 x 26	42 x 26 x 26	42 x 27 x 26	42 x 27 x 26	42 x 27 x 26	Chair (H x W x D)
28 x 26 x 24	28 x 26 x 24	28 x 26 x 24	28 x 26 x 24	28 x 26 x 24	Box (H x W x D)
54 lbs.	60 lbs.	61 lbs.	61 lbs.	61 lbs.	Chair Weight
21	23	23	23	25	Seat Width
17 - 21	17 - 21	17 - 21	17 - 21	17 - 21	Seat Height
15 - 17	NA	NA	NA	NA	Seat Depth
F 2° - R 20°	F 5° - R 15°	F 5° - R 15°	F 9° - R 15°	F 9° - R 17°	Seat Angle
20	20	20	20	20	Back Width
22 - 26	21 - 25	21 - 25	22 - 26	22 - 26	Back Height
95° - 115°	95° - 115°	95° - 115°	95° - 110°	95° - 105°	Back Angle
4	4	4	4	4	Lumbar Range
7 - 11	7 - 11	7 - 11	7 - 11	7 - 11	Arm Height
15.5 - 22.5	15.5 - 22.5	17.5 - 22.5	18.5 - 22.5	19.5 - 22.5	Arm Width
26	26	26	26	26	Base Diameter

Add Option Codes after base model number NPS8600 - _ _ - _ -

Standard Features — Multi-function

- C0** Carpet Casters
- B0** 26" Black Base
- L2** 4" Cylinder

Standard Features — Knee-tilt

- C0** Carpet Casters
- B0** 26" Black Base
- L1** 3" Cylinder

General

- A** Thoracic Support \$33.60
- D1** No Inflatable Lumbar (\$21.00)
- F** Fring™ Footrest Only available on (B0) \$21.00
- N** Ndulgent® Memory Foam \$73.50
- U** Upholstered Back Outer \$56.70

Casters/Glides

- C0** Carpet Casters \$0.00
- C1** Hard Floor Casters \$10.50
- C2** Glides \$10.50
- C3** Hard Floor Brake/In \$77.70
- C4** Hard Floor Brake/Out \$25.20
- C8** Chrome Carpet Casters \$37.80
- C9** Chrome Hard Floor Casters \$42.00

Bases

- B0** 26" Black \$0.00
- B6** 26" Polished Aluminum \$58.80
- B8** 27" Brushed Aluminum \$58.80 Comes standard with 3" Cylinder (L1)
- B12** 28" Black \$46.20

Cylinders

- L1** 3" Cylinder \$0.00
- L2** 4" Cylinder \$0.00
- L3** 5" Cylinder \$0.00
- L14** 7" Cylinder \$69.30 Includes (B12) base

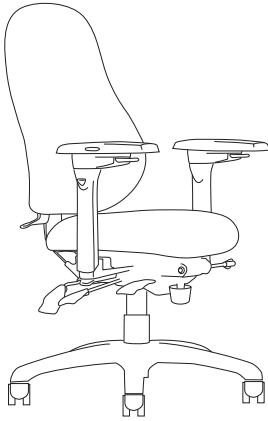
Headrests

- H1** Headrest \$117.60
- H2** Neckrest w/memory foam \$117.60
- H3** Headrest w/depth extension \$142.80
- H4** Dual Pivot Headrest \$117.60

Stool Options

- R8** NeXtep® 8" with Casters \$77.70 Not available on (L1) or (L2)
- R10** NeXtep® 10" H-leg with Casters \$77.70 Only available on (L4) or (L5)
- R18** NeXtep® Combo 8"/10" w/Casters \$123.90 Not available on (L1) or (L2)

XSM™
Extra Small



Adjustments

1. Back Height
2. Inflatable Lumbar
3. Back Angle
4. Seat Height
5. Seat Angle
6. Seat Tilt Tension
7. Forward Tilt-stop
8. Seat Slider (Depth)
9. Arm Post Width
10. Arm Height
11. Arm Pad Width
12. Arm Pad Fore/Aft
13. Arm Pad 360° Angle
14. Headrest Depth – *Optional*
15. Headrest Height – *Optional*
16. Headrest Angle – *Optional*



	XSM5350	XSM5300	XSM8350	XSM8300
Grade 1	\$487.20	\$546.00	\$541.80	\$600.60
Grade 2	\$508.20	\$567.00	\$562.80	\$621.60
Grade 3	\$529.20	\$588.00	\$583.80	\$642.60
Grade 4	\$550.20	\$609.00	\$604.80	\$663.60
Grade 5	\$613.20	\$672.00	\$667.80	\$726.60
Grade 6	\$781.20	\$840.00	\$835.80	\$894.60

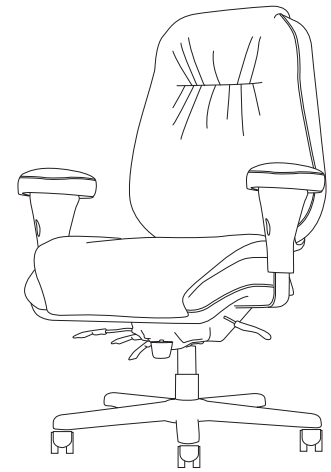
Chair (H x W x D)	34 x 26 x 26	34 x 26 x 26	38 x 26 x 26	38 x 26 x 26
Box (H x W x D)	28 x 26 x 24	28 x 26 x 24	28 x 26 x 24	28 x 26 x 24
Chair Weight	47 lbs.	47 lbs.	50 lbs.	50 lbs.
Seat Width	17	17	17	17
Seat Height	16 – 20	16 – 20	16 – 20	16 – 20
Seat Depth	17	17	17	17
Seat Angle	F 10° – R 14°	F 10° – R 14°	F 10° – R 14°	F 10° – R 14°
Back Width	17	17	20	20
Back Height	18 – 22	18 – 22	23 – 27	23 – 27
Back Angle	100° – 110°	100° – 110°	95° – 105°	95° – 105°
Lumbar Range	4	4	4	4
Arm Height	NA	6.5 – 10.5	NA	6.5 – 10.5
Arm Width	NA	13 – 17	NA	13 – 17
Base Diameter	26	26	26	26

How to Specify

Series Code	Select a Back	Select a Seat	Select an Arm – add to armless	page <OV>	Select a Chair Mech	page 5
XSM Extra Small	<p>5 Mid Back</p> <p>8 High Back</p>	<p>3 Petite Seat, Minimal Contour</p>	<p>0 5-way Adjustable \$58.80</p> <p>3 360° Swivel w/Oversized Urethane \$90.30</p> <p>5 No Arms \$0.00</p> <p>6 Oversized Black Vinyl Arm Pads \$153.30</p> <p>7 Oversized Fabric/Leather Arm Pads \$170.10</p>		<p>0 Multi-function</p>	
XSM	5	3	0		0	

Add Option Codes after base model number XSM5300 - - - -

Standard Features — Multi-function	Casters/Glides	Cylinders	Stool Options
C0 Carpet Casters	C0 Carpet Casters \$0.00	L1 3" Cylinder \$0.00	R1 18" Black Plastic Footring \$25.20 <i>Only available for Mid Back (5) on (L4) or (L5)</i>
B0 26" Black Base	C1 Hard Floor Casters \$10.50	L2 4" Cylinder \$0.00	R2 20" Chrome Footring \$33.60 <i>Only available for Mid Back (5) on (L4) or (L5)</i>
L2 4" Cylinder	C2 Glides \$10.50	L3 5" Cylinder \$0.00	R8 NeXtep® 8" with Casters \$77.70 <i>Not available on (L1) or (L2)</i>
General	C3 Hard Floor Brake/In \$77.70	L4 8" Cylinder \$23.10	R10 NeXtep® 10" H-leg with Casters \$77.70 <i>Only available on (L4) or (L5)</i>
A Thoracic Support \$33.60	C4 Hard Floor Brake/Out \$25.20	L5 10" Cylinder \$23.10	R18 NeXtep® Combo 8"/10" w/Casters \$123.90 <i>Not available on (L1) or (L2)</i>
D1 No Inflatable Lumbar (\$21.00)	C8 Chrome Carpet Casters \$37.80	L14 7" Cylinder \$69.30 <i>Includes (B12) base</i>	
F Fring™ Footrest \$21.00 <i>Only available on (B0)</i>	C9 Chrome Hard Floor Casters \$42.00	Headrests <i>(Only available on 8 Back)</i>	
N N-dulgent® Memory Foam \$73.50	Bases	H1 Headrest \$117.60	
U Upholstered Back Outer \$56.70	B0 26" Black \$0.00	H2 Neckrest w/memory foam \$117.60	
	B6 26" Polished Aluminum \$58.80	H3 Headrest w/depth extension \$142.80	
	B8 27" Brushed Aluminum \$58.80 <i>Comes standard with 3" Cylinder (L1)</i>	H4 Dual Pivot Headrest \$117.60	
	B12 28" Black \$46.20		



Shown with Optional Pillow Top (PT)

Features

- High back & contoured seat designs
- 24/7 Continuous Shift with 5-year Warranty
- 4 headrest options
- Optional leather pillow top

Adjustments

1. Back Height
2. Inflatable Lumbar
3. Back Angle
4. Seat Height
5. Seat Angle
6. Seat Tilt Tension
7. Seat Slider (Depth)
8. Arm Height
9. Headrest Depth - *Optional*
10. Headrest Height - *Optional*
11. Headrest Angle - *Optional*

BTC10100	BTC16800	BTC16900
\$903.00	\$903.00	\$917.70
\$924.00	\$924.00	\$938.70
\$945.00	\$945.00	\$959.70
\$966.00	\$966.00	\$980.70
\$1,029.00	\$1,029.00	\$1,043.70
\$1,197.00	\$1,197.00	\$1,211.70

- Grade 1
- Grade 2
- Grade 3
- Grade 4
- Grade 5
- Grade 6



	BTC10100	BTC16800	BTC16900	
44 x 35 x 28	43 x 33 x 28	43 x 33 x 28		Chair (H x W x D)
51 x 36 x 28	51 x 36 x 28	51 x 36 x 28		Box (H x W x D)
85 lbs.	78 lbs.	78 lbs.		Chair Weight
27	23	25		Seat Width
20 - 24	18 - 22	18 - 22		Seat Height
20 - 22	19 - 21	18 - 20		Seat Depth
F 0° - R 15°	F 0° - R 15°	F 0° - R 15°		Seat Angle
24	23	23		Back Width
24 - 28	23 - 27	23 - 27		Back Height
85° - 115°	85° - 115°	85° - 115°		Back Angle
4	4	4		Lumbar Range
9 - 12	9 - 12	9 - 12		Arm Height
23	21	22		Arm Width
28	28	28		Base Diameter

How to Specify

Series Code	Select a Back	Select a Seat	Select an Arm	Select a Chair Mech
BTC Big & Tall Series	16 High Back 10 Extra Large Back	1 Extra Large Seat, Minimal Contour 8 Large Seat, Minimal Contour 9 Large Seat, Deep Contour	0 Oversized Padded Arms \$0.00 1 Urethane Arm Pads (\$21.00)	0 Multi-function
BTC	10	1	0	0

Add Option Codes after base model number BTC10100 - - - - -

Standard Features — Multi-function	Casters/Glides	Cylinders	Headrests
C0 Carpet Casters	C0 Carpet Casters \$0.00	L1 3" Cylinder \$0.00	H1 Headrest \$117.60
B14 28" Intensive-use Black Base	C1 Hard Floor Casters \$10.50	L2 4" Cylinder \$0.00	H2 Neckrest w/Memory Foam \$117.60
L2 4" Cylinder	C2 Glides \$10.50	L3 5" Cylinder \$0.00	H3 Headrest w/Depth Extension \$142.80
		L4 8" Cylinder \$23.10	H4 3-way Adjustable Headrest \$117.60
		L7 7" Cylinder \$23.10	
General			
A Thoracic Support \$33.60			
D1 No Inflatable Lumbar (\$21.00) <i>Only available on 16 back</i>			
N N-dulgent® Memory Foam \$52.50			
U Upholstered Back Outer \$56.70			
PT Pillow Top \$420.00 <i>Only available in Ultraleather™ or Leather</i>			

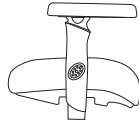
Arm Options



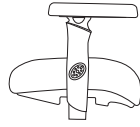
3" Adjustable
Height and width adjustable



3" Adjustable
Height and width adjustable



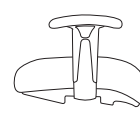
360° NP
Height, width and 360° arm pad rotation



360° NP Gel Pads
Height, width and 360° arm pad rotation



4" Adjustable
Height and width adjustable



4" Adjustable w/Pivot
Height, width and pivot adjustable



C Loop
Stylish open ended design



Chrome Loop
Fixed height with adjustable width

Multi-Purpose



Balance™



Balance™



Embrace™



Embrace Ergo™



Embrace Ergo™



Embrace Ergo™



Embrace Ergo™



N-dure™



Right Chair™



Rio™



Rio™



Rio™



Sahara™



Sahara™



Sahara™



Shark™



Shark™



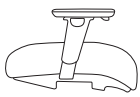
Shark™



Shark™



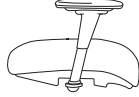
Shark™



Forward Sliding Gelthane Pad
Height, width and pivot adjustable



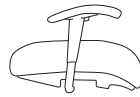
Lateral Sliding
5-way adjustable arm design



Lateral Sliding (Upholstered)
5-way adjustable arm design



Loop
Fixed height and width



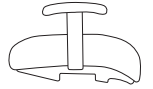
Pivoting Gelthane Chrome
Height, width and arm pads slide fore/aft



Polished Aluminum Loop
Stylish open ended design



Swing
Unique design swings arm out of the way



T Arms
Fixed arm with Urethane arm pads

Multi-Purpose



Balance™



Balance™



N-dure™



NV™



NV™



NV™



Right Chair™



Rio™



Rio™



Rio™



Sahara™



Sahara™



Sahara™



Shark™

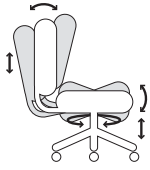


Shark™



Shark™

Chair Mechanism Options



Multi-tilt

- Swivel 360°
- Pneumatic Seat Height
- Seat Angle
- Seat Tilt Tension
- Independent Back Angle
- Forward Tilt-stop
- Optional Seat Slider



Embrace Ergo™



N-dure™



Right Chair™



Rio™



Sahara™



Shark™



Knee-tilt

- Swivel 360°
- Pneumatic Seat Height
- Seat Tilt Tension
- Seat and Back Tilt 1:1
- Rock or Lock Recline



Embrace™



Classic™



Forward Pivot Synchro

- Swivel 360°
- Pneumatic Seat Height
- Seat Angle
- Seat Tilt Tension
- Back to Seat Tilt, 2:1
- Back Angle
- Anti-kick Tilt-lock
- Optional Seat Slider



Balance™



NV™



Balance Ergo™



Synchro-tilt

- Swivel 360°
- Pneumatic Seat Height
- Back Height
- Seat Tilt Tension
- Back and Seat Tilt, 2:1
- Anti-kick Tilt-lock
- *Only Available on Right Chair™*
- Optional Seat Slider



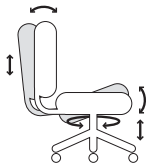
Sahara™



Shark™



Right Chair™

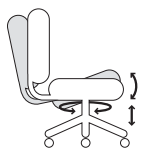


Deluxe-tilt

- Swivel 360°
- Pneumatic Seat Height
- Seat Angle
- Seat Tilt Tension
- Independent Back Angle
- Seat Slider



Rio™



Tilt-swivel

- Swivel 360°
- Pneumatic Seat Height
- Seat Tilt Tension
- Back to Seat Tilt 1:1



Balance™



Embrace™



Classic™

Tilt-swivel Forward Pivot Synchro



BAL5350	BAL5300	BAL5359	BAL5309
\$409.50	\$462.00	\$441.00	\$493.50
\$430.50	\$483.00	\$462.00	\$514.50
\$451.50	\$504.00	\$483.00	\$535.50
\$472.50	\$525.00	\$504.00	\$556.50
\$493.50	\$546.00	\$525.00	\$577.50
\$592.20	\$644.70	\$623.70	\$676.20
\$634.20	\$686.70	\$665.70	\$718.20

39 x 26 x 27	39 x 26 x 27	39 x 26 x 26	39 x 26 x 26
34 x 22 x 26	34 x 22 x 26	34 x 22 x 26	34 x 22 x 26
41 lbs.	41 lbs.	41 lbs.	41 lbs.
19	19	19	19
18 - 23	18 - 23	17 - 21	17 - 21
18	18	18 - 21	18 - 21
R 2° - R 20°	R 2° - R 20°	R 2° - R 10°	R 2° - R 10°
19	19	19	19
22	22	22	22
105° - 125°	105° - 125°	100° - 120°	100° - 120°
7 - 10	7 - 10	7 - 10	7 - 10
16 - 19	16 - 19	16 - 19	16 - 19
26	26	26	26

- Grade 1
- Grade 2
- Grade 3
- Grade 4 - (N-stead™)
- Grade 5 - (Black Natural)
- Grade 5 - (Ultraleather™)
- Grade 6 - (Madras Leather)



Shown with Optional Mesh Back (U2)

Features

- Mesh or upholstered back
- Passive weight dispersion design
- Generous foam for optimal comfort
- Matching guest chair



Adjustments

1. Back Angle
2. Seat Height
3. Seat Angle
4. Seat Tilt Tension
5. Arm Width
6. Arm Height
7. Arm Pad Fore/Aft
8. Seat Slider - *Optional*

- Chair (H x W x D)
- Box (H x W x D)
- Chair Weight
- Seat Width
- Seat Height
- Seat Depth
- Seat Angle
- Back Width
- Back Height
- Back Angle
- Arm Height
- Arm Width
- Base Diameter

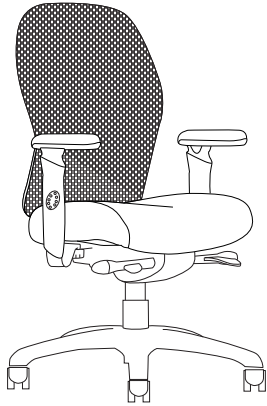
Multi-Purpose

How to Specify

Series Code	Back	Select a Seat	Select an Arm - add to armless <small>page 18 - 19</small>	Select a Chair Mech <small>page 20</small>
BAL Balance™	5 High Back	3 Large Seat	<ul style="list-style-type: none"> 0 Pivoting Gelthane Chrome \$52.50 1 Forward Sliding Gelthane Pad \$86.10 5 No Arms \$0.00 6 Loop \$31.50 7 Chrome Loop \$31.50 	<ul style="list-style-type: none"> 0 Tilt-swivel  9 Forward Pivot Synchro 
BAL	5	3	0	9

Add Option Codes after base model number BAL5309 - _ _ _ _

Standard Features — Tilt-swivel	General	Bases	Stool Options
<ul style="list-style-type: none"> C0 Carpet Casters B16 26" High Crown Black Base L3 5" Cylinder 	<ul style="list-style-type: none"> S Seat Slider \$33.60 <i>Only available on Forward Pivot Synchro Mech (9)</i> U2 Mesh Back \$0.00 	<ul style="list-style-type: none"> B15 26" High Crown Polished Aluminum \$23.10 B16 26" High Crown Black \$0.00 	<ul style="list-style-type: none"> R8 NeXtep® 8" with Casters \$77.70 <i>Not available on (L1) or (L2)</i> R10 NeXtep® 10" H-leg with Casters \$77.70 <i>Only available on (L4) or (L5)</i> R18 NeXtep® Combo 8"/10" w/Casters \$123.90 <i>Not available on (L1) or (L2)</i>
Standard Features — Forward Pivot Synchro	Casters/Glides	Cylinders	
<ul style="list-style-type: none"> C0 Carpet Casters B16 26" High Crown Black Base L2 4" Cylinder 	<ul style="list-style-type: none"> C0 Carpet Casters \$0.00 C1 Hard Floor Casters \$10.50 C2 Glides \$10.50 C8 Chrome Carpet Casters \$37.80 C9 Chrome Hard Floor Casters \$42.00 	<ul style="list-style-type: none"> L2 4" Cylinder \$0.00 L3 5" Cylinder \$0.00 L4 8" Cylinder \$23.10 L5 10" Cylinder \$23.10 	



Features

- High back
- Passive weight dispersion design
- Generous foam for optimal comfort
- Built-in lumbar

Adjustments

1. Lumbar Height
2. Back Angle
3. Seat Height
4. Seat Angle
5. Seat Tilt Tension
6. Forward Tilt-stop
7. Arm Width
8. Arm Height
9. Arm Pad 360° Angle
10. Seat Slider (Depth) – *Optional*

QS

- Grade 1** \$390.60
- Grade 2** \$411.60
- Grade 3** \$432.60
- (N-stead™)* – **Grade 4** \$453.60
- (Black Natural)* – **Grade 5** \$474.60
- (Ultraleather™)* – **Grade 5** \$573.30
- (Madras Leather™)* – **Grade 6** \$615.30

Forward Pivot Synchro



BAL4359



BAL4389



BAL7359
w/ Skin



BAL7389
w/ Skin

	BAL4359	BAL4389	BAL7359 w/ Skin	BAL7389 w/ Skin
Chair (H x W x D)	39 x 26 x 26	39 x 26 x 26	39 x 26 x 26	39 x 26 x 26
Box (H x W x D)	34 x 22 x 26	34 x 22 x 26	34 x 22 x 26	34 x 22 x 26
Chair Weight	41 lbs.	41 lbs.	41 lbs.	41 lbs.
Seat Width	19	19	19	19
Seat Height	17.5 – 22.5	17.5 – 22.5	17.5 – 22.5	17.5 – 22.5
Seat Depth	16.5 – 19.5	16.5 – 19.5	16.5 – 19.5	16.5 – 19.5
Seat Angle	R 4° – R 12°	R 4° – R 12°	R 4° – R 12°	R 4° – R 12°
Back Width	19.5	19.5	19.5	19.5
Back Height	22.5	22.5	22.5	22.5
Back Angle	100° – 120°	100° – 120°	100° – 120°	100° – 120°
Lumbar Range	6.5 – 9.5	6.5 – 9.5	6.5 – 9.5	6.5 – 9.5
Arm Height	NA	6.75 – 10.75	NA	6.75 – 10.75
Arm Width	NA	18 – 22	NA	18 – 22
Arm Depth	NA	3.75	NA	3.75
Base Diameter	26	26	26	26

How to Specify

Series Code	Back	Select a Seat	Select an Arm – add to armless <small>page 18 – 19</small>	Select a Chair Mech <small>page 20</small>
BAL Balance Ergo™	4 Mid Back 7 Mid Back with Skin <i>Only available in Spacer Fabric</i>	3 Large Seat	2 T Arms \$25.20 5 No Arms \$0.00 8 360° NP \$46.20	9 Forward Pivot Synchro
BAL	4	3	8	9

Add Option Codes after base model number BAL4389 - _ _ _ _

Standard Features — Forward Pivot Synchro	Casters/Glides	Bases	Headrests
C0 Carpet Casters	C0 Carpet Casters \$0.00	B0 26" Black \$0.00	HE Headrest - Black Vinyl \$25.20 <i>Height Only</i>
B0 26" Black Base	C1 Hard Floor Casters \$10.50		H5 Dual Pivot Headrest \$117.60 <i>Clamps on to Mesh Back</i>
L3 5" Cylinder	C2 Glides \$10.50	Cylinders	
	C8 Chrome Carpet Casters \$37.80	L2 4" Cylinder \$0.00	Stool Options
General	C9 Chrome Hard Floor Casters \$42.00	L3 5" Cylinder \$0.00	R10 NeXtep® 10" w/Casters \$77.70 <i>Only available on (L4) or (L5)</i>
S Seat Slider \$25.20		L4 8" Cylinder \$23.10	R22 NeXtep® Combo 10"/12" w/Casters \$123.90 <i>Only available on (L4) or (L5)</i>
		L5 10" Cylinder \$23.10	

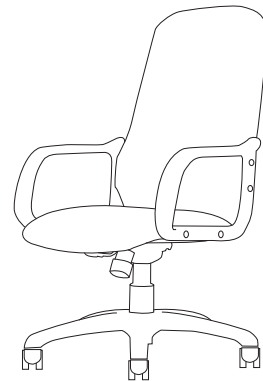


\$291.90	\$321.30	\$321.30	\$346.50	\$264.60
\$312.90	\$342.30	\$342.30	\$367.50	\$285.60

46 x 26 x 26	49 x 26 x 26	46 x 26 x 26	49 x 26 x 26	41 x 26 x 26
28 x 26 x 24	28 x 26 x 24	28 x 26 x 24	28 x 26 x 24	28 x 26 x 24
44 lbs.	44 lbs.	44 lbs.	44 lbs.	44 lbs.
21	21	21	21	21
17 - 22	17 - 22	17 - 22	17 - 22	17
20	20	20	20	20
F 0° - R 20°	F 0° - R 20°	F 0° - R 20°	F 0° - R 20°	NA
21	21	21	21	21
24	27	24	27	27
14°	14°	14°	14°	NA
26	26	26	26	NA

Grade 1
Grade 2

Chair (H x W x D)
Box (H x W x D)
Chair Weight
Seat Width
Seat Height
Seat Depth
Seat Angle
Back Width
Back Height
Back Angle
Base Diameter

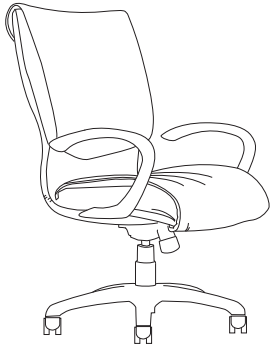


Multi-Purpose

Classic Guest™ requires special delivery, please refer to "Freight Charges" on page 3 for delivery options and cost.

How to Specify

Series Code	Back	Select a Seat	Select an Arm	Select a Chair Mech page 20
CLA Classic™	<ul style="list-style-type: none"> 2 Mid Back 3 High Back 	<ul style="list-style-type: none"> 2 Medium Seat 	<ul style="list-style-type: none"> 1 Loop \$0.00 	<ul style="list-style-type: none"> 3 Tilt-swivel 5 Knee-tilt
CLA	2	2	1	3



Features

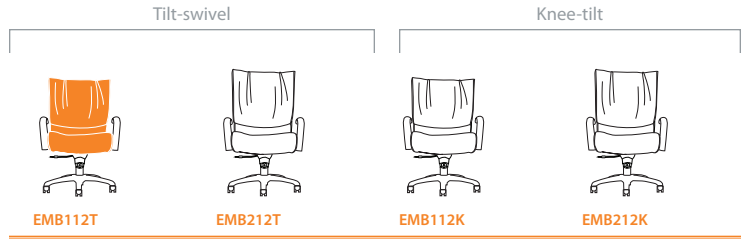
- High back or mid back
- Pillow top or pulled fabric upholstery
- Passive weight dispersion design
- Generous foam for optimal comfort
- Built-in lumbar
- 2 loop arm options
- 2 base options

Adjustments

1. Seat Height
2. Seat Angle
3. Seat Tilt Tension

QS

- (N-stead™) – **Grade 4**
- (Black Natural) – **Grade 5**
- (Ultraleather™ Black) – **Grade 5**
- (Ultraleather™ Color) – **Grade 5**
- (Madras Leather) – **Grade 6**



	EMB112T	EMB212T	EMB112K	EMB212K
Grade 1	\$302.40	\$327.60	\$327.60	\$352.80
Grade 2	\$340.20	\$365.40	\$365.40	\$390.60
Grade 3	\$378.00	\$403.20	\$403.20	\$428.40
Grade 4	\$378.00	\$403.20	\$403.20	\$428.40
Grade 5	\$386.40	\$411.60	\$411.60	\$436.80
Grade 5	\$466.20	\$491.40	\$491.40	\$516.60
Grade 5	\$485.10	\$510.30	\$510.30	\$535.50
Grade 6	\$527.10	\$552.30	\$552.30	\$577.50

Chair (H x W x D)	42 x 28 x 28	45 x 28 x 28	42 x 28 x 28	45 x 28 x 28
Box (H x W x D)	30 x 28 x 47	30 x 28 x 47	30 x 28 x 47	30 x 28 x 47
Chair Weight	49 lbs.	50 lbs.	49 lbs.	50 lbs.
Seat Width	21	21	21	21
Seat Height	17 – 21	17 – 21	18 – 22	18 – 22
Seat Depth	20	20	20	20
Seat Angle	R 6° – R 23°	R 6° – R 23°	R 5° – R 22°	R 5° – R 22°
Back Width	22	22	22	22
Back Height	18	21	18	21
Back Angle	NA	NA	NA	NA
Arm Height	NA	NA	NA	NA
Arm Width	NA	NA	NA	NA
Base Diameter	26	26	26	26

Not available in Cloud 9™

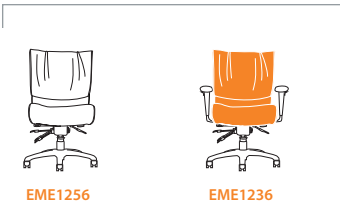
How to Specify

Series Code	Select a Back	Seat	Arm	Select a Chair Mech
EMB Embrace™	<ol style="list-style-type: none"> 1 Low Back 2 High Back 	<ol style="list-style-type: none"> 1 Medium Seat 	<ol style="list-style-type: none"> 2 C Loop Arms 	<ol style="list-style-type: none"> T Tilt-Swivel K Knee-tilt
EMB	2	1	2	K

Add Option Codes after base model number EMB112K - _ _ _ _

General	
CP Chrome Package	\$123.90
FP Fabric Pillow Top	\$94.50

Multi-Tilt



EME1256	EME1236
\$378.00	\$409.50
\$415.80	\$447.30
\$453.60	\$485.10
\$453.60	\$485.10
\$483.00	\$514.50
\$562.80	\$594.30
\$581.70	\$613.20
\$623.70	\$655.20

- Grade 1
- Grade 2
- Grade 3
- Grade 4 – (N-stead™)
- Grade 5 – (Black Natural) **QS**
- Grade 5 – (Ultraleather™ Black)
- Grade 5 – (Ultraleather™ Color)
- Grade 6 – (Madras Leather)



Multi-Purpose

42 x 28 x 28	42 x 28 x 28
30 x 28 x 47	30 x 28 x 47
49 lbs.	49 lbs.
21	21
18 – 22	18 – 22
18 – 20	18 – 20
F 7° – R 17°	F 7° – R 17°
21	21
20 – 22.5	20 – 22.5
105° – 120°	105° – 120°
2.5	2.5
NA	5.3 – 8.3
NA	21 – 24
26	26

- Chair (H x W x D)
- Box (H x W x D)
- Chair Weight
- Seat Width
- Seat Height
- Seat Depth
- Seat Angle
- Back Width
- Back Height
- Back Angle
- Lumbar Range
- Arm Height
- Arm Width
- Base Diameter

Not available in Cloud 9™


Features

- Low back
- Passive weight dispersion design
- Generous foam for optimal comfort
- Built-in lumbar
- 5 arm options

Adjustments

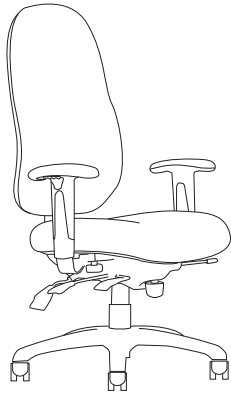
1. Back Height
2. Back Angle
3. Seat Height
4. Seat Angle
5. Seat Tilt Tension
6. Forward Tilt-stop
7. Arm Width
8. Arm Height
9. Seat Slider – *Optional*

How to Specify

Series Code	Back	Select a Seat	Select an Arm – add to armless <small>page 18 – 19</small>	Select a Chair Mech <small>page 20</small>
EME Embrace Ergo™	1 Low Back	2 Medium Seat	<ul style="list-style-type: none"> 0 4" Adjustable \$52.50 1 4" Adjustable w/Pivot \$63.00 3 3" Adjustable \$31.50 5 No Arms \$0.00 6 C Loop \$52.50 	6 Multi-tilt 
EME	1	2	3	6


Add Option Codes after base model number EME1236 - - - -

Standard Features — Multi-tilt	Casters/Glides	Bases	Cylinders
C0 Carpet Casters	C0 Carpet Casters \$0.00	B0 26" Black \$0.00	L1 3" Cylinder \$0.00
B0 26" Black Base	C1 Hard Floor Casters \$10.50	B8 27" Brushed Aluminum \$58.80 <i>Standard with 3" Cylinder (L1)</i>	L2 4" Cylinder \$0.00
L2 4" Cylinder	C2 Glides \$10.50		L3 5" Cylinder \$0.00
C3 Hard Floor Brake/In \$77.70	C4 Hard Floor Brake/Out \$25.20		
General			
F Fring™ Footrest \$21.00			
FP Fabric Pillow Top \$94.50			
S Seat Slider \$33.60			



- Grade 1
- Grade 2
- Grade 3
- Grade 4

Multi-tilt



END2258 END2358 END3258 END3358

Grade 1	\$464.10	\$478.80	\$499.80	\$510.30
Grade 2	\$485.10	\$499.80	\$537.60	\$548.10
Grade 3	\$506.10	\$520.80	\$575.40	\$585.90
Grade 4	\$527.10	\$541.80	\$613.20	\$623.70



END2208 END2308 END3208 END3308



- Grade 1
- Grade 2
- Grade 3
- Grade 4

Grade 1	\$495.60	\$510.30	\$531.30	\$541.80
Grade 2	\$516.60	\$531.30	\$569.10	\$579.60
Grade 3	\$537.60	\$552.30	\$606.90	\$617.40
Grade 4	\$558.60	\$573.30	\$644.70	\$655.20

Features

- 24/7 Continuous Shift with 5-year Warranty
- Passive weight dispersion design
- Generous foam for optimal comfort
- 2 back options
- 2 seat options
- 2 arm options

Adjustments

1. Back Height
2. Back Angle
3. Seat Height
4. Seat Angle
5. Seat Tilt Tension
6. Forward Tilt-stop
7. Seat Slider (Depth)
8. Arm Width
9. Arm Height

Chair (H x W x D)	37 x 27 x 26	37 x 27 x 26	44 x 27 x 26	44 x 27 x 26
Box (H x W x D)	36 x 26 x 19	36 x 26 x 19	36 x 26 x 19	36 x 26 x 19
Chair Weight	54 lbs.	54 lbs.	56 lbs.	56 lbs.
Seat Width	20	22.5	20	22.5
Seat Height	18 – 23	18 – 23	18 – 23	18 – 23
Seat Depth	17 – 19	18 – 20	17 – 19	18 – 20
Seat Angle	F 6° – R 10°	F 6° – R 10°	F 6° – R 10°	F 6° – R 10°
Back Width	17.6	17.6	19	19
Back Height	19.5 – 22	19.5 – 22	26 – 28.5	26 – 28.5
Back Angle	90° – 98°	90° – 98°	90° – 98°	90° – 98°
Lumbar Range	4	4	4	4
Arm Height	5 – 9	5 – 9	5 – 9	5 – 9
Arm Width	19.5 – 22	18 – 22	17 – 22	18 – 22
Base Diameter	26	26	26	26

How to Specify

Series Code	Select a Back	Select a Seat	Select an Arm – add to armless <small>page 18 – 19</small>	Select a Chair Mech <small>page 20</small>
END N-dure™	<ul style="list-style-type: none"> 2 Mid Back 3 High Back 	<ul style="list-style-type: none"> 2 Medium Seat 3 Large Seat 	<ul style="list-style-type: none"> 0 4" Adjustable \$31.50 4 Swing \$123.90 5 No Arms \$0.00 	<ul style="list-style-type: none"> 8 Multi-tilt
END	2	3	0	8

Add Option Codes after base model number END2308- - - -

Standard Features — Multi-tilt	Bases	Cylinders	Stool Options
<ul style="list-style-type: none"> B0 26" Black Base L3 5" Cylinder 	<ul style="list-style-type: none"> B0 26" Black \$0.00 B7 26" Black Aluminum \$42.00 B14 28" Intensive-use Black Aluminum \$52.50 	<ul style="list-style-type: none"> L1 3" Cylinder \$0.00 L2 4" Cylinder \$0.00 L3 5" Cylinder \$0.00 L4 8" Cylinder \$23.10 <i>Only available on Mid Back (2)</i> L5 10" Cylinder \$23.10 <i>Only available on Mid Back (2)</i> 	<ul style="list-style-type: none"> R8 NeXtep® 8" with Casters \$77.70 <i>Not available on (L1) or (L2)</i> R10 NeXtep® 10" H-leg with Casters \$77.70 <i>Only available on (L4) or (L5)</i> R18 NeXtep® Combo 8"/10" w/ Casters \$123.90 <i>Not available on (L1) or (L2)</i>
General			
<ul style="list-style-type: none"> U1 Ballistic Upholstery (Back Outer) \$0.00 			

Forward Pivot Synchro



NV4158	NV4108	NV4258	NV4208
\$588.00	\$630.00	\$609.00	\$651.00
\$625.80	\$667.80	\$646.80	\$688.80
\$714.00	\$756.00	\$735.00	\$777.00
\$756.00	\$798.00	\$777.00	\$819.00
\$819.00	\$861.00	\$840.00	\$882.00
\$934.50	\$976.50	\$955.50	\$997.50

41 x 27 x 27	41 x 27 x 27	41 x 27 x 27	41 x 27 x 27
42 x 29 x 29	42 x 29 x 29	42 x 29 x 29	42 x 29 x 29
55 lbs.	55 lbs.	56 lbs.	56 lbs.
20	20	20	20
17 - 20	17 - 20	17 - 20	17 - 20
16 - 19	16 - 19	17 - 20	17 - 20
R 4° - R 12°	R 4° - R 12°	R 4° - R 12°	R 4° - R 12°
19	19	19	19
22 - 26	22 - 26	22 - 26	22 - 26
F 104° - R 126°	F 104° - R 126°	F 104° - R 126°	F 104° - R 126°
4	4	4	4
6.25 - 10.5	6.25 - 10.5	6.25 - 10.5	6.25 - 10.5
17.25 - 19.5	17.25 - 19.5	17.25 - 19.5	17.25 - 19.5
26	26	26	26

Not available in Cloud 9™

- Grade 1
- Grade 2
- Grade 5 - (Black Natural)
- Grade 5 - (Ultraleather™)
- Grade 5 - (Madras Leather)
- Grade 6 - (Eco-Friendly Leather)



Shown with Option (NS)

Features

- High back with built-in lumbar
- Contoured seat with split waterfall
- Passive weight dispersion design
- Removable inner pad in upper back
- Eco-friendly leathers
- 2 seat options
- 4 arm options
- 3 base options

Adjustments

1. Back Height
2. Back Angle
3. Seat Height
4. Seat Angle
5. Seat Tilt Tension
6. Seat Slider (Depth)
7. Arm Width - Optional
8. Arm Height - Optional
9. Arm Pad Width - Optional
10. Arm Pad Fore/Aft - Optional
11. Arm Pivot - Optional

- Chair (H x W x D)
- Box (H x W x D)
- Chair Weight
- Seat Width
- Seat Height
- Seat Depth
- Seat Angle
- Back Width
- Back Height
- Back Angle
- Lumbar Range
- Arm Height
- Arm Width
- Base Diameter

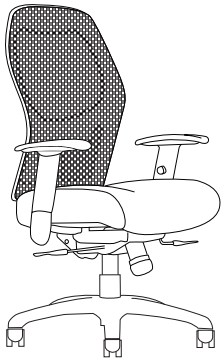
Multi-Purpose

How to Specify

Series Code	Back	Select a Seat	Select an Arm - add to armless <small>page 18 - 19</small>	Select a Chair Mech <small>page 20</small>
NV NV™	4 High Back	1 Small Seat 2 Large Seat	0 Polished Aluminum Loop \$42.00 2 Lateral Sliding \$42.00 3 Lateral Sliding, Upholstered \$63.00 5 No Arms \$0.00	8 Forward Pivot Synchro
NV	4	1	0	8

Add Option Codes after base model number NV4108 - - - -

Standard Features — Multi-tilt	Casters/Glides	Bases	Cylinders
C0 Carpet Casters	C0 Carpet Casters \$0.00	B15 26" High Crown Polished Aluminum \$23.10	L0 3" Cylinder \$0.00
B16 26" High Crown Black Base	C1 Hard Floor Casters \$10.50	B16 26" High Crown Black \$0.00	L1 3" Cylinder \$0.00
L0 3" Cylinder	C8 Chrome Carpet Casters \$37.80	B18 26" Polished Aluminum w/Black Inlay \$31.50	¾" Higher than (L0)
	C9 Chrome Hard Floor Casters \$42.00	B19 26" Polished Aluminum w/out Inlay \$31.50	L2 4" Cylinder \$0.00
General			L3 5" Cylinder \$0.00
D2 Adjustable Lumbar \$42.00			
NS No Seat Split (\$12.60)			



Features

- High Back & Contoured Seat Design
- Passive Weight Dispersion Design
- Generous Foam for Optimal Comfort
- Fabric Cover (Skin Option)
- 2 Headrest Options
- 3 Arm Options

Adjustments

1. Lumbar Height
2. Back Angle
3. Seat Height
4. Seat Angle
5. Seat Tilt Tension
6. Arm Width
7. Arm Height
8. Seat Slider (Depth) – *Optional*
9. Headrest Depth – *Optional*
10. Headrest Height – *Optional*
11. Headrest Angle – *Optional*

QS

(Black Spacer Only) – **Grade C**

- Grade 1**
- Grade 2**
- Grade 3**

Synchro-tilt



RCT4255



RCT4235



RCT7255
w/ Skin



RCT7235
w/Skin

Chair (H x W x D)	39 x 25 x 25	39 x 25 x 25	39 x 25 x 25	39 x 25 x 25
Box (H x W x D)	24 x 23 x 26	24 x 23 x 26	24 x 23 x 26	24 x 23 x 26
Chair Weight	42 lbs.	42 lbs.	44 lbs.	44 lbs.
Seat Width	20	20	20	20
Seat Height	16 – 21	16 – 21	16 – 21	16 – 21
Seat Depth	18 – 20.5	18 – 20.5	18 – 20.5	18 – 20.5
Seat Angle	R 2.5° – R 15°	R 2.5° – R 15°	R 2.5° – R 15°	R 2.5° – R 15°
Back Width	19.5	19.5	19.5	19.5
Back Height	22.5	22.5	22.5	22.5
Back Angle	102° – 119°	102° – 119°	102° – 119°	102° – 119°
Lumbar Range	3	3	3	3
Arm Height	NA	7.5 – 10	NA	7.5 – 10
Arm Width	NA	20 – 25.5	NA	20 – 25.5
Base Diameter	25	25	25	25

How to Specify

<p>Series Code</p> <p>RCT Right Chair™</p>	<p>Select a Back</p> <p>4 Mid Back</p> <p>7 Mid Back with Skin <i>Only available in Spacer Fabric</i></p>	<p>Select a Seat</p> <p>2 Medium Seat</p>	<p>Select an Arm – add to armless <i>page 18 – 19</i></p> <p>2 Lateral Sliding \$58.80</p> <p>3 3" Adjustable \$31.50</p> <p>5 No Arms \$0.00</p>	<p>Select a Chair Mech <i>page 20</i></p> <p>5 Synchro-tilt</p>  <p>6 Multi-tilt</p> 
RCT	4	2	3	5

Multi-tilt



RCT4256



RCT4236



RCT7256
w/Skin



RCT7236
w/Skin

\$354.90	\$386.40	\$394.80	\$426.30
\$367.50	\$399.00	\$407.40	\$438.90
\$388.50	\$420.00	NA	NA
\$409.50	\$441.00	NA	NA

Grade C – (Black Spacer Only)



Grade 1

Grade 2

Grade 3

39 x 25 x 25	39 x 25 x 25	39 x 25 x 25	39 x 25 x 25
24 x 23 x 26	24 x 23 x 26	24 x 23 x 26	24 x 23 x 26
42 lbs.	42 lbs.	44 lbs.	44 lbs.
20	20	20	20
16 – 21	16 – 21	16 – 21	16 – 21
18 – 20.5	18 – 20.5	18 – 20.5	18 – 20.5
R 2.5° – R 15°	R 2.5° – R 15°	R 2.5° – R 15°	R 2.5° – R 15°
19.5	19.5	19.5	19.5
22.5	22.5	22.5	22.5
105° – 117°	105° – 117°	105° – 117°	105° – 117°
3	3	3	3
NA	7.5 – 10	NA	7.5 – 10
NA	20 – 24	NA	20 – 24
25	25	25	25

Chair (H x W x D)

Box (H x W x D)

Chair Weight

Seat Width

Seat Height

Seat Depth

Seat Angle

Back Width

Back Height

Back Angle

Lumbar Range

Arm Height

Arm Width

Base Diameter

Multi-Purpose

Add Option Codes after base model number RCT4235 - _ _ - _ _

Standard Features

- C0** Carpet Casters
- B25** 25" Black Base
- L3** 5" Cylinder

General

- F** Fring™ Footrest \$21.00
Only available on (B0)
- S** Seat Slider \$25.20

Casters/Glides

- C0** Carpet Casters \$0.00
- C1** Hard Floor Casters \$10.50
- C2** Glides \$10.50

Bases

- B0** 26" Black \$4.20
- B6** 26" Polished Aluminum \$58.80
- B25** 25" Black \$0.00

Cylinders

- L3** 5" Cylinder \$0.00
- L4** 8" Cylinder \$23.10
- L5** 10" Cylinder \$23.10

Headrests

- HE** Headrest - Black Vinyl \$25.20
Height Only
- H5** Dual Pivot Headrest \$117.60
Clamps on to Mesh Back

Stool Options

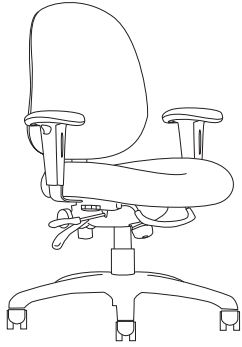
- R8** NeXtep® 8" with Casters \$77.70
Not available on (L1) or (L2)
- R10** NeXtep® 10" H-leg with Casters \$77.70
Only available on (L4) or (L5)
- R18** NeXtep® Combo 8"/10" w/Casters \$123.90
Not available on (L1) or (L2)



5 day Quick Ship



Popular Model



Features

- Passive weight dispersion design
- Generous foam for optimal comfort
- 2 back options (fully upholstered)
- 3 seat options

Adjustments

1. Back Height
2. Back Angle
3. Seat Height
4. Seat Angle
5. Seat Tilt Tension
6. Forward Tilt-stop
7. Arm Width
8. Arm Height
9. Seat Slider (Depth) – *Optional*

QS

- Grade 1
- Grade 2
- Grade 3
- Grade 4



RIO2154



RIO2254



RIO2354



RIO3254



RIO3354

	\$294.00	\$302.40	\$315.00	\$342.30	\$354.90
	\$315.00	\$323.40	\$336.00	\$380.10	\$392.70
	\$336.00	\$344.40	\$357.00	\$417.90	\$430.50
	\$357.00	\$365.40	\$378.00	\$455.70	\$468.30

QS

- Grade 1
- Grade 2
- Grade 3
- Grade 4



RIO2134



RIO2234



RIO2334



RIO3234



RIO3334

	\$325.50	\$333.90	\$346.50	\$373.80	\$386.40
	\$346.50	\$354.90	\$367.50	\$411.60	\$424.20
	\$367.50	\$375.90	\$388.50	\$449.40	\$462.00
	\$388.50	\$396.90	\$409.50	\$487.20	\$499.80

Chair (H x W x D)	36 x 26 x 26	36 x 26 x 26	36 x 26 x 26	43 x 27 x 26	43 x 27 x 26
Box (H x W x D)	36 x 26 x 19	36 x 26 x 19	36 x 26 x 19	36 x 26 x 19	36 x 26 x 19
Chair Weight	43 lbs.	43 lbs.	43 lbs.	43 lbs.	43 lbs.
Seat Width	19	20	23	20	23
Seat Height	17 – 22	17 – 22	17 – 22	17 – 22	17 – 22
Seat Depth	14 – 16	15 – 17	16 – 18	15 – 17	16 – 18
Seat Angle	F 2° – R 16°	F 2° – R 16°	F 2° – R 16°	F 2° – R 16°	F 2° – R 16°
Back Width	18	18	18	19	19
Back Height	18 – 22	18 – 22	18 – 22	24 – 28	24 – 28
Back Angle	90° – 109°	90° – 109°	90° – 109°	90° – 109°	90° – 109°
Lumbar Range	4	4	4	4	4
Arm Height	7 – 10	7 – 10	7 – 10	7 – 10	7 – 10
Arm Width	17 – 21	18 – 22	19 – 23	18 – 22	19 – 23
Base Diameter	26	26	26	26	26

How to Specify

Series Code

RIO Rio™

RIO

Select a Back

- 2 Mid Back
- 3 High Back

2

Select a Seat

- 1 Small Seat
- 2 Medium Seat
- 3 Large Seat

2

Select an Arm – add to armless

page 18 – 19

- 0 4" Adjustable \$52.50
- 1 4" Adjustable w/Pivot \$63.00
- 2 T Arms \$31.50
- 3 3" Adjustable \$31.50
- 4 Swing \$123.90
- 5 No Arms \$0.00
- 6 Loop \$52.50

3

Select a Chair Mech

page 20

- 4 Deluxe-tilt








- 6 Multi-tilt








6

Multi-tilt

				
RIO2156	RIO2256	RIO2356	RIO3256	RIO3356
\$281.40	\$289.80	\$302.40	\$329.70	\$342.30
\$302.40	\$310.80	\$323.40	\$367.50	\$380.10
\$323.40	\$331.80	\$344.40	\$405.30	\$417.90
\$344.40	\$352.80	\$365.40	\$443.10	\$455.70

- Grade 1
- Grade 2
- Grade 3
- Grade 4

				
RIO2136	RIO2236	RIO2336	RIO3236	RIO3336
\$312.90	\$321.30	\$333.90	\$361.20	\$373.80
\$333.90	\$342.30	\$354.90	\$399.00	\$411.60
\$354.90	\$363.30	\$375.90	\$436.80	\$449.40
\$375.90	\$384.30	\$396.90	\$474.60	\$487.20

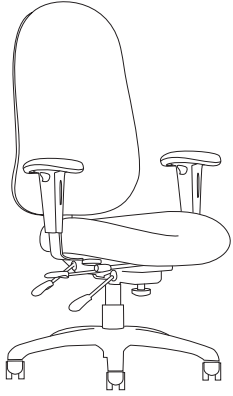
- Grade 1
- Grade 2
- Grade 3
- Grade 4

36 x 26 x 26	36 x 26 x 26	36 x 26 x 26	43 x 27 x 26	43 x 27 x 26	Chair (H x W x D)
36 x 26 x 19	36 x 26 x 19	36 x 26 x 19	36 x 26 x 19	36 x 26 x 19	Box (H x W x D)
43 lbs.	43 lbs.	43 lbs.	43 lbs.	43 lbs.	Chair Weight
19	20	23	20	23	Seat Width
17 - 22	17 - 22	17 - 22	17 - 22	17 - 22	Seat Height
17 - 20	18 - 21	19 - 22	18 - 21	19 - 22	Seat Depth
F 7° - R 16°	F 7° - R 16°	F 7° - R 16°	F 7° - R 16°	F 7° - R 16°	Seat Angle
18	18	18	19	19	Back Width
18 - 22	18 - 22	18 - 22	24 - 28	24 - 28	Back Height
102° - 115°	102° - 115°	102° - 115°	102° - 115°	102° - 115°	Back Angle
4	4	4	4	4	Lumbar Range
7 - 10	7 - 10	7 - 10	7 - 10	7 - 10	Arm Height
17 - 21	18 - 22	19 - 23	18 - 22	19 - 23	Arm Width
26	26	26	26	26	Base Diameter

Add Option Codes after base model number RIO2236 - _ - _ - _

Standard Features	Casters/Glides	Cylinders	Stool Options
C0 Carpet Casters	C0 Carpet Casters \$0.00	L1 3" Cylinder \$0.00	R1 18" Black Plastic Footring \$25.20 <i>Only available on (L4) or (L5)</i>
B0 26" Black Base	C1 Hard Floor Casters \$10.50	L2 4" Cylinder \$0.00	R2 20" Chrome Footring \$33.60 <i>Only available on (L4) or (L5)</i>
L3 5" Cylinder	C2 Glides \$10.50	L3 5" Cylinder \$0.00	R8 NeXtep® 8" with Casters \$77.70 <i>Not available on (L1) or (L2)</i>
General	C3 Hard Floor Brake/In \$77.70	L4 8" Cylinder \$23.10 <i>Only available on Mid Back (2)</i>	R10 NeXtep® 10" H-leg with Casters \$77.70 <i>Only available on (L4) or (L5)</i>
F Fring™ Footrest \$21.00	C4 Hard Floor Brake/Out \$25.20	L5 10" Cylinder \$23.10 <i>Only available on Mid Back (2)</i>	R18 NeXtep® Combo 8"/10" w/Casters \$123.90 <i>Not available on (L1) or (L2)</i>
J Upholstered Arm Pad \$27.30	Bases		
S Seat Slider \$33.60 <i>Only available on (6) Mech</i>	B0 26" Black \$0.00		
U1 Ballistic Upholstery (Back Outer) \$0.00	B6 26" Polished Aluminum \$58.80		
	B7 26" Black Aluminum \$42.00		

Multi-Purpose



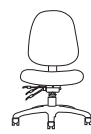
Features

- Passive weight dispersion design
- Generous foam for optimal comfort
- 2 back options (fully upholstered)
- 3 seat options
- 7 arm options

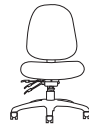
Adjustments

1. Back Height
2. Back Angle
3. Seat Height
4. Seat Angle
5. Seat Tilt Tension
6. Forward Tilt-Stop
7. Arm Width
8. Arm Height
9. Seat Slider (Depth) – *Optional*

Synchro-tilt



SAH2155



SAH2255



SAH2355



SAH3255



SAH3355

QS

- Grade 1
- Grade 2
- Grade 3
- Grade 4

\$336.00	\$344.40	\$357.00	\$384.30	\$396.90
\$357.00	\$365.40	\$378.00	\$422.10	\$434.70
\$378.00	\$386.40	\$399.00	\$459.90	\$472.50
\$399.00	\$407.40	\$420.00	\$497.70	\$510.30



SAH2135



SAH2235



SAH2335



SAH3235



SAH3335

QS

- Grade 1
- Grade 2
- Grade 3
- Grade 4

\$367.50	\$375.90	\$388.50	\$415.80	\$428.40
\$388.50	\$396.90	\$409.50	\$453.60	\$466.20
\$409.50	\$417.90	\$430.50	\$491.40	\$504.00
\$430.50	\$438.90	\$451.50	\$529.20	\$541.80

Chair (H x W x D)	36 x 26 x 26	36 x 26 x 26	36 x 26 x 26	44 x 26 x 26	44 x 26 x 26
Box (H x W x D)	36 x 26 x 19	36 x 26 x 19	36 x 26 x 19	36 x 26 x 19	36 x 26 x 19
Chair Weight	51 lbs.	51 lbs.	51 lbs.	51 lbs.	51 lbs.
Seat Width	19	20	23	20	23
Seat Height	17 – 22	17 – 22	17 – 22	17 – 22	17 – 22
Seat Depth	17 – 20	18 – 21	19 – 22	18 – 21	19 – 22
Seat Angle	F 1° – R 9°	F 1° – R 9°	F 1° – R 9°	F 1° – R 9°	F 1° – R 9°
Back Width	18	18	18	19	19
Back Height	20 – 24	20 – 24	20 – 24	26 – 30	26 – 30
Back Angle	92° – 115°	92° – 115°	92° – 115°	92° – 115°	92° – 115°
Lumbar Range	4	4	4	4	4
Arm Height	7 – 10	7 – 10	7 – 10	7 – 10	7 – 10
Arm Width	17 – 21	17 – 22	19 – 23	17 – 22	19 – 23
Base Diameter	26	26	26	26	26

How to Specify

Series Code

SAH Sahara™

SAH

Select a Back

- 2 Mid Back
- 3 High Back

2

Select a Seat

- 1 Small Seat
- 2 Medium Seat
- 3 Large Seat

2

Select an Arm – add to armless

page 18 – 19

- 0 4" Adjustable \$52.50
- 1 4" Adjustable w/Pivot \$63.00
- 2 T Arms \$31.50
- 3 3" Adjustable \$31.50
- 4 Swing \$123.90
- 5 No Arms \$0.00
- 6 Loop \$52.50

3

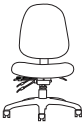




Select a Chair Mech

page 20






- 5 Synchro-tilt 
- 6 Multi-tilt 

6

Multi-tilt

				
SAH2156	SAH2256	SAH2356	SAH3256	SAH3356
\$340.20	\$348.60	\$361.20	\$388.50	\$401.10
\$361.20	\$369.60	\$382.20	\$426.30	\$438.90
\$382.20	\$390.60	\$403.20	\$464.10	\$476.70
\$403.20	\$411.60	\$424.20	\$501.90	\$514.50

- Grade 1
- Grade 2
- Grade 3
- Grade 4

				
SAH2136	SAH2236	SAH2336	SAH3236	SAH3336
\$371.70	\$380.10	\$392.70	\$420.00	\$432.60
\$392.70	\$401.10	\$413.70	\$457.80	\$470.40
\$413.70	\$422.10	\$434.70	\$495.60	\$508.20
\$434.70	\$443.10	\$455.70	\$533.40	\$546.00

- Grade 1
- Grade 2
- Grade 3
- Grade 4

36 x 26 x 26	36 x 26 x 26	36 x 26 x 26	44 x 26 x 26	44 x 26 x 26	Chair (H x W x D)
36 x 26 x 19	36 x 26 x 19	36 x 26 x 19	36 x 26 x 19	36 x 26 x 19	Box (H x W x D)
51 lbs.	51 lbs.	51 lbs.	51 lbs.	51 lbs.	Chair Weight
19	20	23	20	23	Seat Width
18 – 23	18 – 23	18 – 23	18 – 23	18 – 23	Seat Height
17 – 20	18 – 21	19 – 22	18 – 21	19 – 22	Seat Depth
F 4° – R 17°	F 4° – R 17°	F 4° – R 17°	F 4° – R 17°	F 4° – R 17°	Seat Angle
18	18	18	19	19	Back Width
20 – 24	20 – 24	20 – 24	26 – 30	26 – 30	Back Height
90° – 105°	90° – 105°	90° – 105°	90° – 105°	90° – 105°	Back Angle
4	4	4	4	4	Lumbar Range
7 – 10	7 – 10	7 – 10	7 – 10	7 – 10	Arm Height
17 – 21	17 – 22	19 – 23	17 – 22	19 – 23	Arm Width
26	26	26	26	26	Base Diameter

Add Option Codes after base model number SAH2236 - _ _ - _ _

Standard Features

C0 Carpet Casters	\$42.00
B0 26" Black Base	\$21.00
L3 5" Cylinder	
General	
D2 Adjustable Lumbar	\$42.00
F Fring™ Footrest	\$21.00
J Upholstered Arm Pad	\$27.30
N N-dulgent® Memory Foam	\$52.50
S Seat Slider	\$33.60
U1 Ballistic Upholstery (Back Outer)	\$0.00

Casters/Glides

C0 Carpet Casters	\$0.00
C1 Hard Floor Casters	\$10.50
C2 Glides	\$10.50
C3 Hard Floor Brake/In	\$77.70
C4 Hard Floor Brake/Out	\$25.20

Bases

B0 26" Black	\$0.00
B6 26" Polished Aluminum	\$58.80
B7 26" Black Aluminum	\$42.00

Cylinders

L1 3" Cylinder	\$0.00
L2 4" Cylinder	\$0.00
L3 5" Cylinder	\$0.00
L4 8" Cylinder	\$23.10
<i>Only available on Mid Back (2)</i>	
L5 10" Cylinder	\$23.10
<i>Only available on Mid Back (2)</i>	

Stool Options

R1 18" Black Plastic Footring	\$25.20
<i>Only available on (L4) or (L5)</i>	
R2 20" Chrome Footring	\$33.60
<i>Only available on (L4) or (L5)</i>	
R8 NeXtep® 8" with Casters	\$77.70
<i>Not available on (L1) or (L2)</i>	
R10 NeXtep® 10" H-leg with Casters	\$77.70
<i>Only available on (L4) or (L5)</i>	
R18 NeXtep® Combo 8"/10" w/Casters	\$123.90
<i>Not available on (L1) or (L2)</i>	
T Stool Package	\$56.70
<i>(L4 & R2)</i>	



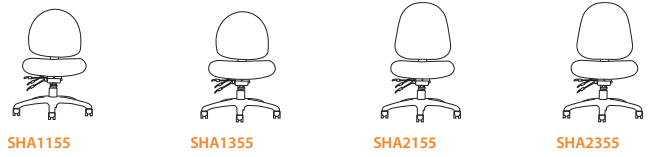
Features

- Contoured seat design
- Passive weight dispersion design
- Generous foam for optimal comfort
- 2 back options
- 2 seat options
- 9 arm options

Adjustments

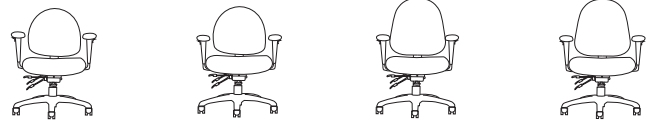
1. Back Height
2. Back Angle
3. Seat Height
4. Seat Angle
5. Seat Tilt Tension
6. Forward Tilt-stop
7. Arm Width
8. Arm Height
9. Seat Slider (Depth) – *Optional*

Synchro-tilt



QS
Grade 1
Grade 2
Grade 3
Grade 4

	SHA1155	SHA1355	SHA2155	SHA2355
Grade 1	\$285.60	\$315.00	\$294.00	\$323.40
Grade 2	\$306.60	\$336.00	\$315.00	\$344.40
Grade 3	\$327.60	\$357.00	\$336.00	\$365.40
Grade 4	\$348.60	\$378.00	\$357.00	\$386.40



QS
Grade 1
Grade 2
Grade 3
Grade 4





	SHA1135	SHA1335	SHA2135	SHA2335
Grade 1	\$317.10	\$346.50	\$325.50	\$354.90
Grade 2	\$338.10	\$367.50	\$346.50	\$375.90
Grade 3	\$359.10	\$388.50	\$367.50	\$396.90
Grade 4	\$380.10	\$409.50	\$388.50	\$417.90

	SHA1155	SHA1355	SHA2155	SHA2355
Chair (H x W x D)	33 x 26 x 26	33 x 26 x 26	37 x 26 x 26	37 x 26 x 26
Box (H x W x D)	36 x 26 x 19	36 x 26 x 19	36 x 26 x 19	36 x 26 x 19
Chair Weight	51 lbs.	51 lbs.	51 lbs.	51 lbs.
Seat Width	20	21	20	21
Seat Height	17 – 22	17 – 22	17 – 22	17 – 22
Seat Depth	17 – 20	18 – 21	17 – 20	18 – 21
Seat Angle	F 2° – R 10°	F 2° – R 10°	F 2° – R 10°	F 2° – R 10°
Back Width	19	19	20	20
Back Height	16 – 19	16 – 19	19 – 22	19 – 22
Back Angle	95° – 117°	95° – 117°	90° – 110°	90° – 110°
Lumbar Range	3	3	3	3
Arm Height	7 – 10	7 – 10	7 – 10	7 – 10
Arm Width	19 – 24	20 – 25	19 – 24	20 – 25
Base Diameter	26	26	26	26





How to Specify

Series Code	Select a Back	Select a Seat	Select an Arm – add to armless <small>page 18 – 19</small>	Select a Chair Mech <small>page 20</small>
SHA Shark™	<ol style="list-style-type: none"> 1 Low Back 2 Mid Back 	<ol style="list-style-type: none"> 1 Medium Seat 3 Large Seat 	<ol style="list-style-type: none"> 0 4" Adjustable \$52.50 1 4" Adjustable w/Pivot \$63.00 2 T arms \$31.50 3 3" Adjustable \$31.50 4 Swing \$123.90 5 No Arms \$0.00 6 Loop \$52.50 8 360° NP \$98.70 9 360° NP Gel Pads \$140.70 	<ol style="list-style-type: none"> 5 Synchro-tilt  6 Multi-tilt 
SHA	2	3	3	6

Multi-tilt

			
SHA1156	SHA1356	SHA2156	SHA2356
\$312.90	\$342.30	\$321.30	\$350.70
\$333.90	\$363.30	\$342.30	\$371.70
\$354.90	\$384.30	\$363.30	\$392.70
\$375.90	\$405.30	\$384.30	\$413.70

- Grade 1
- Grade 2 **QS**
- Grade 3
- Grade 4

			
SHA1136	SHA1336	SHA2136	SHA2336
\$344.40	\$373.80	\$352.80	\$382.20
\$365.40	\$394.80	\$373.80	\$403.20
\$386.40	\$415.80	\$394.80	\$424.20
\$407.40	\$436.80	\$415.80	\$445.20

- Grade 1
- Grade 2 **QS**
- Grade 3
- Grade 4

33 x 26 x 26	33 x 26 x 26	37 x 26 x 26	37 x 26 x 26
36 x 26 x 19	36 x 26 x 19	36 x 26 x 19	36 x 26 x 19
51 lbs.	51 lbs.	51 lbs.	51 lbs.
20	21	20	21
17 – 22	17 – 22	17 – 22	17 – 22
17 – 20	18 – 21	17 – 20	18 – 21
F 6° – R 17°	F 6° – R 17°	F 6° – R 17°	F 6° – R 17°
19	19	20	20
16 – 19	16 – 19	19 – 22	19 – 22
90° – 100°	90° – 100°	90° – 100°	90° – 100°
3	3	3	3
7 – 10	7 – 10	7 – 10	7 – 10
19 – 24	20 – 25	19 – 24	20 – 25
26	26	26	26

- Chair (H x W x D)
- Box (H x W x D)
- Chair Weight
- Seat Width
- Seat Height
- Seat Depth
- Seat Angle
- Back Width
- Back Height
- Back Angle
- Lumbar Range
- Arm Height
- Arm Width
- Base Diameter

Add Option Codes after base model number SHA2336 - _ _ _ _ _

Standard Features

- C0** Carpet Casters
- B0** 26" Black Base
- L3** 5" Cylinder

General

- D2** Adjustable Lumbar \$42.00
- F** Fring™ Footrest \$21.00
Only available on (B0)
- J** Upholstered Arm Pad \$27.30
- N** N-dulgent® Memory Foam \$52.50
- S** Seat Slider \$33.60
Not available on (L4), (L5) or (L7)

Casters/Glides

- C0** Carpet Casters \$0.00
- C1** Hard Floor Casters \$10.50
- C2** Glides \$10.50
- C3** Hard Floor Brake/In \$77.70
- C4** Hard Floor Brake/Out \$25.20
- C8** Chrome Carpet Casters \$37.80
- C9** Chrome Hard Floor Casters \$42.00

Bases

- B0** 26" Black \$0.00
- B6** 26" Polished Aluminum \$58.80
- B8** 27" Brushed Aluminum \$58.80
- B12** 28" Black \$46.20

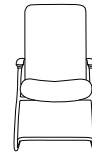
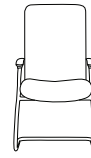
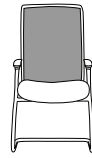
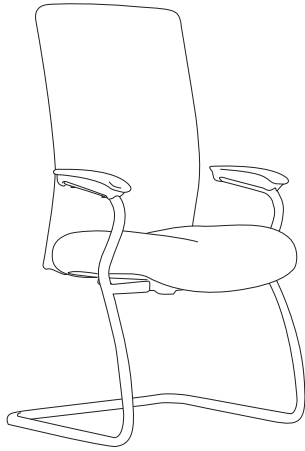
Cylinders

- L1** 3" Cylinder \$0.00
- L2** 4" Cylinder \$0.00
- L3** 5" Cylinder \$0.00
- L4** 8" Cylinder \$23.10
- L5** 10" Cylinder \$23.10
- L7** 7" Cylinder \$23.10

Stool Options

- R1** 18" Black Plastic Footring \$25.20
Only available on (L4) or (L5)
- R2** 20" Chrome Footring \$33.60
Only available on (L4) or (L5)
- R8** NeXtep® 8" with Casters \$77.70
Not available on (L1) or (L2)
- R10** NeXtep® 10" H-leg with Casters \$77.70
Only available on (L4) or (L5)
- R18** NeXtep® Combo 8"/10" w/Casters \$123.90
Not available on (L1) or (L2)
- T** Stool Package \$56.70
(L4 & R2)

Balance Guest™



BAS032
Black Finish

BAS033
Chrome Finish

BAS132
Black Finish

BAS133
Chrome Finish

QS


(N-stead™) – Grade 4
(Black Natural) – Grade 5
(Ultraleather™) – Grade 5
(Madras Leather) – Grade 6

Grade 1	Grade 2	Grade 3	Grade 4	Grade 5	Grade 6
\$325.50	\$346.50	\$367.50	\$388.50	\$409.50	\$508.20
\$367.50	\$388.50	\$409.50	\$430.50	\$451.50	\$550.20
\$325.50	\$346.50	\$367.50	\$388.50	\$409.50	\$508.20
\$367.50	\$388.50	\$409.50	\$430.50	\$451.50	\$550.20
\$325.50	\$346.50	\$367.50	\$388.50	\$409.50	\$508.20
\$367.50	\$388.50	\$409.50	\$430.50	\$451.50	\$550.20

Chair (H x W x D)	42 x 21 x 21.5	42 x 21 x 21.5	42 x 21 x 21.5	42 x 21 x 21.5
Box (H x W x D)	29 x 26 x 45.75	29 x 26 x 45.75	29 x 26 x 45.75	29 x 26 x 45.75
Chair Weight	32 lbs.	32 lbs.	32 lbs.	32 lbs.
Seat Width	19	19	19	19
Seat Height	20	20	20	20
Seat Depth	17	17	17	17
Back Width	19	19	19	19
Back Height	23	23	23	23
Arm Width	NA	NA	NA	NA

Guest Seating

Dice™



DCE215

DCE211

QS

Grade 1	Grade 2	Grade 3
\$126.00	\$147.00	\$168.00
\$138.60	\$159.60	\$180.60

Chair (H x W x D)	33 x 21 x 24	33 x 24 x 24
Box (H x W x D)	24 x 23 x 35	24 x 23 x 35
Chair Weight	18 lbs.	19 lbs.
Seat Width	19	19
Seat Height	17	17
Seat Depth	20	20
Back Width	20	20
Back Height	17	17
Arm Width	NA	21

Add Option Codes after base model number DCE211 - __

General

C6 Optional Casters Set of 4	\$12.60
CBL002 Ganging Device 2 per set	\$12.60




EMC020



EMC022

\$254.10	\$296.10
\$291.90	\$333.90
\$329.70	\$371.70
\$329.70	\$371.70
\$338.10	\$380.10
\$417.90	\$459.90
\$436.80	\$478.80
\$478.80	\$520.80

- Grade 1
- Grade 2
- Grade 3
- Grade 4 — (N-stead™) QS
- Grade 5 — (Black Natural)
- Grade 5 — (Ultraleather™ Black)
- Grade 5 — (Ultraleather™ Color)
- Grade 6 — (Madras)



38.5 x 25 x 28	38.5 x 25 x 28
30 x 28 x 47	30 x 28 x 47
49 lbs.	49 lbs.
21	21
19	19
20	20
22	22
18	18
NA	20

- Chair (H x W x D)
- Box (H x W x D)
- Chair Weight
- Seat Width
- Seat Height
- Seat Depth
- Back Width
- Back Height
- Arm Width

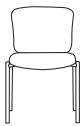
Not available in Cloud 9™ or Revive™

Add Option Codes after base model number EMC022 - __

General

FP Fabric Pillow Top	\$94.50
----------------------	---------

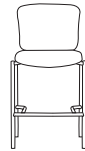
N-side™



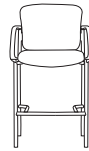
NSID115



NSID111



NSID215




NSID211

\$264.60	\$273.00	\$172.20	\$180.60
\$285.60	\$294.00	\$193.20	\$201.60
\$306.60	\$315.00	\$214.20	\$222.60

- Grade 1
- Grade 2 QS
- Grade 3

33 x 23 x 24	33 x 23 x 24	42.5 x 23 x 24	42.5 x 23 x 24
35 x 23 x 24	35 x 23 x 24	47 x 27 x 30	47 x 27 x 30
20 lbs.	20 lbs.	27 lbs.	27 lbs.
19	19	19	19
18	18	28	28
19	19	19	19
17.75	17.75	17.75	17.75
15	15	15	15
NA	20.5	NA	20.5

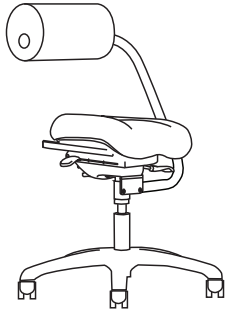
- Chair (H x W x D)
- Box (H x W x D)
- Chair Weight
- Seat Width
- Seat Height
- Seat Depth
- Back Width
- Back Height
- Arm Width



Add Option Codes after base model number NSID211 - __

General

C6 Optional Casters Set of 4	\$12.60
CBL002 Ganging Device 2 per set	\$12.60



ABC1133



ABC1333



ABC1533



ABC1633



ABC1733

Grade 1
Grade 2






\$453.60	\$457.80	\$470.40	\$504.00	\$525.00
\$474.60	\$478.80	\$491.40	\$525.00	\$546.00

Chair (H x W x D)	42 x 28 x 28	42 x 28 x 28	42 x 28 x 28	42 x 28 x 28	42 x 28 x 28
Box (H x W x D)	35 x 25.5 x 17.5	35 x 25.5 x 17.5	35 x 25.5 x 17.5	35 x 25.5 x 17.5	35 x 25.5 x 17.5
Chair Weight	45 lbs.	44 lbs.	49 lbs.	46 lbs.	46 lbs.
Seat Width	20	23	19	23	24
Seat Height	21 – 26	20.5 – 25.5	19.5 – 24.5	22 – 27	22 – 27
Seat Depth	11.5 – 16.5	12 – 17	11.5 – 16.5	11.5 – 16	11.5 – 16
Seat Angle	R 0° – F 15°	R 0° – F 15°	R 0° – F 15°	R 0° – F 15°	R 0° – F 15°
Base Diameter	26	26	26	26	26

How to Specify

Series Code	Select a Back	Select a Seat	Select an Arm <small>(Add to Armless Price)</small>	Select a Chair Mech
ABC AbChair®	<ul style="list-style-type: none"> 1 Urethane 2 Upholstered Foam 	<ul style="list-style-type: none"> 1 Small Seat 3 Medium Seat 5 Urethane Seat 6 Medium Seat, Moderate Contour 7 Medium Seat, Deep Contour 	<ul style="list-style-type: none"> 3 Black Arm \$0.00 	<ul style="list-style-type: none"> 3 w/Seat Slider
ABC	1	3	3	3

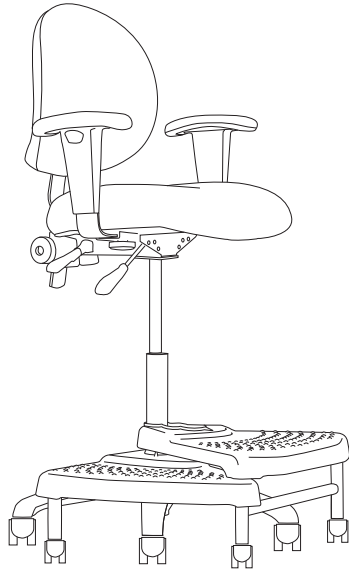
Upholstered AbRest™

					
ABC2133	ABC2333	ABC2533	ABC2633	ABC2733	
\$453.60	\$457.80	\$470.40	\$504.00	\$525.00	Grade 1
\$474.60	\$478.80	\$491.40	\$525.00	\$546.00	Grade 2
42 x 28 x 28	42 x 28 x 28	42 x 28 x 28	42 x 28 x 28	42 x 28 x 28	Chair (H x W x D)
35 x 25.5 x 17.5	35 x 25.5 x 17.5	35 x 25.5 x 17.5	35 x 25.5 x 17.5	35 x 25.5 x 17.5	Box (H x W x D)
45 lbs.	44 lbs.	49 lbs.	46 lbs.	46 lbs.	Chair Weight
20	23	19	23	24	Seat Width
21 – 26	20.5 – 25.5	19.5 – 24.5	22 – 27	22 – 27	Seat Height
11.5 – 16.5	12 – 17	11.5 – 16.5	11.5 – 16	11.5 – 16	Seat Depth
R 0° – F 15°	R 0° – F 15°	R 0° – F 15°	R 0° – F 15°	R 0° – F 15°	Seat Angle
26	26	26	26	26	Base Diameter

Industrial/Healthcare

Add Option Codes after base model number ABC1333 - _ _ _ _ _

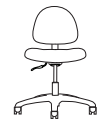
Standard Features	Casters/Glides	Cylinders	Stool Options
C1 Hard Floor Casters	C1 Hard Floor Casters \$10.50	L3 5" Cylinder \$0.00	R1 18" Black Plastic Footring \$25.20 <i>Only available on (L4)</i>
B0 26" Black Base	C2 Glides \$10.50	L4 8" Cylinder \$23.10	R2 20" Chrome Footring \$33.60 <i>Only available on (L4)</i>
L3 5" Cylinder	C3 Hard Floor Brake/In \$77.70		R7 NeXtep® 8" w/Glides \$56.70 <i>Not available on (L1)</i>
	C4 Hard Floor Brake/Out \$25.20		R8 NeXtep® 8" with Casters \$77.70 <i>Not available on (L1)</i>
General	Bases		R9 NeXtep® 10" w/Glides \$56.70 <i>Only available on (L4)</i>
CR Cleanroom to Class 100 \$50.40	B0 26" Black \$0.00		R10 NeXtep® 10" H-leg with Casters \$77.70 <i>Only available on (L4)</i>
E ESD \$121.80	B9 28" Chrome \$67.20		R11 NeXtep® 12" w/Glides \$56.70 <i>Only available on (L4)</i>
	B22 22" Black \$0.00		R12 NeXtep® 12" w/Casters \$77.70 <i>Only available on (L4)</i>
			R17 NeXtep® Combo 8"/10" w/Glides \$98.70 <i>Only available on (L4)</i>
			R18 NeXtep® Combo 8"/10" w/Casters \$123.90 <i>Only available on (L4)</i>



Low Back



NCF111



NCF121

QS

- Grade 1
- Grade 2
- Grade 3

\$205.80	\$210.00
\$226.80	\$231.00
\$247.80	\$252.00

Chair (H x W x D)	32 x 26 x 26	32 x 26 x 26
Box (H x W x D)	35 x 25.5 x 17.5	35 x 25.5 x 17.5
Chair Weight	26 lbs.	26 lbs.
Seat Width	19	20
Seat Depth	18	19
Back Width	16	16
Back Height	14	14
Arm Width	17 – 21	17 – 21
Base Diameter	26	26

Basic - 1

Seat Height	15.5 – 20.5	16 – 21
Seat Angle	R 3°	R 3°
Back Height	NA	NA
Back Angle	NA	NA
Back Depth	3	3

Standard - 2

Seat Height	15.5 – 20.5	15.5 – 20.5
Seat Angle	R 5°	R 5°
Back Height	15	15
Back Angle	90° – 120°	90° – 120°
Lumbar Range	4	4

Deluxe-tilt - 3

Seat Height	16 – 21	16 – 21
Seat Angle	F 4° – R 7°	F 4° – R 7°
Back Height	15	15
Back Angle	101° – 130°	101° – 130°
Lumbar Range	4	4

How to Specify

Series Code

NCF Adapta™

NCF

Select a Back

- 1 Low Back
- 2 Mid Back
- 3 High Back




2

Select a Seat

- 1 Small Seat
- 2 Medium Seat
- 3 Large Seat

1

Select a Chair Mech

- 1 Basic \$0.00 
- 2 Standard \$25.20 
- 3 Deluxe-tilt \$37.80 

1

Mid Back

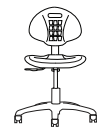
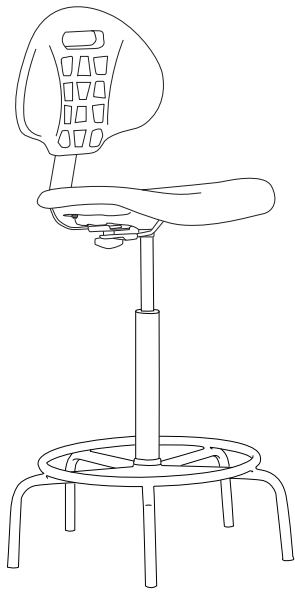
High Back

Mid Back			High Back			
NCF211	NCF221	NCF231	NCF321	NCF331		
\$239.40	\$243.60	\$247.80	\$252.00	\$256.20		Grade 1
\$260.40	\$264.60	\$268.80	\$273.00	\$277.20		Grade 2 QS
\$281.40	\$285.60	\$289.80	\$294.00	\$298.20		Grade 3
33 x 26 x 26	33 x 26 x 26	33 x 26 x 26	38 x 26 x 26	38 x 26 x 26	Chair (H x W x D)	
35 x 25.5 x 17.5	35 x 25.5 x 17.5	35 x 25.5 x 17.5	35 x 25.5 x 17.5	35 x 25.5 x 17.5	Box (H x W x D)	
30 lbs.	30 lbs.	30 lbs.	30 lbs.	30 lbs.	Chair Weight	
19	20	23	20	23	Seat Width	
18	19	20	19	20	Seat Depth	
18	18	18	18.5	18.5	Back Width	
15	15	15	20	20	Back Height	
17 - 21	17 - 21	19 - 23	17 - 21	19 - 23	Arm Width	
26	26	26	26	26	Base Diameter	
15.5 - 20.5	16 - 21	15.5 - 20.5	16 - 21	15.5 - 20.5	Seat Height	Basic - 1
R 3°	R 3°	R 3°	R 3°	R 3°	Seat Angle	
NA	NA	NA	NA	NA	Back Height	
NA	NA	NA	NA	NA	Back Angle	
3	3	3	3	3	Back Depth	
15.5 - 20.5	15.5 - 20.5	15.5 - 20.5	15.5 - 20.5	15.5 - 20.5	Seat Height	Standard - 2
R 5°	R 5°	R 5°	R 5°	R 5°	Seat Angle	
16 - 20	16 - 20	16 - 20	20 - 24	20 - 24	Back Height	
90° - 120°	90° - 120°	90° - 120°	90° - 130°	90° - 130°	Back Angle	
4	4	4	4	4	Lumbar Range	
16 - 21	16 - 21	16 - 21	16 - 21	16 - 21	Seat Height	Deluxe-tile - 3
F 4° - R 6°	F 4° - R 6°	F 4° - R 6°	F 4° - R 6°	F 4° - R 6°	Seat Angle	
16 - 20	16 - 20	16 - 20	20 - 24	20 - 24	Back Height	
110° - 136°	110° - 136°	110° - 136°	105° - 132°	105° - 132°	Back Angle	
4	4	4	4	4	Lumbar Range	

Add Option Codes after base model number NCF211 - - - - -

Standard Features	Bases	Stool Options
C1 Hard Floor Casters	B0 26" Black \$0	R1 18" Black Plastic Footring \$25.20 <i>Only available on (L4) or (L5)</i>
B0 26" Black Base	B6 26" Polished Aluminum \$140	R2 20" Chrome Footring \$33.60 <i>Only available on (L4) or (L5)</i>
L3 5" Cylinder	B9 28" Chrome \$160	R8 NeXtep® 8" with Casters \$77.70 <i>Not available on (L1) or (L2)</i>
General	B12 28" Black \$110	R10 NeXtep® 10" H-leg with Casters \$77.70 <i>Only available on (L4) or (L5)</i>
CR Cleanroom to Class 100 \$50.40	B20 25" Spider Ring w/Glides \$95 <i>Special delivery required</i>	R18 NeXtep® Combo 8"/10" w/Casters \$123.90 <i>Not available on (L1) or (L2)</i>
E ESD \$121.80	Cylinders	Arms
F Fring™ Footrest \$21.00 <i>Only available on (B0)</i>	L1 3" Cylinder \$0.00	A0 4" Adjustable \$58.80
Casters/Glides	L2 4" Cylinder \$0.00	A2 T arms \$37.80
C1 Hard Floor Casters \$10.50	L3 5" Cylinder \$0.00	A3 3" Adjustable \$37.80
C2 Glides \$10.50	L4 8" Cylinder \$23.10	A5 Friction Tracker \$199.50
C3 Hard Floor Brake/In \$77.70	L5 10" Cylinder \$23.10	A6 4" Adjustable Extended Height \$79.80
C4 Hard Floor Brake/Out \$25.20		A8 Friction Tracker Extended Height \$220.50
C5 Single Wheel Industrial \$25.20 <i>Hard floor</i>		

Industrial/Healthcare



NCUGG1

Urethane \$151.20

Chair (H x W x D)	36 x 26 x 26
Box (H x W x D)	35 x 25.5 x 17.5
Chair Weight	22 lbs.
Seat Width	18
Seat Height	15 – 20
Seat Depth	15 – 17
Seat Angle	R 8°
Back Width	16
Back Height	12
Back Angle	NA
Arm Height	NA
Arm Width	NA
Base Diameter	26

How to Specify

Series Code	Back	Seat	Select a Chair Mech
NCU Geo™	G Geo Urethane	G Geo Urethane	1 Basic
NCU	G	G	1

Add Option Codes after base model number NCUGG1 - _ _ _ _

Standard Features	Bases	Cylinders	Stool Options
C1 Hard Floor Casters	B0 26" Black \$0.00	L1 3" Cylinder \$0.00	R1 18" Black Plastic Footring \$25.20 <i>Only available on (L4) or (L5)</i>
B0 26" Black Base	B6 26" Polished Aluminum \$58.80	L2 4" Cylinder \$0.00	R2 20" Chrome Footring \$33.60 <i>Only available on (L4) or (L5)</i>
L3 5" Cylinder	B9 28" Chrome \$67.20	L3 5" Cylinder \$0.00	R8 NeXtep® 8" with Casters \$77.70 <i>Not available on (L1) or (L2)</i>
General	B12 28" Black \$46.20	L4 8" Cylinder \$23.10	R10 NeXtep® 10" H-leg with Casters \$77.70 <i>Only available on (L4) or (L5)</i>
CR Cleanroom to Class 100 \$29.40	B20 25" Spider Ring w/Glides \$39.90 <i>Special shipping required</i>	L5 10" Cylinder \$23.10	R18 NeXtep® Combo 8"/10" w/Casters \$123.90 <i>Not available on (L1) or (L2)</i>
F Fring™ Footrest \$21.00 <i>Only available on (B0)</i>			
Casters/Glides			
C1 Hard Floor Casters \$0.00			
C2 Glides \$0.00			
C3 Hard Floor Brake/In \$77.70			
C4 Hard Floor Brake/Out \$25.20			
C4 Hard Floor Brake/Out \$25.20			

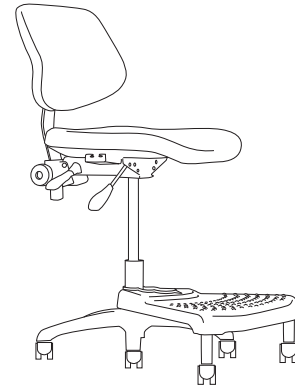


NCU551 NCU552 NCU553

\$197.40 \$222.60 \$235.20

Urethane

	Basic	Standard	Deluxe-tilt	
	32 x 26 x 26	32 x 26 x 26	32 x 26 x 26	Chair (H x W x D)
	35 x 25.5 x 17.5	35 x 25.5 x 17.5	35 x 25.5 x 17.5	Box (H x W x D)
	41 lbs.	41 lbs.	41 lbs.	Chair Weight
	19	19	19	Seat Width
	14.5 - 19.5	15 - 20	15 - 20	Seat Height
	17.5 - 20	18	18	Seat Depth
	R 5°	NA	F 7° - R 4°	Seat Angle
	17	17	17	Back Width
	16.25	14.5 - 18.5	14.5 - 18.5	Back Height
	103°	90° - 120°	105° - 136°	Back Angle
	16 - 20	16 - 20	16 - 20	Arm Width
	26	26	26	Base Diameter



How to Specify

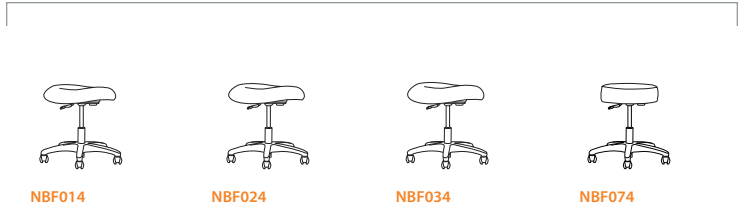
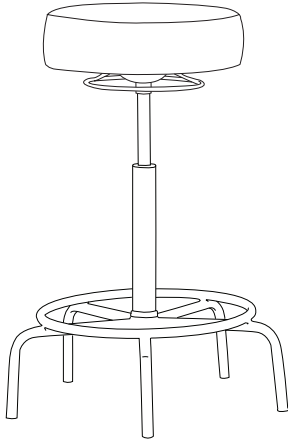
Series Code	Back	Seat	Select a Chair Mech
NCU Graphite™	5 Flat Urethane	5 Flat Urethane	<ul style="list-style-type: none"> 1 Basic 2 Standard 3 Deluxe-tilt
NCU	5	5	2

Industrial/Healthcare

Add Option Codes after base model number NCU552 - _ - _ - _

Standard Features	Bases	Stool Options
C1 Hard Floor Casters	B0 26" Black \$0.00	R1 18" Black Plastic Footring \$25.20 <i>Only available on (L4) or (L5)</i>
B0 26" Black Base	B6 26" Polished Aluminum \$58.80	R2 20" Chrome Footring \$33.60 <i>Only available on (L4) or (L5)</i>
L3 5" Cylinder	B9 28" Chrome \$67.20	R8 NeXtep® 8" with Casters \$77.70 <i>Not available on (L1) or (L2)</i>
General	B12 28" Black \$46.20	R10 NeXtep® 10" H-leg with Casters \$77.70 <i>Only available on (L4) or (L5)</i>
CR Cleanroom to Class 100 \$29.40	B20 25" Spider Ring w/Glides \$39.90	R18 NeXtep® Combo 8"/10" w/Casters \$123.90 <i>Not available on (L1) or (L2)</i>
F Fring™ Footrest \$21.00 <i>Only available on (B0)</i>	Cylinders	Arms
Casters/Glides	L1 3" Cylinder \$0.00	A0 4" Adjustable \$58.80
C1 Hard Floor Casters \$0.00	L2 4" Cylinder \$0.00	A2 T Arms \$37.80
C2 Glides \$0.00	L3 5" Cylinder \$0.00	A3 3" Adjustable \$37.80
C3 Hard Floor Brake/In \$77.70	L4 8" Cylinder \$23.10 <i>Standard with (B0)</i>	A5 Friction Tracker \$199.50
C4 Hard Floor Brake/Out \$25.20	L5 10" Cylinder \$23.10 <i>Standard with (B0)</i>	A6 4" Adjustable Extended Height \$79.80
C5 Single Wheel Industrial \$25.20 <i>Hard Floor</i>		A8 Friction Tracker Extended Height \$220.50

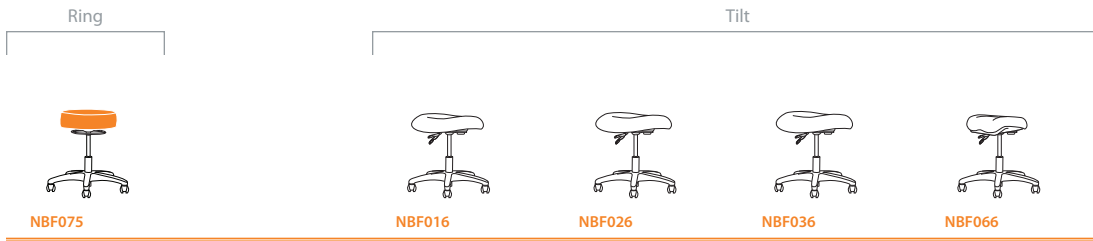




	NBF014	NBF024	NBF034	NBF074
Grade 2	\$142.80	\$151.20	\$163.80	\$88.20
Chair (H x W x D)	15.5 x 22 x 22	15.5 x 22 x 22	15.5 x 22 x 22	16 x 22 x 22
Box (H x W x D)	11 x 25 x 25	11 x 25 x 25	11 x 25 x 25	11 x 25 x 25
Chair Weight	16 lbs.	18 lbs.	18 lbs.	14 lbs.
Seat Width	19	19.5	22.5	16
Seat Height	15.5 – 20.5	15.5 – 20.5	15.5 – 24.5	16 – 21
Seat Depth	17.5	18.5	19.5	16
Seat Angle	R 3°	R 3°	R 3°	NA
Base Diameter	22	22	22	22

How to Specify

Series Code	Back	Select a Seat	Select a Chair Mech
NBF Stratus™ Upholstered	0 Backless	1 Small Seat 2 Medium Seat 3 Large Seat 6 Medium Seat, Moderate Contour 7 Round	4 Basic 5 Ring <i>Only available on (7) Seat</i> 6 Tilt <i>Not available on (7) Seat</i>
NBF	0	2	5



NBF075 **NBF016** **NBF026** **NBF036** **NBF066**

\$100.80	\$184.80	\$193.20	\$205.80	\$205.80
----------	----------	----------	----------	----------

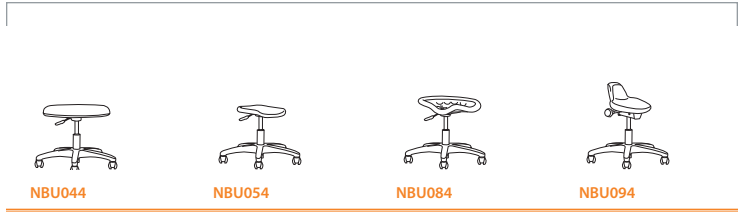
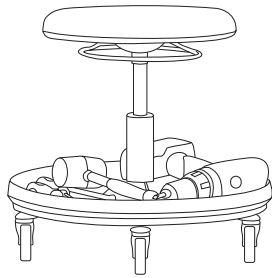
Grade 2

16 x 22 x 22	15.5 x 22 x 22	15.5 x 22 x 22	15.5 x 22 x 22	17 x 22 x 22	Chair (H x W x D)
11 x 25 x 25	11 x 25 x 25	11 x 25 x 25	11 x 25 x 25	11 x 25 x 25	Box (H x W x D)
14 lbs.	16 lbs.	18 lbs.	18 lbs.	30 lbs.	Chair Weight
16	19	19.5	22.5	23	Seat Width
16 - 22	15.5 - 20.5	16 - 21	15.5 - 20.5	17 - 22	Seat Height
16	17.5	18.5	19.5	20	Seat Depth
NA	F 5° - R 17.5°	F 4° - R 17°	F 4° - R 17°	F 2° - R 14°	Seat Angle
22	22	22	22	22	Base Diameter

Industrial/Healthcare

Add Option Codes after base model number NBF025 - _ _ - _ _

Standard Features	Casters/Glides	Cylinders	Stool Options
C1 Hard Floor Casters	C1 Hard Floor Casters \$0.00	L1 3" Cylinder \$0.00	R1 18" Black Plastic Footring \$25.20 <i>Only available on (L4) or (L5)</i>
B22 22" Black Base	C2 Glides \$0.00	L2 4" Cylinder \$0.00	R2 20" Chrome Footring \$33.60 <i>Only available on (L4) or (L5)</i>
L3 5" Cylinder	C3 Hard Floor Brake/In \$77.70	L3 5" Cylinder \$0.00	R8 NeXtep® 8" with Casters \$77.70 <i>Not available on (L1) or (L2)</i>
General	C4 Hard Floor Brake/Out \$25.20	L4 8" Cylinder \$23.10	R10 NeXtep® 10" H-leg with Casters \$77.70 <i>Only available on (L4) or (L5)</i>
CR Cleanroom to Class 100 \$50.40	C5 Single Wheel Industrial \$25.20 <i>Hard floor</i>	L5 10" Cylinder \$23.10	R18 NeXtep® Combo 8"/10" w/Casters \$123.90 <i>Not available on (L1) or (L2)</i>
E ESD \$121.80	Bases		
F Fring™ Footrest \$21.00 <i>Only available on (B0)</i>	B0 26" Black \$0.00		
	B6 26" Polished Aluminum \$58.80		
	B9 28" Chrome \$67.20		
	B10 18" Tool Tray \$77.70		
	B12 28" Black \$46.20		
	B20 25" Spider Ring w/Glides \$39.90		



Urethane

	NBU044	NBU054	NBU084	NBU094
Chair (H x W x D)	14 x 22 x 22	15 x 22 x 22	15 x 22 x 22	14 x 22 x 22
Box (H x W x D)	11 x 25 x 25	11 x 25 x 25	11 x 25 x 25	11 x 25 x 25
Chair Weight	17 lbs.	28 lbs.	22 lbs.	17 lbs.
Seat Width	14	19	19	13
Seat Height	14 – 19	15 – 20.5	15 – 20	13 – 18
Seat Depth	14	18	13.5	8.5
Seat Angle	NA	R 5°	R 1°	NA
Back Width	NA	NA	NA	NA
Back Height	NA	NA	NA	NA
Back Angle	NA	NA	NA	NA
Arm Height	NA	NA	NA	NA
Arm Width	NA	NA	NA	NA
Base Diameter	22	22	22	22

How to Specify

Series Code	Back	Select a Seat	Select a Chair Mech
NBU Stratus™ Urethane	0 Backless	<ul style="list-style-type: none"> 4 Round Urethane 5 Flat Urethane 8 Tractor Urethane 9 Sit/Stand Urethane 	<ul style="list-style-type: none"> 4 Basic 5 Ring <i>Not available on (5) or (8) Seat</i> 6 Tilt <i>Not available on (4) Seat</i>
NBU	0	8	4



NBU045	NBU095	NBU056	NBU086	NBU096
\$96.60	\$117.60	\$176.40	\$189.00	\$147.00

Urethane

14 x 22 x 22	14 x 22 x 22	15 x 22 x 22	15 x 22 x 22	14 x 22 x 22	Chair (H x W x D)
11 x 25 x 25	11 x 25 x 25	11 x 25 x 25	11 x 25 x 25	11 x 25 x 25	Box (H x W x D)
17 lbs.	17 lbs.	28 lbs.	22 lbs.	17 lbs.	Chair Weight
14	13	19	19	13	Seat Width
14.5 – 19.5	13.5 – 18.5	15.5 – 20.5	14.5 – 19.5	13.5 – 18.5	Seat Height
14	8.5	18	13.5	8.5	Seat Depth
NA	F 2°	F 1° – R 16°	F 13° – R 1°	F 9° – R 4.5°	Seat Angle
NA	NA	NA	NA	NA	Back Width
NA	NA	NA	NA	NA	Back Height
NA	NA	NA	NA	NA	Back Angle
NA	NA	NA	NA	NA	Arm Height
NA	NA	NA	NA	NA	Arm Width
22	22	22	22	22	Base Diameter

Industrial/Healthcare

Add Option Codes after base model number NBU084 - _ _ - _ _

Standard Features

C1 Hard Floor Casters	
B22 22" Black Base	
L3 5" Cylinder	

Casters/Glides

C1 Hard Floor Casters	\$0.00
C2 Glides	\$0.00
C3 Hard Floor Brake/In	\$77.70
C4 Hard Floor Brake/Out	\$25.20
C5 Single Wheel Industrial <i>Hard floor</i>	\$25.20

Cylinders

L1 3" Cylinder	\$0.00
L2 4" Cylinder	\$0.00
L3 5" Cylinder	\$0.00
L4 8" Cylinder	\$23.10
L5 10" Cylinder	\$23.10

Standard Features — 9 Seat

C2 Glides	
B22 22" Black Base	
L3 5" Cylinder	

Bases

B0 26" Black	\$0.00
B6 26" Polished Aluminum	\$58.80
B9 28" Chrome	\$67.20
B10 18" Tool Tray <i>Only available on (L1) or (L2)</i>	\$77.70
B12 28" Black	\$46.20
B20 25" Spider Ring w/Glides	\$39.90

Stool Options

R1 18" Black Plastic Footring <i>Only available on (L4) or (L5)</i>	\$25.20
R2 20" Chrome Footring <i>Only available on (L4) or (L5)</i>	\$33.60
R8 NeXtep® 8" with Casters <i>Not available on (L1) or (L2)</i>	\$77.70
R10 NeXtep® 10" H-leg with Casters <i>Only available on (L4) or (L5)</i>	\$77.70
R18 NeXtep® Combo 8"/10" w/Casters <i>Not available on (L1) or (L2)</i>	\$123.90

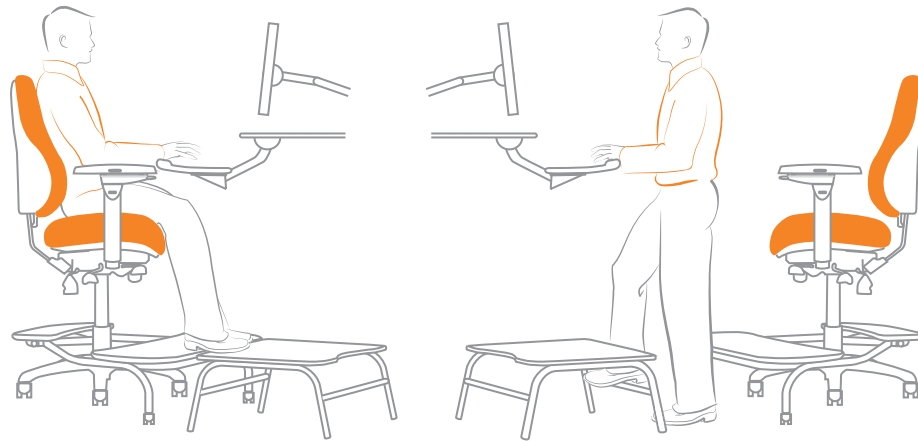
General

CR Cleanroom to Class 100	\$29.40
F Fring™ Footrest <i>Only available on (B0)</i>	\$21.00

Start of a Revolution

N-tune® is all about raising desk heights from 29" to 40" and then raising the chair to stool height, allowing users to easily transition between sitting and standing throughout the workday. Not only does this help alleviate the pains of a sedentary workday, the overall health benefits it provides are immense as well.

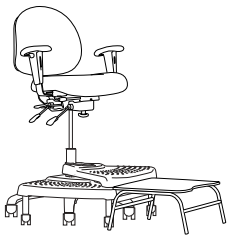
By standing for just 2 hours throughout an average workday, you can burn an extra 280 calories, translating into improvements in BMI, cholesterol and blood pressure levels and many other positive health outcomes.



N-tune® Setup — Good

- Right Chair™ with 9 adjustable features
- Single platform, depth adjustable NeXtep® 10"
- N-position™ has 10" platform for sitting with a 6" footrail for standing
- N-position™ supports up to 400 lbs.

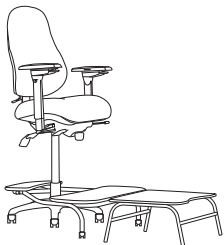
RTC4235-L5-R10-F3 \$632.10



N-tune® Setup — Better

- Shark™ with 9 adjustable features
- Dual platform, depth adjustable NeXtep® Combo 8"/10"
- N-position™ has 10" platform for sitting with a 6" footrail for standing
- N-position™ supports up to 400 lbs.

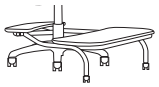
SHA2336-L5-R18-F3 \$695.10



N-tune® Setup — Best

- 8000 Series has 13 adjustable features
- Safe and easy entering and exiting with N-step™
- N-position™ has 10" platform for sitting with a 6" footrail for standing
- N-position™ supports up to 400 lbs.

NPS8600-L5-T3-F3 \$997.50



N-step™

- Work-related injury/illness can decrease 28%
- Safe and easy entering and exiting of stool
- 10" high surface
- Locking casters
- Supports up to 400 lbs.

T3 (Silver Legs) \$207.90

T4 (Black Legs) \$207.90

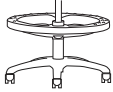


N-position™

- Wide platform for comfortable positioning of the feet and leg support
- Top surface provides extra surface area, 10" above ground, to support legs while sitting
- 6" footrail provides alternate foot position while standing
- Supports up to 400 lbs.

F3 (Silver Legs) \$165.90

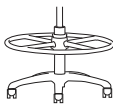
F4 (Black Legs) \$165.90



18" Black Plastic Footring

- Flat surface
- Height adjustable

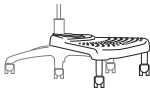
R1 \$25.20



20" Chrome Footring

- Height adjustable

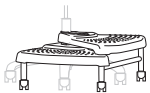
R2 \$33.60



NeXtep®

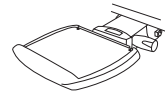
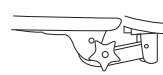
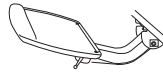
- Adjustable Depth (13", 15", 17") from cylinder
- Wide platform for comfortable and ergonomic positioning of the feet and leg support
- Strong, stable step for entering and exiting the stool
- Allows high back models to be used as a stool
- Supports up to 400 lbs.
- Compatible with most competitor's stools as retrofit

Note: For compatibility info., call Customer Service at 800-446-3746

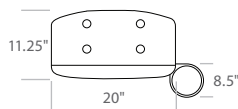


Glides				Locking Casters				
w/ Chair		NeXtep® Only		w/ Chair		NeXtep® Only		
R7	\$56.70	R7	\$77.70	R8	\$77.70	R8	\$98.70	NeXtep® 8"
R9	\$56.70	R9	\$77.70	R10	\$77.70	R10	\$98.70	NeXtep® 10"
R11	\$56.70	R11	\$77.70	R12	\$77.70	R12	\$98.70	NeXtep® 12"
R17	\$98.70	R17	\$119.70	R18	\$123.90	R18	\$144.90	NeXtep® Combo 8"/10"
R21	\$98.70	R21	\$119.70	R22	\$123.90	R22	\$144.90	NeXtep® Combo 10"/12"

Keyboard Trays/Arms

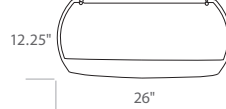


	Leverless	Sit/Stand	Econo	Dual Indicator
Code	A	C	E	U
Leverless Height	•	•		
Height	-6" to 2.5"	-6" to 8"	-5.25" to 0"	-7" to 3.5"
Tilt	-15° to 0°	-15° to 0°	-15° to 15°	-15° to 0°
Spring Assist	•	•	•	•
360° Rear Swivel	•	•	•	•
Track Length	23"	21"	18"	23"
Option (S) Short Track	18"	18"		18"
Teflon Track	•	•	•	•
List	\$88.20	\$96.60	\$67.20	\$102.90



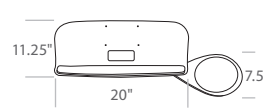
- 11**
- Straights, corners and natural keyboards
 - Anti-skid neoprene pads hold keyboard securely in place

\$65.10



- 43 — SofTouch™**
- Straight
 - Urethane over steel plate
 - Includes mouse surface

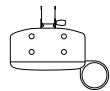
\$96.60



- 86 — elementAl®**
- Straights, corners and natural keyboards
 - Made from strong 100% recycled aluminum
 - Polished surface

\$123.90

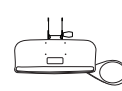
Easy Combos



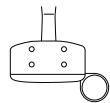
Easy A11 \$153.30



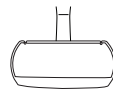
Easy A43 \$184.80



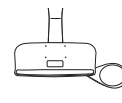
Easy A86 \$212.10



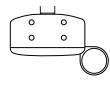
Easy C11 \$161.70



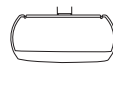
Easy C43 \$193.20



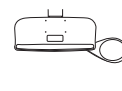
Easy C86 \$220.50



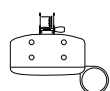
Easy E11 \$132.30



Easy E43 \$163.80



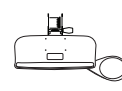
Easy E86 \$191.10



Easy U11 \$168.00



Easy U43 \$199.50



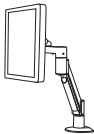
Easy U86 \$226.80



StandUp®

- Work-related injury/illness can decrease 28%
- Lost time can decrease 82%
- Productivity can increase 17%
- Retrofits between most existing keyboard trays and keyboard arms
- May mount directly to work surface without keyboard arm
- Additional 2" – 11" height adjustment
- Infinite range positioning
- \$21.00 discount when ordered with any Easy Combo

SUP04 \$176.40



Monitor Arm

- Includes FLEXmount™ with 6 mounting options
- 24" of horizontal range
- 16" of vertical range (wall mount)
- 9" of vertical range (desk mount)
- Collapses to just 3" of space
- Pneumatic balancing
- Rotates 360° at three points

Note: For multi-screen solutions, call Customer Service at 800-446-3746

KCG-110B \$191.10

Easy Combo Options

F	Swivel Forward <i>Only available on (11) keyboard tray</i>	\$10.50
L	Left Mounted Mouse Platform	\$0.00
S	Short Track – 18" <i>Only available on (A) or (C) arms</i>	\$0.00
T	Tilt Range -15° to 15° <i>Only available on (C) keyboard arm</i>	\$0.00

Patent Information

Neutral Posture	U.S. Patent #4,552,404
AbStool®	U.S. Patent #6,877,812
	U.S. Patent #7,104,606
Adjustable Arms	U.S. Patent #6,296,312 B1
Adjustment Guide	U.S. Patent #D458,7775
Balance™	U.S. Patent #D543,038
elementAI®	U.S. Patent #D588145
Fring™ Footrest	U.S. Patent #6,142,571
	U.S. Patent #6,607,246
Inflatable Lumbar	U.S. Patent #6,220,663 B1
	U.S. Patent #6,290,295 B1
Keyboard Tray	U.S. Patent #D588,145
NeXtep®	U.S. Patent #7,036,886
N-Position™	U.S. Patent #D557,513
StandUp®	U.S. Patent #7,048,236
Other Patents Pending	

Certification

Independent tests show that all Neutral Posture, Inc. (NP) chairs meet or exceed current ANSI/HFES 100-2007, ANSI/BIFMA and California 117 certification standards. Certain NP products meet California 133 and Task Intensive certification standards. All cylinders are rated Class 4 or better by UNI standards.

Design

Neutral Posture reserves the right to make changes and improvements in design and materials and to discontinue parts and components at the discretion of Neutral Posture’s Quality Control Committee.

Returns

All merchandise returns must be pre-approved by the factory and sent freight prepaid. Contact the Customer Service Department at NP to receive a Return Merchandise Authorization (RMA) number for any return. RMAs are valid for thirty (30) days and any returned merchandise without a RMA number will be refused.

No deductions from any NP invoices can be made for return merchandise until it is approved by the corporate office. No deductions will be honored until returned goods are processed through our Quality Control Audit.

All returns for cancelled orders must be pre-approved by the corporate office and sent freight prepaid. No returns will be authorized unless our inventory allows it, the parts are in good reusable condition, and it was sold within the last three (3) months. Authorized returns will be charged a 30% restocking fee, by agreement, to cover handling, inspection, stocking and repackaging.

Women’s Business Enterprise (WBE)

This certification is administered by the Women’s Business Enterprise National Council (WBENC) and is used by most large corporations to qualify potential vendors as credible diversity suppliers.

www.wbenc.org

Historically Underutilized Business (HUB)

ANSI/BIFMA

Neutral Posture, Inc. is a member of the Business and Institutional Furniture Manufacturer’s Association (BIFMA). Tests developed by the BIFMA and approved by the American National Standards Institute (ANSI) determine the strength and durability of seating in its everyday use. Although this testing does not serve as a warranty or guarantee, Neutral Posture products within this price list meet or exceed applicable ANSI/BIFMA X5.1-2002, BIFMA G1- 2001 and ANSI/HFES 100-2007 standards.

GREENGUARD® Certified

All Neutral Posture products are certified by GREENGUARD® for indoor air quality.

Custom Logos

Neutral Posture can include your company, university, mascot, etc. as a custom logo. Embroidery on most fabrics or in the knit of Cloud 9™ selections. Call the customer service department for details and cost.

Cleanroom to Class 100

Independent testing according to Federal STD 209E (correlates to ISO-14644C Class 5) confirms Neutral Posture Cleanroom seating meets or exceeds Class 100 requirements. Neutral Posture Cleanroom models are designed to prevent particulates in Cleanroom environments. In addition to top-quality vinyl upholstery, HEPA filtration system in seat and backrest prevent particulate release.

Available Chairs	Upcharge
NPS5500-D1	\$50.40
NPS5600-D1	\$50.40
AbChair®	\$50.40
Adapta™	\$50.40
Stratus™ (Upholstered)	\$50.40
Stratus™ (Urethane)	\$29.40
Graphite™	\$29.40
Geo™	\$29.40

CAL 133

Almost every model in the Neutral Posture family of seating products meets the specifications for California Technical Bulletin 117, the industry standard for upholstered furniture. Additionally, Neutral Posture chairs can be upgraded to meet the more stringent, California Technical Bulletin 133 standard, which is required by the California Bureau of Home Furnishings and Thermal Insulation for contract seating used in public facilities.

Standard CAL 133 Models and Options

Fabric	Contact Factory
Foam	N-dulgent® Memory Foam Standard on All CAL 133 Seats
Upcharge	\$165 to Grade 1 price

Avail. Chairs	Options	Exceptions
5000 Series	All	Inflatable Lumbar
6000 Series	All	Inflatable Lumbar all headrests
8000 Series	All	Inflatable Lumbar all headrests
AbChair®	All	Urethane AbRest™ Cleanroom
Dice™	All	Arms
Embrace™	All	Pulled Only
N-dure™	All	
Rio™	All	
Sahara™	All	
Shark™	All	

Neutral Posture can also utilize the Customer's Own Material (COM) for the CAL 133 upgrade if the material is an inherently flame retardant (FR) material, like Trevira® or Avora®. For large orders and corporate standards programs, Neutral Posture can also facilitate a lab-supervised burn test for each chair/upholstery combination. These tests will be negotiated and supervised through Neutral Posture's Engineering Department.

All models that comply with CAL 133 will be labeled accordingly on both the packing slip and the serial number description tag. Additionally, they will contain a label with the following notice:

Notice: This chair is manufactured in compliance with California Technical Bulletin 133 and meets the flammability requirements of the California Bureau of Home Furnishings.

ElectroStatic Discharge (ESD) Seating

Neutral Posture ESD models are tested to meet the requirements of today's ESD environment with conductive components and fabrics (1% carbon fiber with surface resistivity no greater than 1.3 x 10⁶ ohms/sq. cm when test in accordance with ANSI/ESD STM12.1-2006). ESD chairs are an integral part of an effective ESD system that includes a conductive floor or mat to complete conductive path.

Fabric:

- Conductive Cloth or Vinyl

Options:

- 20" Footring
- Upholstered Backs
- 4" Height Adj. Arms
- T Arms

Features:

- Polished Aluminum Base

Available Chairs	Upcharge:
5000 Series	\$50.40
6000 Series	\$50.40
8000 Series	\$50.40
AbChair®	\$50.40
Adapta™	\$50.40
Big & Tall	\$50.40
Rio™	\$50.40
Stratus™ Upholstered	\$50.40
XSM™ – Extra Small	\$50.40

Many other options and features available at an added charge for ESD including. Please refer to the on line form for pricing?

Customer Logo Order Form

For upcharge, call Customer Service at 800-446-3746

Client _____

Contact Name _____

Phone Number _____

Fax Number _____

Email Address _____

City _____

State _____ Zip _____

Purchase Order Number _____

Name of Logo _____

What size is the logo? (height x width) _____

Logo Placement _____

Is This Logo Licensed?

Yes _____ No _____

If Yes, the owner of the license must provide a letter of authorization, which includes the logo's PMS colors, for the following:

- Trademark
- Registered Trademark
- Copyright

Logo on Cloud 9™

Only available for 1 color logos

What is the logo color?

What is the chair color?

Embroidered Logo

Not Available in Patriot Plus

What is the fabric selection and color?

(manufacturer, pattern, color)

What are the logo PMS thread colors?

File Requirements

Acceptable File Formats: .jpg, .gif, .tif or .pdf

Send logo file to:

purchasing@neutralposture.com

ESD Order Form

Client _____

Contact Name _____

Phone Number _____

Fax Number _____

Email Address _____

City _____

State _____ Zip _____

Purchase Order Number _____

Quantity _____

Model # _____ List Price _____

Available Chairs

- 5000 Series
- 6000 Series
- 8000 Series
- AbChair®
- Adapta™
- Big & Tall
- Rio™
- Stratus™ Upholstered
- XSM™

Chair ships knockdown.
Fully Assembled shipping is
available for an extra charge.

ESD Option – Per Chair

Upcharge

Standard ESD Package (E)

\$121.80

- Add Conductivity to Grade 2 ESD fabric or vinyl
- Convert to Equivalent ESD Cylinder
- Convert to Aluminum Base
- Convert to Equivalent ESD Casters or Glides

Select Additional ESD Options

Upcharge

- | | |
|---|---------|
| <input type="checkbox"/> Add Conductivity to Upholstered Back (U) & (U1)
<i>Only Available on NPS and Rio™</i> | \$8.40 |
| <input type="checkbox"/> Add Conductivity to 4" Adjustable Arms | \$21.00 |
| <input type="checkbox"/> Add Conductivity to 20" Chrome Footring (R2) | \$8.40 |
| <input type="checkbox"/> Drag chain
<i>Includes chain and conductivity</i> | \$12.60 |

Total ESD Upcharge Per Chair _____

Fabrics

Grade 1

Spacer	OS Black	200648
Spacer	OS Ink	200649
Spacer	OS Pewter	200651
Spacer	OS Wine	200650
Ace	Basil	200701
Ace	Butterscotch	200702
Ace	OS Char	200703
Ace	Driftwood	200704
Ace	Fudge	200705
Ace	Grotto	200706
Ace	OS Jet	200707
Ace	Marina	200708
Ace	OS Midnight	200709
Ace	OS Peony	200710
Ace	Petunia	200711
Ace	Poppy	200712
Ace	Tarragon	200713
Ace	OS Toast	200714
Ace	Water	200715

Grade 3

Cloud 9™	OS Comet	
Cloud 9™	OS Dark Horizon	
Cloud 9™	OS Falling Star	
Cloud 9™	OS Fog	
Cloud 9™	OS Haze	
Cloud 9™	OS Midnight Sky	
Cloud 9™	OS Red Dawn	
Cloud 9™	OS Sky Blue	
Cloud 9™	OS Thunder	
Cloud 9™	OS Tropical Rain	
Revive™	Beanery	
Revive™	Biscay	
Revive™	Canvas	
Revive™	Deep Violet	
Revive™	OS Ebony	
Revive™	Fennel	
Revive™	OS Goose	
Revive™	Harvest	
Revive™	OS Ink	
Revive™	Mercury	
Revive™	OS Metal	
Revive™	Spice	

Vinyl

Grade 2

Nauga Soft	OS Satin	210312
Nauga Soft	OS Deep Sapphire	210313
Nauga Soft	OS Feather	210314
Nauga Soft	OS Velvet Brown	210315
Nauga Soft	OS Cabernet	210316


Leathers

Grade 4 – Faux Leather


N-Stead™	 Black	LV01
N-Stead™	Bone	LV06
N-Stead™	Burgundy	LV03
N-Stead™	Ginger	LV05
N-Stead™	Green	LV04
N-Stead™	Navy	LV02

Grade 5 – Leather

(Only Available on Balance™, Embrace™, Embrace Ergo™ and NV™)

Natural	 Black
---------	---

Grade 5 – Premium Faux Leather

Ultraleather™	Admiral	230233
Ultraleather™	Chianti	230232
Ultraleather™	Curry	230231
Ultraleather™	Orchard	230234
Ultraleather™	 Raven Wing	230230
Ultraleather™	Tan	230293

Grade 6 – Premium Leather

Madras	 Black	LL01
Madras	Bone	LL06
Madras	Burgundy	LL03
Madras	Ginger	LL05
Madras	Green	LL04
Madras	Navy	LL02

Leather Descriptions

N-Stead™

High-quality, durable vinyl/faux leather with matching colors to Madras leather

Ultraleather™

Supple faux leather with an extremely smooth hand natural feel

Madras

Premium, semi-aniline hides with natural grain and a smooth hand, leather/vinyl combo

Eco-friendly Leathers


100% biodegradable, naturally tanned top grain leather with a water based finish, suitable for most public and private environments

Spacer



Wine ^{OS} (200650) Pewter ^{OS} (200651) Ink ^{OS} (200649) Black ^{OS} (200648)

Ace



Basil (200701) Poppy (200712) Peony ^{OS} (200710) Petunia (200711) Fudge (200705)



Tarragon (200713) Grotto (200706) Water (200715) Marina (200708) Midnight ^{OS} (200709)



Butterscotch (200702) Toast ^{OS} (200714) Driftwood (200704) Char ^{OS} (200703) Jet ^{OS} (200707)

Cloud 9™



Comet ^{OS} Falling Star ^{OS} New Haze ^{OS} Fog ^{OS} Thunder ^{OS}




Tropical Rain ^{OS} Sky Blue ^{OS} Midnight Sky ^{OS} Dark Horizon ^{OS} Red Dawn ^{OS}

Revive™



Fennel Biscay Ink ^{OS}



Harvest Spice Deep Violet Beanery




Canvas Mercury Goose ^{OS} Metal ^{OS} Ebony ^{OS}


Grade 1

Grade 3

Grade 2




Hunter
(210319)



Marina
(210318)



Gypsum
(210323)



Smoke
(210317)



Merlot
(210320)

Metro Woven Crypton



Black Satin
(210312)



Deep Sapphire
(210313)



Feather
(210314)



Velvet Brown
(210315)



Cabernet
(210316)

Nauga Soft (Vinyl)
1 million double rubs


Grade 2 - ESD



Midnight
(220290)



Navy
(220271)



Forest
(220291)



Gray Flannel
(220288)



Burgundy
(220292)

Static



Black
(220273)



Micron Blue
(220272)

Stat-Con (Vinyl)



Women Owned Small Business

GSA

GREENGUARD

ISO 9001:2008 Approved

Made in the U.S.A.

NeutralPosture.com

3904 N. Texas Ave

Bryan, TX 77803

 979.778.0502

 979.778.0408