



Retail Price List
2010

Adjust Your Possibilities



NPS8600-H1
(see page 20)

NEW



5th to 95th
page 4



NV™
page 6



N-tune® Seating
System
page 10



5000 Series
page 12



6000 Series
page 16



8000 Series
page 20



eXtra S'Mall
Series
page 24



Big & Tall Series
page 28

NEW



Right Chair™
page 31



Balance™
page 33



Shark™
page 36



Sahara™
page 40



N-dure™
page 44



Rio™
page 46



Embrace Motion™
page 50



Embrace™
page 54



Classic
page 56

NEW



Dice™
page 58



Embrace™ Side
page 59



N-side™
High & Low
page 60



Balance™ Side
page 61



NPS Chair
Options
page 63



Stratus Urethane
page 64



Graphite
page 68



Stratus Upholstered
page 72



Adapta™
page 76



Geo Urethane
page 80



AbChair®
page 82



ESD
page 84



Cleanroom
page 86

NEW



NeXtep®
page 87



StandUp®
page 88




elementAI®
page 89



Laptop Prop
page 90



CPU Holder
page 90



Monitor Arms
page 90



N-enhancements®
and Accessories
page 91




General Info
page 97




ESD
page 85




Warranty
and Logos
page 99



Fabrics
page 100



N-dustrial™
Fabrics (Color)
page 101



5-Day Quick Ship
Fabrics (Color)
page 102

Contents



NPS5500-F
Cloud 9™ \$1,385
page 12



BAL5209-B15
Black Natural . . . \$1,380
page 33



NPS8600
Cloud 9™ \$1,530
page 20

NeutralPosture's



SHA2136
Cloud 9™ \$940
page 36



SAH2236-S
Cloud 9™ \$1,085
page 42



NBU084-C2
Urethane \$375
page 64



NPS8600-H1
Cloud 9™ \$1,810
page 20



BTC10110
Cloud 9™ \$2,200
page 30



Easy A33
List \$470
page 931

Top 12



EMB112K
Black Natural . . . \$980
page 54



NCF222-L4-R8
Grade 2 \$930
page 76



DCE211
Cloud 9™ \$430
page 58

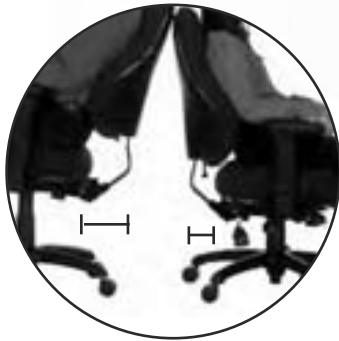
5th to 95th in the same chair

Any NP Series chair can be adjusted for almost anyone



SEAT HEIGHT
allows for differences in a short or tall person and provides the proper support for a neutral, stress-free position.

SEAT TENSION
may be adjusted to accommodate various body weights.



SEAT DEPTH
seat slider allows you to adjust to long or short leg lengths and allows more support from the seat pan.

SEAT ANGLE
adjusts to provide a more open trunk/thigh posture which increases the flow of blood and nutrients through the body reducing the build up of lactic acid.



BACK ANGLE
adjusted to the current task allows an individual a multitude of changes in a neutral, stress-free position throughout the day.

CONTOURED SEAT PANS
provide superior comfort through the reduction of pressure in the buttock/thigh area.



Seated workers vary dramatically in height and weight (5th percentile female = 4'11" to 95th percentile male = 6'2"). The adjustability of Neutral Posture® chairs and modularity of seats and backs allow us to accommodate the widest possible range of seated workers, from the 5th percentile female to the 95th percentile male. The images on these pages show the range of adjustability used to fit this dramatic anthropometric range, *all in the same chair* (NPS8600-F shown, other models available).

"Those who say their chair has a passive backrest or 'automatically adjusts' usually have been designed for the average and therefore it is uncomfortable for everyone and does not fit anyone. Just because it moves doesn't mean it's ergonomic. For a passive backrest to work it would have to have a separate tension adjustment for various upper body or 'trunk' weights. As designed, the heavier person would fall back and the lighter person would not move the back rest."

– Dr. Congleton Ph.D., P.E., C.P.E.



5th percentile female — 95th percentile male



Both female and male seated in NPS8600-F (other chair models available).

INFLATABLE LUMBAR
offers fine tuning support for the natural curve of the lower back.



360° ARMPAD ROTATION
to provide forearm support at any angle and to allow a worker closer proximity to the work surface.



ARM HEIGHT
adjusts to accommodate the differences in elbow rest heights.



ARM WIDTH
adjusts to allow for size differences in buttock/thigh and shoulders.



BACK HEIGHT
adjustment provides four inches of travel to accommodate lumbar differences.



NEW

NV™

Be Green
with
NV™



NV4238-B16

Black Natural Leather . . . \$1,900 (List)

Features

- High-style design created with world class designer David Jenkins
- Sleek polished aluminum loop arm for conference seating
- Leather and fabric options available for complete customization
- Custom ergonomic craftsmanship developed by a Certified Professional Ergonomist
- Height adjustable back shell with dramatic contours provide comfort and support
- Lateral sliding arm (optional) provides adjustable functionality
- Front seat split allows flexing of the seat to reduce leg pressure
- Generous foam in seat and back
- Mechanism provides smooth ergonomic adjustments, including Synchro-tilt, Tilt-lock and adjustable seat depth

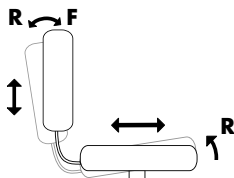
	NV4128	NV4228
Dimensions (H x W x D)	41 x 27 x 27	41 x 27 x 27
Box Dimensions (H x W x D)	42 x 29 x 29	42 x 29 x 29
Base Diameter	26"	26"
Chair Weight	55 lbs.	56 lbs.
Seat Height Range	17" - 20"	17" - 20"
Seat Depth Range	16" - 19"	17" - 20"
Seat Width	20"	20"
Back Width	19"	19"
Back Height Range	22" - 26"	22" - 26"
Lumbar Height Range	4.75" - 9.25"	4.75" - 9.25"
Arm Pad Fore/Aft Range	2"	2"
Arm Pad Width Range	1"	1"
Arm Pad Angle	30° in - 30° out	30° in - 30° out
Arm Height Range	6.25" - 10.5"	6.25" - 10.5"
Arm Post Width Range	17.25" - 19.5"	17.25" - 19.5"
Back Angle - 8 - (Tilt-swivel)*	F 104° - R 126°	F 104° - R 126°
Seat Angle - 8 - (Tilt-swivel)*	R4° - R12°	R4° - R12°



NV4128-B15
Ultra Leather . . . \$1,955 (List)

Measurements shown in inches with standard mechanism and arms only based on BIFMA CMD-1 criteria.

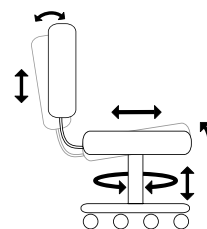
* Degrees Legend (see diagram below)



Seat Options (physical dimensions) wxd

- 1** small seat (20" x 19")
- 2** large seat (20" x 20")

Chair Mechanism



8 — Forward pivot synchro
(2 controls)

- Swivel 360°
- Pneumatic Seat Height
- Seat Tension
- Seat and Back tilt 1:1
- Seat Slider
- Anti-Kick Recline
- Back Height



back seat arm mech
NV 4 2 2 8

Back

4 High back

Seat

1 Small

2 Large

Arm

0 Polished aluminum loop arm with black inlay

2 Lateral sliding arm, non-upholstered

3 Lateral sliding arm, upholstered

5 No arm

Mech

8 Forward pivot synchro

Arm Options



0 - Polished aluminum loop arm with black inlay (fixed height)



2 - Lateral sliding arm, non-upholstered (5-way adjustable)



3 - Lateral sliding arm, upholstered (5-way adjustable)



0 - Top view with inlay

Fabric Grades			Black Natural Leather	Ultraleather™ (Faux)	Madras Leather	Eco-Friendly Leather
	1	2	5	5	6	6
NV™						
NV4108	\$1,500	\$1,550	\$1,800	\$1,900	\$2,050	\$2,325
NV4208	\$1,550	\$1,600	\$1,850	\$1,950	\$2,100	\$2,375

Available Options

Arms

Standard **0** Polished Aluminum Loop Arm with Black Inlay

2 Lateral Sliding Arm, Non-upholstered \$0

3 Lateral Sliding Arm, Upholstered \$50

5 No Arm - \$100

Cylinders

Standard **L0** 3" Cylinder

L1 3" Cylinder (.75" Higher than (L0)) \$0

L2 4" Cylinder \$0

L3 5" Cylinder \$0

Base

Standard **B16** 26" High Crown Black Base

B15 26" High Crown Polished Aluminum Base \$55

B18 26" Polished Aluminum Base with Black Inlay \$75

B19 26" Polished Aluminum Base with No Inlay \$75

Seat

NS No Seat Split - \$30

Casters

Standard **C0** Carpet Casters

C1 Hard Floor Casters \$25

C8 Chrome Carpet Casters \$90

C9 Chrome Hard Floor Casters \$100

General

Custom Embossing on Leather \$100 + Die Fee
(Call Factory for Die Fee)

*Cloud 9 not available.



5 DAY QUICK SHIP

Natural Leather—semi-aniline contract leather.
Available in black only, leather/vinyl combo.

Ultraleather™—supple faux leather with an extremely soft hand natural feel.

Madras Leather—premium, semi-aniline hides with natural grain and a smooth hand.

Eco-Friendly Leather Option

- Earth friendly
- 100% Biodegradable
- Naturally tanned top grain leather
- Water-based finish
- Suitable for most public and private environments



NV4108-B18-C8
Eco-Friendly . . . \$2,490 (List)

NeutralPosture[®] Seating

N-tune[®] Seating System



SHA2136-F4-L5-R1

Good

- Shark[™]
 - 8 adjustable features

■ Internal Back Height	■ Back Angle
■ Seat Height	■ Seat Angle
■ Seat Tilt Tension	■ Forward Tilt-stop
■ Arm Width	■ Arm Height
- 18" Black Nylon Footring
- N-position[™] Black
 - 24" W x 18" D x 10" H
 - Supports up to 400 lbs.
 - Two levels
 - Top surface for seated position (10")
 - 6" Footrail for standing position



BAL5209-F4-L5-R10

Better

- Balance[™]
 - 7 adjustable features

■ Back Angle	■ Seat Angle
■ Seat Tilt Tension	■ Seat Height
■ Arm Width	■ Arm Height
■ Gelthane Armpad with Pivot	
- NeXtep[®] - 10" with Locking Casters
 - Depth adjustable
 - Strong, stable step for entering and exiting stool
 - Braking casters lock with applied weight
 - Supports up to 400 lbs.
 - Wide platform for comfortable positioning of the feet and leg support
- N-position[™] Black
 - 24" W x 18" D x 10" H
 - Supports up to 400 lbs.
 - Two levels
 - Top surface for seated position (10")
 - 6" Footrail for standing position



NPS8500-F3-L5-T3

Best

- NPS8500
 - 12 adjustable features

■ Back Height	■ Back Angle
■ Seat Height	■ Seat Angle
■ Seat Tilt Tension	■ Forward Tilt-stop
■ Seat Depth	■ Arm Width
■ 360° Armpad Rotation	■ Arm Height
■ Swivel	■ Inflatable Lumbar
- N-step[™] Silver (10")
- N-position[™] Silver with Locking Casters
 - 24" W x 18" D x 10" H
 - Supports up to 400 lbs.
 - Two levels
 - Top surface for seated position (10")
 - 6" Footrail for standing position

N·tune® Seating System

Neutral Posture offers accessories to enhance and complete your N·tune® Seating System. We've shown one of our most popular Stand/Sit™ combos, Easy C33, below along with our flat panel monitor arm and CPU holder.



Keyboard Tray
(C33)
List \$490
See Page 93



Monitor Arm
(KCG-110B)
List \$455
See Page 90



Keyboard Mechanism
(C)

Monitor Arm

CPU
Holder
(VCPU)
List \$295
See Page
90



T3 - Silver Legs
T4 - Black Legs
N·step™**
List \$495
See Page 63



R10
NeXtep™
List \$185
See Page 87



F3 - Silver Legs
F4 - Black Legs
N·position™**
List \$395
See Page 63

*Key Ovation keyboard and mouse not included.
** Pricing based on purchase with stool package chair.

NeutralPosture[®] Seating

5000 Series



NPS5500-F

Cloud 9™ \$1,385



NPS5600-L5-R10

Cloud 9™ \$1,640

Features

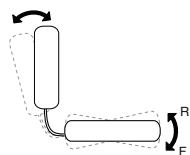
- Mid back for exceptional back and lumbar support
- Choice of 6 seat options
- Adjustable Back Height and Angle
- Adjustable Seat Height, Depth, Angle and Tension
- Adjustable Arm Height, Width and 360° Armpad Rotation
- Inflatable Lumbar
- Plastic Outer Shell (Upholstered Back Option Available)
- Optional Fring™ Footrest
- Forward Tilt-stop Standard on Multi-function Mechanism (O) w/Seat Slider

	NPS5400	NPS5500	NPS5600	NPS5700	NPS5800	NPS5900
Dimensions (H x W x D)	38 x 26 x 26	38 x 26 x 26	38 x 26 x 26	38 x 27 x 26	38 x 27 x 26	38 x 27 x 26
Box Dimensions (H x W x D)	28 x 26 x 24	28 x 26 x 24	28 x 26 x 24	28 x 26 x 24	28 x 26 x 24	28 x 26 x 24
Base Diameter	26	26	26	26	26	26
Chair Weight	50 lbs.	50 lbs.	54 lbs.	57 lbs.	57 lbs.	57 lbs.
Seat Height Range	16 – 20	17 – 21	17 – 21	17 – 21	17 – 21	17 – 21
Seat Width	20	21	23	23	23	25
Back Width	17	17	17	17	17	17
Back Height Range	18 – 22	17 – 21	16 – 20	16 – 20	17 – 21	17 – 21
Arm Height Range	7 – 11	7 – 11	7 – 11	7 – 11	7 – 11	7 – 11
Arm Width Range	18 – 22	18 – 22	18 – 22	19 – 22	20 – 22	21 – 22
Back Angle - 0 - (Multi-function)*	100° – 110°	100° – 110°	100° – 110°	100° – 110°	100° – 110°	100° – 110°
Seat Angle - 0 - (Multi-function)*	F 10° – R 14°	F 10° – R 14°	F 10° – R 14°	F 10° – R 14°	F 10° – R 14°F	F 10° – R 14°
Seat Depth Range**	15 – 17	17 – 19	17 – 19	17 – 19	18 – 20	20 – 22
Back Angle - 3 - (Knee-tilt)*	107° – 123°	98° – 115°	104° – 120°	104° – 120°	104° – 120°	104° – 120°
Seat Angle - 3 - (Knee-tilt)*	F 4° – R 17°	F 2° – R 20°	F 9° – R 15°	F 9° – R 15°	F 9° – R 15°	F 9° – R 15°
Seat Depth Range**	15 – 17	14 – 16	NA	NA	NA	NA

Measurements shown in inches with standard mechanism and arms only based on BIFMA CMD-1 criteria.

**Maximum Range = Seat Depth

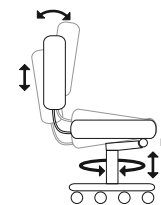
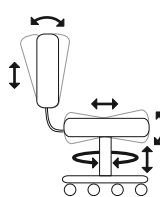
*Degrees Legend (see diagram below)



Seat Options (physical dimensions) wxd

- 4** small seat, minimal contour (20 x 19)
- 5** medium seat, minimal contour (21 x 19)
- 6** medium seat, moderate contour (23 x 20)
- 7** medium seat, deep contour (23 x 20)
- 8** large seat, minimal contour (23 x 21)
- 9** large seat, deep contour (25 x 22)

Chair Mechanisms



0 — Multi-function (5 controls)

- Center Pivot
- Swivel 360°
- Pneumatic Seat Height
- Seat Slider
- Back Height
- Seat Angle
- Seat Tension
- Independent Back Angle
- Forward Tilt-stop

3 — Knee-tilt (3 controls)

- Front Pivot
- Swivel 360°
- Pneumatic Seat Height
- Back Height
- Seat Angle
- Seat Tension
- Independent Back Angle
- Seat Slider
- (4 and 5 seats only)**

NeutralPosture[®] Seating

back seat arm mech
N P S 5 5 0 0 —

Backs (w x h)

5 Mid back
(17 x 18)



Seats (see page 13)

- 4** Small seat, Minimal contour
- 5** Medium seat, Minimal contour
- 6** Medium seat, Moderate contour
- 7** Medium seat, Deep contour
- 8** Large seat, Minimal contour
- 9** Large seat, Deep contour

Option Code(s)

Available options on page 15

Chair Mechanisms

- 0** Multi-function mechanism w/seat slider and forward Tilt-stop
- 3** Knee-tilt

Arms (see below)

- 0** 360° swivel w/urethane armpad
- 1** 360° swivel w/gel pad
- 2** Lateral sliding arm
- 3** 360° swivel w/oversized urethane armpad
- 4** Swing Arm
- 5** No arms
- 6** OES black vinyl
- 7** OES fabric/leather
- 8** Friction tracker
- 9** Ball bearing tracker
- X** Specialty Arms (see page 63)



0 - 360° arms
1 - 360° gel pads



2 - Lateral sliding arm (reversible)



3 - 360° Oversized Urethane pad



4 - Swing arms



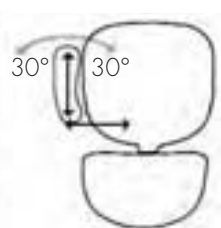
6 - OES black vinyl



7 - OES fabric/leather



0, 1, 3, 6 and **7** arms have 360° armpad rotation



2 arm has 30° left and right pivot, slides front to back and slides in over seat, 4" vertical lift



Top Seller

NPS5500
Cloud 9™ . . . \$1,335



Top Seller

NPS5600
Cloud 9™ . . . \$1,400



Fabric Grades		Ultraleather™				Leather	
		1	2	3	4	5	6
Small Seat, Minimal Contour							
NPS5400	360° arms, multi-function w/seat slider	\$1,215	\$1,265	\$1,315	\$1,365	\$1,515	\$1,915
Medium Seat, Minimal Contour							
NPS5500	360° arms, multi-function w/seat slider	\$1,235	\$1,285	\$1,335	\$1,385	\$1,535	\$1,935
Medium Seat, Moderate Contour							
NPS5600	360° arms, multi-function w/seat slider	\$1,300	\$1,350	\$1,400	\$1,450	\$1,600	\$2,000
Medium Seat, Deep Contour							
NPS5700	360° arms, multi-function w/seat slider	\$1,310	\$1,360	\$1,410	\$1,460	\$1,610	\$2,010
Large Seat, Minimal Contour							
NPS5800	360° arms, multi-function w/seat slider	\$1,310	\$1,360	\$1,410	\$1,460	\$1,610	\$2,010
Large Seat, Deep Contour+							
NPS5900	360° arms, multi-function w/seat slider	\$1,345	\$1,395	\$1,445	\$1,495	\$1,645	\$2,045

Knee-tilt (3) chair control (w/o seat slider) available on the 6, 7, 8 & 9 seats for no additional charge.
 Knee-tilt with Seat Slider (3) chair control available on the 4 & 5 seats for \$80 up charge.
 +Special shipping required. Please refer to Freight Charges on Page 97 for delivery options and costs.

Available Options

Arms

Standard 0	360° Swivel w/Urethane Armpads	
1	360° Swivel w/Gel Pads	\$100
2	Lateral Sliding Arms	\$0
3	360° Swivel w/Oversized Urethane	\$75
4	Swing Arms	\$220
5	No Arms	-\$140
6	Oversized Black Vinyl Armpads	\$225
7	Oversized Fabric/Leather Armpads	\$265
8	Friction Tracker	\$420
9	Ball Bearing Tracker	\$420
X	Specialty Arms	see page 63

General

A	Thoracic Support	\$80
D1	No Inflatable Lumbar	-\$50
F	Fring™ Footrest	\$50
N	N-dulgent® Memory Foam	\$125
R1±	18" Black Plastic Footring	\$60
R2±	20" Chrome Footring	\$80
R8«	NexTep® 8" with Casters	\$185
R10±	NexTep® 10" H-leg with Casters	\$185
R18«	NexTep® Combo 8"/10" with Casters	\$295
T	Stool Package L4 and R2	\$135
U	Upholstered Back	\$135

Bases

Standard B0	26" Black Base	
B6	26" Polished Aluminum	\$140
B8*	27" Brushed Aluminum	\$140
B12	28" Black Base	\$110

Casters/Glides

Standard C0	Carpet Casters	
C1	Hard Floor Casters	\$25
C2	Glides	\$25
C3	Hard Floor Brake/In	\$185
C4	Hard Floor Brake/Out	\$60
C8	Chrome Carpet Casters	\$90
C9	Chrome Hard Floor Casters	\$100

Cylinders

Standard L1	Chair Mechanism 3 w/Knee-tilt	
Standard L2	Chair Mechanism 0 w/Seat Slider	
L1**	3" Cylinder	\$0
L2	4" Cylinder	\$0
L3	5" Cylinder	\$0
L7	7" Cylinder	\$55
L4	8" Cylinder	\$55
L5	10" Cylinder	\$55

*Option (B8) is standard with 3" Cylinder (L1).

**Option Knee-tilt (3) is standard with 3" Cylinder (L1).

± Options (R1), (R2) and (R10) are only available on (L4) or (L5) Cylinders.

« Options (R8) and (R18) are not available on (L1) or (L2) Cylinders.

NeutralPosture[®] Seating

6000 Series



Features

- High Back with Less Lateral Curve for More Upper Back Support
- Choice of 6 Seat Options
- Adjustable Back Height and Angle
- Adjustable Seat Height, Depth, Angle and Tension
- Adjustable Arm Height, Width and 360° Armpad Rotation
- Inflatable Lumbar
- Plastic Outer Shell (Upholstered Back Option Available)
- Optional 2-way Adjustable Headrest or Adjustable Neckrest
- Forward Tiltstop standard on Multi-function Mechanism (0) w/Seat Slider



NPS6800PT

	NPS6400	NPS6500	NPS6600	NPS6700	NPS6800	NPS6900
Dimensions (H x W x D)	43 x 26 x 26	43 x 26 x 26	43 x 26 x 26	43 x 27 x 26	43 x 27 x 26	43 x 27 x 26
Box Dimensions (H x W x D)	28 x 26 x 24	28 x 26 x 24	28 x 26 x 24	28 x 26 x 24	28 x 26 x 24	28 x 26 x 24
Base Diameter	26	26	26	26	26	26
Chair Weight	56 lbs.	56 lbs.	60 lbs.	63 lbs.	63 lbs.	63 lbs.
Seat Height Range	16 – 20	17 – 21	17 – 21	17 – 21	17 – 21	17 – 21
Seat Width	20	21	23	23	23	25
Back Width	23	23	23	23	23	23
Back Height Range	24 – 28	23 – 27	22 – 26	22 – 26	23 – 27	23 – 27
Arm Height Range	7 – 11	7 – 11	7 – 11	7 – 11	7 – 11	7 – 11
Arm Width Range	18 – 22	18 – 22	18 – 22	19 – 22	20 – 22	21 – 22
Back Angle - 0 (Multi-function)*	95° – 105°	95° – 105°	95° – 105°	95° – 105°	95° – 105°	95° – 105°
Seat Angle - 0 (Multi-function)*	F 10° – R 14°	F 10° – R 14°	F 10° – R 14°	F 10° – R 14°	F 10° – R 14°	F 10° – R 14°
Seat Depth Range**	16 – 18	17 – 19	18 – 20	18 – 20	19 – 21	20 – 22
Back Angle - 3 (Knee-tilt)*	96° – 107°	93° – 107°	95° – 110°	95° – 110°	95° – 110°	95° – 110°
Seat Angle - 3 (Knee-tilt)*	F 4° – R 17°	F 2° – R 20°	F 9° – R 15°	F 9° – R 15°	F 9° – R 15°	F 9° – R 15°
Seat Depth Range**	15 – 17	15 – 17	NA	NA	NA	NA



Headrest (H1)
Width x Height 12 x 6
Height Range 3
Depth Range 2
Weight 4 lbs.

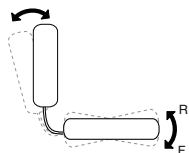


Neckrest (H2)
Width x Height 13 x 6
Height Range 2.5
Depth Range NA
Weight 4 lbs.

Measurements shown in inches with standard mechanism and arms only based on BIFMA CMD-1 criteria.

** Maximum Range = Seat Depth

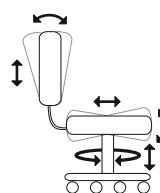
*Degrees Legend (see diagram below)



Seat Options (physical dimensions) wxd

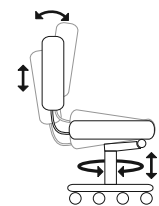
- 4** small seat, minimal contour (20 x 19)
- 5** medium seat, minimal contour (21 x 19)
- 6** medium seat, moderate contour (23 x 20)
- 7** medium seat, deep contour (23 x 20)
- 8** large seat, minimal contour (23 x 21)
- 9** large seat, deep contour (25 x 22)

Chair Mechanisms



0 — Multi-function (5 controls)

- Center Pivot
- Swivel 360°
- Pneumatic Seat Height
- Seat Slider
- Back Height
- Seat Angle
- Seat Tension
- Independent Back Angle
- Forward Tilt-stop



3 — Knee-tilt (3 controls)

- Front Pivot
- Swivel 360°
- Pneumatic Seat Height
- Back Height
- Seat Angle
- Seat Tension
- Independent Back Angle
- Seat Slider
(**4** and **5** seats only)

NeutralPosture[®] Seating

6000 Series

back seat arm mech
N P S 6 8 0 0 —

Backs (w x h)

6 - 6 Back
 (23 x 24)



Seats (see page 17)

- 4 Small seat, Minimal contour
- 5 Medium seat, Minimal contour
- 6 Medium seat, Moderate contour
- 7 Medium seat, Deep contour
- 8** Large seat, Minimal contour
- 9 Large seat, Deep contour

Option Code(s)

Available options on page 19

Chair Mechanisms

- 0** Multi-function mechanism w/seat slider and forward Tilt-stop
- 3 Knee-tilt

Arms (see below)

- 0** 360° swivel w/urethane armpad
- 1 360° swivel w/gel pad
- 2 Lateral sliding arm
- 3 360° swivel w/oversized urethane armpad
- 4 Swing arm
- 5 No arms
- 6 OES black vinyl
- 7 OES fabric/leather
- 8 Friction tracker
- 9 Ball bearing tracker
- X Specialty Arms (see page 63)



0 - 360° arms
1 - 360° gel pads



2 - Lateral sliding arm (reversible)



3 - 360° Oversized Urethane pad



4 - Swing arms



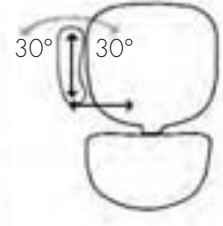
6 - OES black vinyl



7 - OES fabric/leather



0, 1, 3, 6 and **7** arms have 360° armpad rotation



2 arm has 30° left and right pivot, slides front to back and slides in over seat, 4" vertical lift



Top Seller

NPS6800-H1
 Cloud 9™ . . . \$1,870



Top Seller

NPS6800
 Cloud 9™ . . . \$1,590



						Ultraleather™	Leather
Fabric Grades		1	2	3	4	5	6
Small Seat, Minimal Contour							
NPS6400	360° arms, multi-function w/seat slider	\$1,395	\$1,445	\$1,495	\$1,545	\$1,695	\$2,095
Medium Seat, Minimal Contour							
NPS6500	360° arms, multi-function w/seat slider	\$1,415	\$1,465	\$1,515	\$1,565	\$1,715	\$2,115
Medium Seat, Moderate Contour							
NPS6600	360° arms, multi-function w/seat slider	\$1,480	\$1,530	\$1,580	\$1,630	\$1,780	\$2,180
Medium Seat, Deep Contour							
NPS6700	360° arms, multi-function w/seat slider	\$1,490	\$1,540	\$1,590	\$1,640	\$1,790	\$2,190
Large Seat, Minimal Contour							
NPS6800	360° arms, multi-function w/seat slider	\$1,490	\$1,540	\$1,590	\$1,640	\$1,790	\$2,190
Large Seat, Deep Contour+							
NPS6900	360° arms, multi-function w/seat slider	\$1,525	\$1,575	\$1,625	\$1,675	\$1,825	\$2,225
Pillow Top						Ultraleather™	Leather
NPS6800PT	pillow top					\$2,790	\$3,190

Knee-tilt (3) chair control w/o seat slider available on the **6, 7, 8 & 9** seats for no additional charge.
 Knee-tilt with Seat Slider (3) chair control available on the **4 & 5** seats for \$80 up charge.
 +Special shipping required. Please refer to Freight Charges on Page 97 for delivery options and costs.

Available Options

Arms

Standard 0	360° Swivel w/Urethane Armpads	
1	360° Swivel w/Gel Pads	\$100
2	Lateral Sliding Arms	\$0
3	360° Swivel w/Oversized Urethane	\$75
4	Swing Arms	\$220
5	No Arms	– \$140
6	Oversized Black Vinyl Armpads	\$225
7	Oversized Fabric/Leather Armpads	\$265
8	Friction Tracker	\$420
9	Ball Bearing Tracker	\$420
X	Specialty Arms	see page 63

General

A	Thoracic Support	\$80
D1	No Inflatable Lumbar	– \$50
F	Fring™ Footrest	\$50
N	N-dulgent® Memory Foam	\$125
R1#	18" Black Plastic Footring	\$60
R2#	20" Chrome Footring	\$80
R8#	8" Platform with Locking Casters	\$185
U	Upholstered Back	\$135

Bases

Standard B0	26" Black Base	
B6	26" Polished Aluminum	\$140
B8*	27" Brushed Aluminum	\$140
B12	28" Black Base	\$110

Castors/Glides

Standard C0	Carpet Casters	
C1	Hard Floor Casters	\$25
C2	Glides	\$25
C3	Hard Floor Brake/In	\$185
C4	Hard Floor Brake/Out	\$60
C8	Chrome Carpet Casters	\$90
C9	Chrome Hard Floor Casters	\$100

Cylinders

Standard L1	Chair Mechanism 3 w/Knee-tilt	
Standard L2	Chair Mechanism 0 w/Seat Slider	
L1±	3" Cylinder	\$0
L2	4" Cylinder	\$0
L3	5" Cylinder	\$0
L14	7" Cylinder (includes B12 base)	\$165

Headrest

H1	Headrest	\$280
H2	Neckrest w/Memory Foam	\$280
H3	Headrest w/ Depth Extension (2 ½")	\$340

*Option (**B8**) is standard with 3" Cylinder (**L1**).
 #Options (**R1**), (**R2**) and (**R8**) available on (**L7**) Cylinder with (**B12**) Base only.
 ±Option Knee-tilt (**3**) is standard with 3" Cylinder (**L1**).

NeutralPosture[®] Seating

8000 Series

Back Height

360° Armpad Rotation

Arm Height

Arm Width

Seat Depth

Inflatable Lumbar

Forward Tilt-stop

Back Angle

Seat Height

Seat Angle

Seat Tilt Tension

NPS8600 - H1
Cloud 9™ \$1,810

NPS8600
Cloud 9™ \$1,530

Cloud 9™
\$1,465

NPS8500

Ultraleather™
\$2,320

NPS8600SL - H1
(Stitched Leather Package)

Features

- Contoured High Back for Exceptional Upper Back and Lumbar Support
- Choice of 6 Seat Options
- Adjustable Back Height and Angle
- Adjustable Seat Height, Depth, Angle and Tension
- Adjustable Arm Height, Width and 360° Armpad Rotation
- Inflatable Lumbar
- Plastic Outer Shell (Upholstered Back Option Available)
- Optional 2-way Adjustable Headrest or Adjustable Neckrest
- Forward Tiltstop Standard on Multi-function Mechanism (O) w/Seat Slider

	NPS8400	NPS8500	NPS8600	NPS8700	NPS8800	NPS8900
Dimensions (H x W x D)	42 x 26 x 25	42 x 26 x 26	42 x 26 x 26	42 x 27 x 26	42 x 27 x 26	42 x 27 x 26
Box Dimensions (H x W x D)	28 x 26 x 24	28 x 26 x 24	28 x 26 x 24	28 x 26 x 24	28 x 26 x 24	28 x 26 x 24
Base Diameter	26	26	26	26	26	26
Chair Weight	54 lbs.	54 lbs.	60 lbs.	61 lbs.	61 lbs.	61 lbs.
Seat Height Range	16 – 20	17 – 21	17 – 21	17 – 21	17 – 21	17 – 21
Seat Width	20	21	23	23	23	25
Back Width	20	20	20	20	20	20
Back Height Range	23 – 27	22 – 26	21 – 25	21 – 25	22 – 26	22 – 26
Arm Height Range	7 – 11	7 – 11	7 – 11	7 – 11	7 – 11	7 – 11
Arm VWidth Range	18 – 22	18 – 22	18 – 22	19 – 22	20 – 22	21 – 22
Back Angle - 0 - (Multi-function)*	95° – 105°	95° – 105°	95° – 105°	95° – 105°	95° – 105°	95° – 105°
Seat Angle - 0 - (Multi-function)*	F 10° – R 14°	F 10° – R 14°	F 10° – R 14°	F 10° – R 14°	F 10° – R 14°	F 10° – R 14°
Seat Depth Range**	15 – 17	16 – 18	17 – 19	17 – 19	18 – 20	20 – 22
Back Angle - 3 - (Knee-tilt)*	105° – 120°	96° – 115°	95° – 110°	95° – 110°	95° – 110°	95° – 110°
Seat Angle - 3 - (Knee-tilt)*	F 4° – R 17°	F 2° – R 20°	F 9° – R 15°	F 9° – R 15°	F 9° – R 15°	F 9° – R 15°
Seat Depth Range**	15 – 17	15 – 17	NA	NA	NA	NA



Headrest (H1)
Width x Height 12 x 6
Height Range 3
Depth Range 2
Weight 4 lbs.

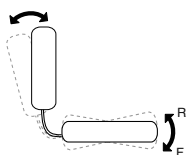


Neckrest (H2)
Width x Height 13 x 6
Height Range 2.5
Depth Range NA
Weight 4 lbs.

Measurements shown in inches with standard mechanism and arms only based on BIFMA CMD-1 criteria.

** Maximum Range = Seat Depth

*Degrees Legend (see diagram below)



Seat Options (physical dimensions) wxd



4 small seat, minimal contour
(20 x 19)



5 medium seat, minimal contour
(21 x 19)



6 medium seat, moderate contour
(23 x 20)



7 medium seat, deep contour
(23 x 20)

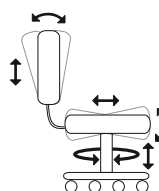


8 large seat, minimal contour
(23 x 21)



9 large seat, deep contour
(25 x 22)

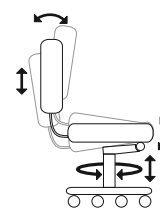
Chair Mechanisms



0 — Multi-function

(5 controls)

- Center Pivot
- Swivel 360°
- Pneumatic Seat Height
- Seat Slider
- Back Height
- Seat Angle
- Seat Tension
- Independent Back Angle
- Forward Tilt-stop



3 — Knee-tilt

(3 controls)

- Front Pivot
- Swivel 360°
- Pneumatic Seat Height
- Back Height
- Seat Angle
- Seat Tension
- Independent Back Angle
- Seat Slider
(**4** and **5** seats only)

NeutralPosture[®] Seating

8000 Series

back seat arm mech
N P S 8 5 0 0 —

Backs (w x h)

8 – 8 Back
 (20 x 23)



Seats (see page 21)

- 4 Small seat, Minimal contour
- 5** Medium seat, Minimal contour
- 6 Medium seat, Moderate contour
- 7 Medium seat, Deep contour
- 8 Large seat, Minimal contour
- 9 Large seat, Deep contour

Option Code(s)

Available options on page 23

Chair Mechanisms

- 0** Multi-function mechanism w/seat slider and forward Tilt-stop
- 3 Knee-tilt

Arms (see below)

- 0** 360° swivel w/urethane armpad
- 1 360° swivel w/gel pad
- 2 Lateral sliding arm
- 3 360° swivel w/oversized urethane armpad
- 4 Swing arm
- 5 No arms
- 6 OES black vinyl
- 7 OES fabric/leather
- 8 Friction tracker
- 9 Ball bearing tracker
- X Specialty Arms (see page 63)



0 – 360° arms
1 – 360° gel pads



2 – Lateral sliding arm (reversible)



3 – 360° Oversized Urethane pad



4 – Swing arms



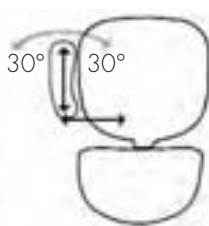
6 – OES black vinyl



7 – OES fabric/leather



0, 1, 3, 6 and **7** arms have 360° armpad rotation



2 arm has 30° left and right pivot, slides front to back and slides in over seat, 4" vertical lift



NPS8500
 Cloud 9" . . . \$1,465



NPS8600-H1
 Cloud 9" . . . \$1,810



						Ultraleather™	Leather
Fabric Grades		1	2	3	4	5	6
Small Seat, Minimal Contour							
NPS8400	360° arms, multi-function w/seat slider	\$1,345	\$1,395	\$1,445	\$1,495	\$1,645	\$2,045
Medium Seat, Minimal Contour							
NPS8500	360° arms, multi-function w/seat slider	\$1,365	\$1,415	\$1,465	\$1,515	\$1,665	\$2,065
Medium Seat, Moderate Contour							
NPS8600	360° arms, multi-function w/seat slider	\$1,430	\$1,480	\$1,530	\$1,580	\$1,730	\$2,130
Medium Seat, Deep Contour							
NPS8700	360° arms, multi-function w/seat slider	\$1,440	\$1,490	\$1,540	\$1,590	\$1,740	\$2,140
Large Seat, Minimal Contour							
NPS8800	360° arms, multi-function w/seat slider	\$1,440	\$1,490	\$1,540	\$1,590	\$1,740	\$2,140
Large Seat, Deep Contour+							
NPS8900	360° arms, multi-function w/seat slider	\$1,475	\$1,525	\$1,575	\$1,625	\$1,775	\$2,175
Stitched Leather						Ultraleather™	Leather
NPS8400SL	stitched leather package					\$1,945	\$2,245
NPS8500SL	stitched leather package					\$1,965	\$2,265
NPS8600SL	stitched leather package					\$2,040	\$2,340
NPS8700SL	stitched leather package					\$2,040	\$2,340
NPS8800SL	stitched leather package					\$2,040	\$2,340

Knee-tilt (**3**) chair control (w/o seat slider) available on the **6, 7, 8 & 9** seats for no additional charge.

Knee-tilt with Seat Slider (**3**) chair control available on the **4 & 5** seats for \$80 up charge.

+Special shipping required. Please refer to Freight Charges on Page 97 for delivery options and costs.

Available Options

Arms

Standard 0	360° Swivel w/Urethane Armpads	
1	360° Swivel w/Gel Pads	\$100
2	Lateral Sliding Arms	\$0
3	360° Swivel w/Oversized Urethane	\$75
4	Swing Arms	\$220
5	No Arms	-\$140
6	Oversized Black Vinyl Armpads	\$225
7	Oversized Fabric/Leather Armpads	\$265
8	Friction Tracker	\$420
9	Ball Bearing Tracker	\$420
X	Specialty Arms	see page 63

General

A	Thoracic Support	\$80
D1	No Inflatable Lumbar	-\$50
F	Fring™ Footrest	\$50
N	N-dulgent® Memory Foam	\$125
R1#	18" Black Plastic Footring	\$60
R2#	20" Chrome Footring	\$80
R8#	NeXtep® 8" with Casters	\$185
U	Upholstered Back	\$135

Bases

Standard B0	26" Black Base	
B6	26" Polished Aluminum	\$140
B8*	27" Brushed Aluminum	\$140
B12	28" Black Base	\$110

Casters/Glides

Standard C0	Carpet Casters	
C1	Hard Floor Casters	\$25
C2	Glides	\$25
C3	Hard Floor Brake/In	\$185
C4	Hard Floor Brake/Out	\$60
C8	Chrome Carpet Casters	\$90
C9	Chrome Hard Floor Casters	\$100

Cylinders

Standard L1	Chair Mechanism 3 w/Knee-tilt	
Standard L2	Chair Mechanism 0 w/Seat Slider	
L1±	3" Cylinder	\$0
L2	4" Cylinder	\$0
L3	5" Cylinder	\$0
L14	7" Cylinder (includes B12 base)	\$165

Headrest

H1	Headrest	\$280
H2	Neckrest w/Memory Foam	\$280
H3	Headrest w/Depth Extension (2 1/2")	\$340

*Option (**B8**) is standard with 3" Cylinder (**L1**).

#Options (**R1**), (**R2**) and (**R8**) available on (**L7**) Cylinder with (**B12**) Base only.

±Option Knee-tilt (**3**) is standard with 3" Cylinder (**L1**).

eXtra **SM**all Series



XSM5300
Cloud 9™ . . . \$1,400



XSM8300
Cloud 9™ . . . \$1,530



XSM5300 -F
G1 Fabric . . . \$1,350

Features

- Choice of 2 Back Options
- Adjustable Back Height and Angle
- Adjustable Seat Height, Depth, Angle and Tension
- Adjustable Arm Height, Width and 360° Armpad Rotation
- Inflatable Lumbar
- Plastic Outer Shell (Upholstered Back Option Available)
- Optional 2-way Adjustable Headrest or Adjustable Neckrest
- Forward Tilt-stop standard on Multi-function Mechanism

	XSM5300	XSM8300
Dimensions (H x W x D)	34 x 26 x 26	38 x 26 x 26
Box Dimensions (H x W x D)	28 x 26 x 24	28 x 26 x 24
Base Diameter	26	26
Chair Weight	47	50
Seat Height Range	(4" standard) 16" to 20" (3" option) 15" to 18"	(4" standard) 16" to 20" (3" option) 15" to 18"
Seat Depth	17	17
Seat Width	17	17
Back Width	17	20
Back Height Range	18 - 22	23 - 27
Arm Height Range	6.5" to 10.5"	6.5" to 10.5"
Arm Width Range	13" to 17"	13" to 17"
Back Angle - O- (Multi-function)*	100 - 110	95 - 105
Seat Angle - O- (Multi-function)*	F10 - R14	F10 - R14
Seat Depth Range**	15" to 17.5"	15" to 17.5"
Lumbar Height Range	6.5" to 10.5"	6.5" to 10.5"



XSM8300 -H1
Cloud 9™\$1,810



Headrest (**H1**) (8000 series only)

Width	12
Height	6
Height Range	3
Depth Range	2
Weight	4 lbs.



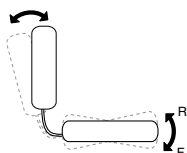
Neckrest (**H2**) (8000 series only)

Width	13
Height	6
Height Range	2.5
Depth Range	NA
Weight	4 lbs.

Measurements shown in inches with standard mechanism and arms only based on BIFMA CMD-1 criteria.

** Maximum Range = Seat Depth

*Degrees Legend (see diagram below)

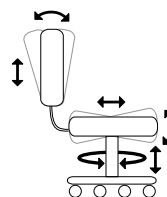


Seat (physical dimensions) wxd



3 Petite seat, minimal contour
(17 x 17)

Chair Mechanism



0 — Multi-function (4 controls)

- Center Pivot
- Swivel 360°
- Pneumatic Seat Height
- Seat Slider
- Back Height
- Seat Angle
- Seat Tension
- Independent Back Angle
- Forward Tilt-stop

NeutralPosture[®] Seating

eXtra Small Series

X S M back seat arm mech
5 3 0 0 —

Backs (w x h)

- 5** 5 back (17 x 18)
- 8** 8 back (20 x 23)

Seat (see page 25)

- 3** Petite seat, Minimal contour

Option Code(s)

Available options on page 27

Chair Mechanism

- 0** Multi-function mechanism w/seat slider and forward Tilt-stop

Arms (see below)

- 0** 360° swivel w/urethane armpad
- 1** 360° swivel w/gel pad
- 3** 360° swivel w/oversized urethane armpad
- 5** No arms
- 6** OES black vinyl
- 7** OES fabric/leather



0 - 360° arms
1 - 360° gel pads



3 - 360° Oversized Urethane pad



6 - OES black vinyl



7 - OES fabric/leather



0, 1, 3, 6 and **7** arms have 360° armpad rotation



Fabric Grades						Ultraleather™	Leather
		1	2	3	4	5	6
Mid Back, Petite Seat, Minimal Contour							
XSM5300	360° NP arms, multi-function w/seat slider	\$1,300	\$1,350	\$1,400	\$1,450	\$1,600	\$2,000
High Back, Petite Seat, Minimal Contour							
XSM8300	360° NP arms, multi-function w/seat slider	\$1,430	\$1,480	\$1,530	\$1,580	\$1,730	\$2,130

Available Options

Arms

Standard 0	360° Swivel w/Urethane Armpads	
1	360° Swivel w/Gel Pads	\$100
3	360° Swivel w/Oversized Urethane	\$75
5	No Arms	– \$140
6	Oversized Black Vinyl Armpads	\$225
7	Oversized Fabric/Leather Armpads	\$265

General

A	Thoracic Support	\$80
D1	No Inflatable Lumbar	– \$50
F	Fring™ Footrest	\$50
N	N-dulgent® Memory Foam	\$125
R1#	18" Black Plastic Footring	\$60
R2#	20" Chrome Footring	\$80
R8**	8" Platform with Locking Casters	\$185
R10#	NeXtep® 10" H-leg with Casters	\$185
R18**	NeXtep® Combo 8"/10" with Casters	\$295
U	Upholstered Back	\$135

Bases

Standard B0	26" Black Base	
B6	26" Polished Aluminum	\$140
B8*	27" Brushed Aluminum	\$140
B12	28" Black Base	\$110

Casters/Glides

Standard C0	Carpet Casters	
C1	Hard Floor Casters	\$25
C2	Glides	\$25
C3	Hard Floor Brake/In	\$185
C4	Hard Floor Brake/Out	\$60
C8	Chrome Carpet Casters	\$90
C9	Chrome Hard Floor Casters	\$100

Cylinders

Standard L2	4" cylinder	
L1	3" Cylinder	\$0
L2	4" Cylinder	\$0
L3	5" Cylinder	\$0
L4	8" Cylinder	\$55
L5	10" Cylinder	\$55
L14	7" Cylinder (includes B12 base)	\$165

Headrest (8000 Series Only)

H1	Headrest	\$280
H2	Neckrest w/Memory Foam	\$280
H3	Headrest w/Depth Extension (2 ½")	\$340

*Option **(B8)** is standard with 3" Cylinder **(L1)**.

Options **(R1)**, **(R2)** and **(R10)** are only available on **(L4)** or **(L5)** Cylinders.

Options **(R8) and **(R18)** are not available on **(L1)** or **(L2)** Cylinders.



Optional Fring™ Footrest

- Especially good for petite users
- Comfortable support for feet
- Rotate base 180° to disengage
- Another NP Ergo-Exclusive

NeutralPosture[®] Seating

Big & Tall Series

24/7
Continuous-shift*



BTC16800PT – H2

Ultraleather™ . . . \$3,730

Features

- Superior Support for Up to 500 lbs. and/or 7 Feet Tall (Steel Reinforced Seat and Heavy-Duty Cylinders)
- Adjustable Back Height
- Adjustable Seat Height, Angle, Tilt, Tension and Depth
- Adjustable Arm Height
- Inflatable Lumbar
- Free Floating Synchrotilt Mechanism
- 28" Aluminum Base
- Plastic Outer Shell (Upholstered Back Option Available)
- Optional Neckrest
- 4" Wide Back Upright
- 24/7* Multi Shift/5 Year Warranty

	BTC10100	BTC16800	BTC16900
Dimensions (H x W x D)	44 x 35 x 28	43 x 33 x 28	43 x 33 x 28
Box Dimensions (H x W x D)	51 x 36 x 28	51 x 36 x 28	51 x 36 x 28
Base Diameter	28	28	28
Chair Weight	86 lbs.	79 lbs.	79 lbs.
Seat Height Range	19 – 23	17 – 21	17 – 21
Seat Width	27	23	25
Seat Depth Range*	20 – 22	19 – 21	18 – 20
Back Width	24	23	23
Back Height Range	24 – 28	23 – 27	23 – 27
Arm Height Range	9 – 12	9 – 12	9 – 12
Arm Width	23	21	21
Back Angle	93° – 102°	93° – 102°	93° – 102°
Seat Angle	F 7° – R 12°	F 8° – R 13°	F 8° – R 13°



Headrest (H1)
 Width x Height 12 x 6
 Height Range 3
 Depth Range 2
 Weight 4 lbs.



Neckrest (H2) w/ Memory Foam
 Width x Height 13 x 6
 Height Range 2.5
 Depth Range NA
 Weight 4 lbs.

Measurements shown in inches with standard mechanism and arms only based on BIFMA CMD-1 criteria.

* Maximum Range = Seat Depth



Seat Options (physical dimensions) wxd



8 medium seat, minimal contour
(23 x 21)

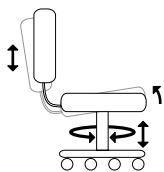


9 large seat, deep contour
(25 x 22) **NEW**



10 large seat, minimal contour
(27 x 22)

Chair Mechanisms



Synchro-tilt
(3 controls)

- Center Pivot
- Swivel 360°
- Pneumatic Seat Height
- Standard Seat Slider
- Back Height
- Seat Tension
- Seat and Back tilt, 2:1



BTC16810
 Cloud 9™ \$2,200



BTC10100
 Cloud 9™ \$2,250

NeutralPosture® Seating

Big & Tall Series



Fabric Grades					Ultraleather™	Leather
	1	2	3	4	5	6
Big & Tall+						
BTC10100 oversized padded arms	\$2,150	\$2,200	\$2,250	\$2,300	\$2,450	\$2,850
BTC10110 urethane armpads	\$2,100	\$2,150	\$2,200	\$2,250	\$2,400	\$2,800
Big & Tall Jr.+						
BTC16800 oversized padded arms	\$2,150	\$2,200	\$2,250	\$2,300	\$2,450	\$2,850
BTC16900 oversized padded arms	\$2,185	\$2,235	\$2,285	\$2,335	\$2,485	\$2,885
BTC16810 urethane armpads	\$2,100	\$2,150	\$2,200	\$2,250	\$2,400	\$2,800
BTC16910 urethane armpads	\$2,135	\$2,185	\$2,235	\$2,285	\$2,435	\$2,835
Pillow Top+					Ultraleather™	Leather
BTC10100PT pillow top, oversized padded arms					\$3,450	\$3,850
BTC10110PT pillow top, urethane armpads					\$3,400	\$3,800
BTC16800PT pillow top, oversized padded arms					\$3,450	\$3,850
BTC16810PT pillow top, urethane armpads					\$3,400	\$3,800

+Special shipping required. Please refer to page 97 for delivery options and costs.

Available Options

General

A Thoracic Support	\$80
D1* No Inflatable Lumbar	-\$50
N N-dulgent® Memory Foam	\$125
U Upholstered Back	\$135

Casters/Glides

Standard C0 Carpet Casters	
C1 Hard Floor Casters	\$25
C2 Glides	\$25

Cylinders

Standard L2 4" Cylinder	
L1 3" Cylinder	\$0
L3 5" Cylinder	\$0
L4 8" Cylinder	\$55
L7 7" Cylinder	\$55

Headrest

H1 Headrest	\$280
H2 Neckrest w/ Memory Foam	\$280
H3 Headrest w/Depth Extension (2 1/2") on H1 Headrest	\$340

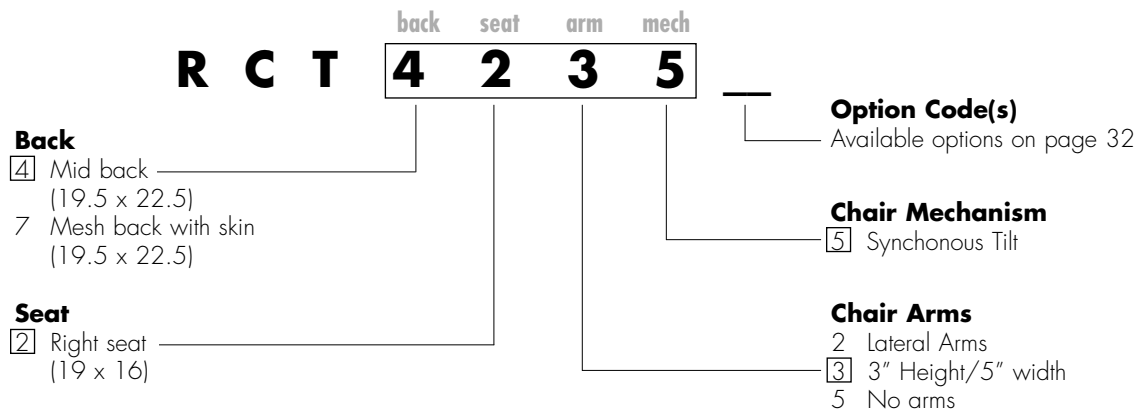
*Option (D1) only available on 16800, 16900, 16810, and 16910.



Urethane Arm

NEW

Right Chair™



Task/Executive Seating



RCT4235-S RCT7235-S

Dimensions (H x W x D)	39 x 25 x 25	39 x 25 x 25
Box Dimensions (H x W x D)	24 x 23 x 26	24 x 23 x 26
Chair Weight	42 lbs.	42 lbs.
Seat Width	19.5	19.5
Seat Height Range	16 – 21	16 – 21
Seat Depth	16	16
Seat Depth (Slider)	16 – 18	16 – 18
Seat Angle	R 2.5° – R 15°	R 2.5° – R 15°
Back Width	19.5	19.5
Back Height	22.5	22.5
Back Angle	102° – 119°	102° – 119°
Arm Height Range	7.5 – 10	7.5 – 10
Arm Width Range	20 – 25.5	20 – 25.5
Base Diameter	25	25
Lumbar Range	6.5 – 9.5	6.5 – 9.5



RCT7255
Mesh Back with Fabric Skin
Grade 1 \$890 (List)

BIFMA INTERNATIONAL Measurements shown in inches with standard mechanism and arms only based on BIFMA CMD-1 criteria.

Available Options

General

S	Seat Slider	\$60
F	Fring™ Footrest	\$50
R1	18" Black Plastic Footring With (L4) or part of T1 package	\$60
R2	20" Chrome Footring With (L4) or part of T2 package	\$80
R7	NeXtep® 8" with Glides Not available on (L1) or (L2)	\$135
R10	NeXtep® 10" Hleg with Casters Only available on (L4) or (L5)	\$185
R18	NeXtep® Combo 8"/10" w/Casters Only available on (L4) or (L5)	\$295
T1	Stool Footring Package (L5-R1-B0)	\$115
T2	Stool Footring Package (L5-R2-B0)	\$135

Casters/Glides

C0	Carpet Casters (Standard)	\$0
C1	Hard Floor Casters	\$25
C2	Glides	\$25

Bases

B25	25" Black Base (Standard)	\$0
B0	26" Black Base	\$10
B6	26" Polished Aluminum	\$140

Cylinders

L3	5" Cylinder (Standard)	\$0
L4	8" Cylinder	\$55
L5	10" Cylinder	\$55

Arms

5	No Arms (Standard)	\$0
2	Lateral Sliding Arms (5 way adjustable)	\$140
3	3" Height/5" Width	\$75

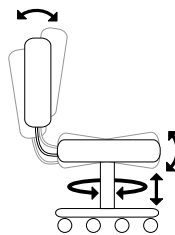
Headrest

HE	Headrest - Black Vinyl (Height only)	\$60
H5	Headrest - Upholstered (Height, Depth & Angle)	\$280

Features

- Generous Multi-Density Foam in the Seat
- Contoured Seat with Waterfall Front
- Adjustable Seat Height and Tension
- Adjustable Seat/Back Angle
- Optional Skin cover
- Optional Seat Slider

Chair Mechanism



5 — Synchro-tilt
(2 controls)

- Swivel 360°
- Pneumatic Seat Height
- Seat Tension
- Seat and Back Tilt 2:1
- Back Angle
- Lumbar Height
- Anti-Kick Tilt-Lock
- Optional Seat Slider

Fabric Grades		C (Black Only)	1	2	3
Right Chair™					
RCT4255	Mesh back without arms	\$795	\$825	\$875	\$925
RCT4235	Mesh back and arms	\$870	\$900	\$950	\$1,000
RCT7255	With skin without arms	\$890	\$920	\$970	\$1,020
RCT 7235	With skin and arms	\$965	\$995	\$1,045	\$1,095



back seat arm mech

B A L 5 3 0 9

Back (w x h)

5 - High back
(19 x 22)

Seat (w x d)

3 - Balance seat
(19 x 17)

Option Code(s)

Available options on page 35

Chair Mechanism

- 0 Tilt-swivel
- 9 Synchronous Knee-tilt

Arms

- 0 Pivoting gelthane chrome arms (also available in black)
- 1 Forward sliding gelthane pad
- 5 No arms
- 6 Loop arms (width adjustable)
- 7 Chrome Loop arms



BAL5309-B15

Black Natural . . . \$1,440

	BAL5300	BAL5309-S
--	----------------	------------------

Dimensions (HxWxD)	39 x 26 x 27	39 x 26 x 26
Box Dimensions	34 x 22 x 26	34 x 22 x 26
Base Diameter	26	26
Chair Weight	41 lbs.	41lbs.
Seat Height Range	18 – 23	17 – 21
Seat Width	19	19
Seat Depth	18	18 – 20.5
Back Width	19	19
Back Height	22	22
Lumbar Height	Fixed	Fixed
Arm Height Range	7 – 10	7 – 10
Arm Width Range	16 – 19	16– 19
Arm Pad Pivot	30° in/out	30° in/out
Back Angle	105° – 125°	100° – 120°
Seat Angle	2°R – 20°R	2°R – 10°R



BAL5370
Grade1 \$1,050



Measurements shown in inches with standard mechanism and arms only based on BIFMA CMD-1 criteria.

Features

- Combination of Leather or fabric, with Fully Upholstered or Double Mesh in a High Back
- Built-in Dual Curved Lumbar Support
- Generous Multi-Density Foam in the Seat
- Contoured Seat with Waterfall Front
- Adjustable Seat Height and Tension
- Adjustable Seat/Back Angle
- Choice of Four Arm Options
- Choice of Two Base Options
- Optional Mesh Back
- Optional Seat Slider

Mesh Back



BAL5319-U2
Black Natural . . . \$1,455
(U2 - Mesh Back)



		N-stead™	Black Natural Leather	Ultraleather™	Madras Leather			
Fabric Grades		1	2	3	4	5	5	6
Balance™								
BAL5360	tilt/swivel, loop arms	\$1,050	\$1,100	\$1,150	\$1,200	\$1,250	\$1,485	\$1,585
BAL5300	tilt/swivel, pivoting gellthane arms	\$1,050	\$1,100	\$1,150	\$1,200	\$1,250	\$1,485	\$1,585
BAL5370	tilt/swivel, chrome loop arms	\$1,050	\$1,100	\$1,150	\$1,200	\$1,250	\$1,485	\$1,585
BAL5310	tilt/swivel, forward gel arms	\$1,180	\$1,230	\$1,280	\$1,330	\$1,380	\$1,615	\$1,715
BAL5369**	synchro knee-tilt, loop arms	\$1,125	\$1,175	\$1,225	\$1,275	\$1,325	\$1,560	\$1,660
BAL5309**	synchro knee-tilt, pivoting gellthane arms	\$1,125	\$1,175	\$1,225	\$1,275	\$1,325	\$1,560	\$1,660
BAL5379**	synchro knee-tilt, chrome loop arms	\$1,125	\$1,175	\$1,225	\$1,275	\$1,325	\$1,560	\$1,660
BAL5319**	synchro knee-tilt, forward gel arms	\$1,255	\$1,305	\$1,355	\$1,405	\$1,455	\$1,690	\$1,790

Available Options

Bases

Standard B16 26" High Crown Black Base	
B15 26" High Crown Polished Aluminum Base	\$55

Cylinders

Standard L2 4" Cylinder on (9) Mechanism	\$0
Standard L3 5" Cylinder on (0) Mechanism	\$0
L4 8" Cylinder	\$55
L5 10" Cylinder	\$55

Backs (See page 34)

U2 All Mesh Back	\$0
-------------------------	-----

General

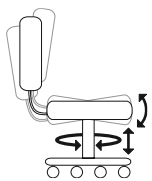
5 No Arms	-\$60
R10* NeXtep® 10" with Locking Casters	\$185
R22* NeXtep® Combo 10"/12" with Casters	\$295
S** Seat Slider	\$60

Castors/Glides

Standard C0 Carpet Casters	
C1 Hard Floor Casters	\$25
C2 Glides	\$25
C8 Chrome Carpet Casters	\$90
C9 Chrome Hard Floor Casters	\$100

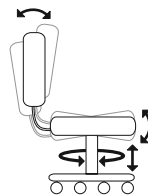
Chair Mechanisms

* Only available on **(L4)** or **(L5)** cylinders
 ** Seat Slider option only available on **(9)** Mechanism



- Swivel 360°
- Pneumatic Seat Height
- Seat Tension
- Seat and Back Tilt, 1:1

0 — Tilt-swivel
(1 control)



- Swivel 360°
- Pneumatic Seat Height
- Seat Angle
- Seat Tension (Side Activated)
- Seat and Back Tilt, 2:1
- Back Angle
- Anti-kickback Tilt-lock
- Optional Seat Slider

9 — Synchronous Knee-tilt
(2 controls)



BAS033-U2

See page 61 for side chair.

NeutralPosture[®] Seating

Shark[™]



SHA2136
Cloud 9™ \$940



Grade 1
\$825
SHA1335



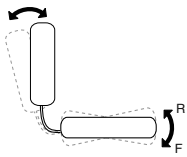
Grade 3
\$1,250
SHA2336-L5-R8

Features

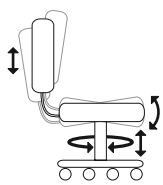
- Choice of Two Back Size Options with Built-in Lumbar Support
- Choice of Two Contoured Seat Options with Multi-density Foam and Waterfall Front
- Adjustable Back Height and Angle
- Adjustable Seat Height, Angle and Tension
- Adjustable Arm Height and Width
- Forward Tilt-Stop (Variable)
- Plastic Outer Shell
- Optional Seat Slider

	SHA113_	SHA133_	SHA213_	SHA233_
Dimensions(HxWxD)	33 x 26 x 26	33 x 26 x 26	37 x 26 x 26	37 x 26 x 26
Box Dimensions	36 x 26 x 19	36 x 26 x 19	36 x 26 x 19	36 x 26 x 19
Base Diameter	26	26	26	26
Chair Weight	51 lbs.	51 lbs.	51 lbs.	51 lbs.
Seat Height Range	17 – 22	17 – 22	17 – 22	17 – 22
Seat Width	20	21	20	21
Seat Depth	18	18	18	18
Back Width	19	19	20	20
Back Height Range	16 – 19	16 – 19	19 – 22	19 – 22
Arm Height Range	7 – 10	7 – 10	7 – 10	7 – 10
Arm Width Range	19 – 24	20 – 25	19 – 24	20 – 25
Back Angle - 5*	95° – 117°	95° – 117°	90° – 110°	90° – 110°
Seat Angle - 5*	F 2° – R 10°	F 2° – R 10°	F 2° – R 10°	F 2° – R 10°
Back Angle - 6*	90° – 100°	90° – 100°	90° – 100°	90° – 100°
Seat Angle - 6*	F 6° – R 17°	F 6° – R 17°	F 6° – R 17°	F 6° – R 17°

Measurements shown in inches and degrees with standard mechanism and arms only based on BIFMA CMD-1 criteria.
 *Degrees Legend (see diagram below)

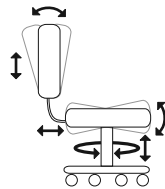


Chair Mechanisms



5 – Synchro-tilt (2 controls)

- Swivel 360°
- Pneumatic Seat Height
- Back Height
- Seat Tension
- Back and Seat Tilt, 2:1
- Optional Seat Slider



6 – Multi-tilt (4 controls)

- Swivel 360°
- Pneumatic Seat Height
- Back Height
- Seat Angle
- Seat Tension
- Independent Back Angle
- Forward Tilt-stop (variable)
- Optional Seat Slider



SHA2336
 Grade 1 \$910

NeutralPosture[®] Seating

Shark[™]

S H A **2 3 3 6** _

Backs (w x h)

- 1 Low back (18.5 x 16)
- 2** Mid back (19.25 x 20)

Seats (w x d)

- 1 Medium seat (20 x 18)
- 3** Large seat (22 x 19)

Option Code(s)

Available options on page 39

Chair Mechanisms

- 5 Synchro-tilt
- 6** Multi-tilt

Arm

- 0 4" adjustable
- 1 4" adj/pivot
- 2 T arms
- 3** 3" adjustable
- 4 Swing arms
- 5 No arms
- 6 Loop arms
- 8 360° NP arms
- 9 360° NP gel pads



0 - 4" adjustable



1 - 4" adj/pivot



2 - T arms



3 - 3" adjustable



4 - Swing arms



6 - Loop arms



8 - NP arms

9 - NP gel pads

All height adj. except T arms & Loop arms



SHA2136
Grade 1....\$840

Fabric Grades		1	2	3	4
Low Back, Medium Seat					
SHA1135	3" adjustable arms, synchro-tilt mechanism	\$755	\$805	\$855	\$905
SHA1136	3" adjustable arms, multi-tilt mechanism	\$820	\$870	\$920	\$970
Low Back, Large Seat					
SHA1335	3" adjustable arms, synchro-tilt mechanism	\$825	\$875	\$925	\$975
SHA1336	3" adjustable arms, multi-tilt mechanism	\$890	\$940	\$990	\$1,040
Mid Back, Medium Seat					
SHA2135	3" adjustable arms, synchro-tilt mechanism	\$775	\$825	\$875	\$925
SHA2136	3" adjustable arms, multi-tilt mechanism	\$840	\$890	\$940	\$990
Mid Back, Large Seat					
SHA2335	3" adjustable arms, synchro-tilt mechanism	\$845	\$895	\$945	\$955
SHA2336	3" adjustable arms, multi-tilt mechanism	\$910	\$960	\$1,010	\$1,060

Available Options

Arm

 Standard **3** (3" Adjustable)

0	4" Adjustable	\$50
1	4" Adj/Pivot	\$75
2	T Arms	\$0
4	Swing Arms	\$220
5	No Arms	-\$75
6	Loop Arms	\$50
8	360° NP Arms	\$160
9	360° NP Gel Pads	\$260

General

F	Fring™ Footrest	\$50
J	Upholstered Arm Pad	\$65
N	N-dulgent® Memory Foam	\$125
R1±	18" Black Plastic Footring	\$60
R2±	20" Chrome Footring	\$80
R8«	NexTep® 8" with Casters	\$185
R10±	NexTep® 10" H-leg with Casters	\$185
R18«	NexTep® Combo 8"/10" with Casters	\$295
S*	Seat Slider (2")	\$80
T	Stool Package L4 and R2	\$135

Bases

 Standard **B0** 26" Black Base

B6	26" Polished Aluminum	\$140
B8	27" Brushed Aluminum	\$140
B12	28" Black Base	\$110

Casters/Glides

 Standard **C0** Carpet Casters

C1	Hard Floor Casters	\$25
C2	Glides	\$25
C3	Hard Floor Brake/In	\$185
C4	Hard Floor Brake/Out	\$60
C8	Chrome Carpet Casters	\$90
C9	Chrome Hard Floor Casters	\$100

Cylinders

 Standard **L3** 5" Cylinder

L1	3" Cylinder	\$0
L2	4" Cylinder	\$0
L4*	8" Cylinder	\$55
L5*	10" Cylinder	\$55
L7*	7" Cylinder	\$55

* (**S**) Seat slider option is not available with (**L4**), (**L5**) or (**L7**) Cylinders

± Options (**R1**), (**R2**) and (**R10**) are only available on (**L4**) or (**L5**) Cylinders.

« Options (**R8**) and (**R18**) are not available on (**L1**) or (**L2**) Cylinders.

NeutralPosture[®] Seating

Sahara[™]



SAH2236-S
 Cloud 9[™] \$1,085



SAH2206-S



Optional Schukra Lumbar - D2

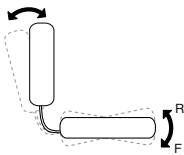
Features

- Choice of Two Back Size Options, Fully Upholstered with Built-in Lumbar Support
- Choice of Three Contoured Seat Options with Multi-density Foam and Waterfall Front
- Adjustable Back Height and Angle
- Adjustable Seat Height, Angle and Tension
- Adjustable Arm Height and Width
- Forward Tilt-stop (Variable)
- Optional Armpad Pivot
- Optional Seat Slider
- Optional Schukra Lumbar

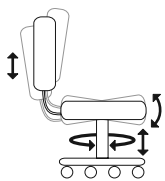
	SAH213_	SAH223_	SAH233_	SAH313_	SAH323_	SAH333_
Dimensions(HxWxD)	36 x 26 x 26	36 x 26 x 26	36 x 26 x 26	44 x 26 x 26	44 x 26 x 26	44 x 26 x 26
Box Dimensions	36 x 26 x 19	36 x 26 x 19	36 x 26 x 19	36 x 26 x 19	36 x 26 x 19	36 x 26 x 19
Base Diameter	26	26	26	26	26	26
Chair Weight	51 lbs.	51 lbs.	51 lbs.	51 lbs.	51 lbs.	51 lbs.
Seat Width	19	20	23	19	20	23
Back Width	18	18	18	19	19	19
Back Height Range	20 - 24	20 - 24	20 - 24	26 - 30	26 - 30	26 - 30
Arm Height Range	7 - 10	7 - 10	7 - 10	7 - 10	7 - 10	7 - 10
Arm Width Range	17 - 21	17 - 22	19 - 23	17 - 21	17 - 22	19 - 23
Back Angle (5)*	92° - 115°	92° - 115°	92° - 115°	92° - 115°	92° - 115°	92° - 115°
Seat Angle (5)*	F 1° - R 9°	F 1° - R 9°	F 1° - R 9°	F 1° - R 9°	F 1° - R 9°	F 1° - R 9°
Seat Height Range (5)	17 - 22	17 - 22	17 - 22	17 - 22	17 - 22	17 - 22
Seat Depth (5)	16	17	18	16	17	18
Back Angle (6)*	90° - 105°	90° - 105°	90° - 105°	90° - 105°	90° - 105°	90° - 105°
Seat Angle (6)*	F 4° - R 17°	F 4° - R 17°	F 4° - R 17°	F 4° - R 17°	F 4° - R 17°	F 4° - R 17°
Seat Height Range (6)	18 - 23	18 - 23	18 - 23	18 - 23	18 - 23	18 - 23
Seat Depth (6)	18	19	20	18	19	20

Measurements shown in inches and degrees with standard mechanism and arms only based on BIFMA CMD-1 criteria.

*Degrees Legend (see diagram below)

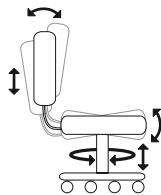


Chair Mechanisms



5 — Synchro-tilt
(2 controls)

- Center Pivot
- Swivel 360°
- Pneumatic Seat Height
- Back Height
- Seat Tension
- Seat and Back Tilt, 2:1
- Optional Seat Slider



6 — Multi-tilt
(4 controls)

- Center Pivot
- Swivel 360°
- Pneumatic Seat Height
- Back Height
- Seat Tension
- Seat Angle
- Independent Back Angle
- Forward Tilt-stop (Variable)
- Optional Seat Slider

NeutralPosture[®] Seating

Sahara[™]

S A H **2 1 3 6** _

back seat arm mech

Backs (w x h)

- 2** Mid back (17.5 x 19)
- 3** High back (19 x 27)

Seats (w x d)

- 1** Small seat (19 x 18)
- 2** Medium seat (20 x 19)
- 3** Large seat (22.5 x 20)

Option Code(s)

Available options on page 43

Chair Mechanisms

- 5** Synchro-tilt
- 6** Multi-tilt

Arms

- 0** 4" adjustable
- 1** 4" adj/pivot
- 2** T arms
- 3** 3" adjustable
- 4** Swing arms
- 5** No arms
- 6** Loop arms



0 - 4" adjustable



1 - 4" adj/pivot



2 - T arms



3 - 3" adjustable



4 - Swing arms



6 - Loop arms

All height adjustable except T arms (**2**) & Loop arms (**6**)



Top Seller

SAH2236
Cloud 9™...\$1,005



Fabric Grades		1	2	3	4
Mid Back, Small Seat					
SAH2135	3" adjustable arms, synchro-tilt mechanism	\$875	\$925	\$975	\$1,025
SAH2136	3" adjustable arms, multi-tilt mechanism	\$885	\$935	\$985	\$1,035
Mid Back, Medium Seat					
SAH2235	3" adjustable arms, synchro-tilt mechanism	\$895	\$945	\$995	\$1,045
SAH2236	3" adjustable arms, multi-tilt mechanism	\$905	\$955	\$1,005	\$1,055
Mid Back, Large Seat					
SAH2335	3" adjustable arms, synchro-tilt mechanism	\$925	\$975	\$1,025	\$1,075
SAH2336	3" adjustable arms, multi-tilt mechanism	\$935	\$985	\$1,035	\$1,085
High Back, Small Seat					
SAH3135	3" adjustable arms, synchro-tilt mechanism	\$970	\$1,020	\$1,070	\$1,120
SAH3136	3" adjustable arms, multi-tilt mechanism	\$980	\$1,030	\$1,080	\$1,130
High Back, Medium Seat					
SAH3235	3" adjustable arms, synchro-tilt mechanism	\$990	\$1,040	\$1,090	\$1,140
SAH3236	3" adjustable arms, multi-tilt mechanism	\$1,000	\$1,050	\$1,100	\$1,150
High Back, Large Seat					
SAH3335	3" adjustable arms, synchro-tilt mechanism	\$1,020	\$1,070	\$1,120	\$1,170
SAH3336	3" adjustable arms, multi-tilt mechanism	\$1,030	\$1,080	\$1,130	\$1,180

Available Options

Arms				
Standard 3 (3" Adjustable)				
0	4" Adjustable	\$50		
1	4" Adj/Pivot	\$75		
2	T Arms	\$0		
4	Swing Arms	\$220		
5	No Arms	-\$75		
6	Loop Arms	\$50		
General				
D2	Schukra Lumbar	\$100		
F	Fring™ Footrest	\$50		
J	Upholstered Arm Pad	\$65		
N	N-dulgent® Memory Foam	\$125		
R1**	18" Black Plastic Footring	\$60		
R2**	20" Chrome Footring	\$80		
R8±	NeXtep® 8" with Casters	\$185		
R10**	NeXtep® 10" H-leg with Casters	\$185		
R18±	NeXtep® Combo 8"/10" with Casters	\$295		
S	Seat Slider (2")	\$80		
T	Stool Package L4 and R2	\$135		
U1	Ballistic Upholstery on Back Outer	\$0		
Bases				
Standard B0 26" Black Base				
B6	26" Polished Aluminum		\$140	
B7	26" Black Metal		\$100	
Cylinders				
Standard L3 5" Cylinder				
L1	3" Cylinder		\$0	
L2	4" Cylinder		\$0	
L4*	8" Cylinder		\$55	
L5*	10" Cylinder		\$55	
Castors/Glides				
Standard C0 Carpet Casters				
C1	Hard Floor Casters		\$25	
C2	Glides		\$25	
C3	Hard Floor Brake/In		\$185	
C4	Hard Floor Brake/Out		\$60	
*Options (L4) and (L5) are only available on Mid (2) back.				
**Options (R1) , (R2) and (R10) are only available on (L4) or (L5) Cylinders.				
± Options (R8) and (R18) are not available on (L1) or (L2) Cylinders.				

NeutralPosture[®] Seating

N·dure™



E N D 3 2 0 8 _____

Back (w x h)

- 2 Mid back (17.5 x 19)
- 3 High back (19 x 27)

Seat (w x d)

- 2 Medium seat (20 x 19)
- 3 Large seat (22.5 x 19)

Option Code(s)

Available options on page 45

Chair Mechanism

- 8 Multi-tilt

Arm

- 0 4" adjustable
- 5 No arms



END2208



Staccato
\$1,315

END3208

Features

Staccato \$1,230

- Choice of Two back Size Options, Fully Upholstered with Built-in Lumbar Support
- Choice of Two Contoured Seat Options with Multi-density Foam and Waterfall Front
- Superior Support for Up to 350 lbs.
- 4" Wide Back Upright
- 5 Year Warranty (including 24/7, multi-shift usage)*
- Adjustable Back Height and Angle
- Adjustable Seat Height, Angle, Tension and Depth
- Adjustable Arm Height and Width
- Seat Slider is Standard

* 24/7 Continuous-shift only on Staccato fabric. See warranty on page 99 for details.

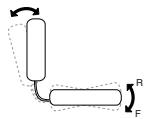
Beginning July 2010 - New Multi-Tilt Mechanism measurements for N-dure™ models

	END2258	END2358	END3258	END3358
Dimensions (HxWxD)	37 x 27 x 26	37 x 27 x 26	44 x 27 x 26	44 x 27 x 26
Box Dimensions	36 x 26 x 19	36 x 26 x 19	36 x 26 x 19	36 x 26 x 19
Base Diameter	26	26	26	26
Chair Weight	54 lbs.	54 lbs.	56 lbs.	56 lbs.
Seat Height Range	18 – 23	18 – 23	18 – 23	18 – 23
Seat Width	20	22.5	20	22.5
Seat Depth Range**	17 – 19	18 – 20	17 – 19	18 – 20
Back Height Range	19.5 – 22	19.5 – 22	26 – 28.5	26 – 28.5
Back Width	17.6	17.6	19	19
Back Lumbar Range	6.5 – 8	6.5 – 8	6.5 – 8	6.5 – 8
Arm Height Range	5 – 9	5 – 9	5 – 9	5 – 9
Arm Width Range	19.5 – 22	18 – 22	17 – 22	18 – 22
Back Angle	90° – 98°	90° – 98°	90° – 98°	90° – 98°
Seat Angle*	F 6° – R 10°	F 6° – R 10°	F 6° – R 10°	F 6° – R 10°

Measurements shown in inches and degrees with standard mechanism and arms only based on BIFMA CMD-1 criteria.

** Maximum Range = Seat Depth

*Degrees Legend (see diagram below)



Staccato

Fabric Grades		1	2	3	4
Mid Back					
END2208	4" adj arms, free float synchro-tilt mech w/seat slider	\$1,180	\$1,230	\$1,280	\$1,330
END2308	4" adj arms, free float synchro-tilt mech w/seat slider	\$1,215	\$1,265	\$1,315	\$1,365
High Back					
END3208	4" adj arms, free float synchro-tilt mech w/seat slider	\$1,265	\$1,315	\$1,365	\$1,415
END3308	4" adj arms, free float synchro-tilt mech w/seat slider	\$1,290	\$1,340	\$1,390	\$1,440

Available Options

General

- R7**◀ NeXtep® 8" with Glides \$135
- R8**◀ NeXtep® 8" with Casters \$185
- R9**± NeXtep® 10" H-leg with Glides \$135
- R10**± NeXtep® 10" H-leg with Casters \$185
- U1** Ballistic Upholstery on Back Outer \$0

Arm

- Standard **0** (4" adjustable)
- 5** No arms - \$75

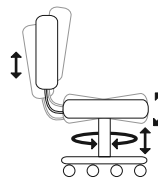
Cylinders

- Standard **L3** 5" Cylinder
- L1** 3" Cylinder \$0
- L2** 4" Cylinder \$0
- L4**** 8" Cylinder \$55
- L5**** 10" Cylinder \$55

Base

- Standard **B0** 26" Black Base
- B7** 26" Black Aluminum \$100
- B14** 28" Black Intensive-use Black Aluminum \$125

Chair Mechanism



8 — Multi-tilt
Free Float
(4 controls)

- Intensive-use
- Swivel 360°
- Pneumatic Seat Height
- Seat Slider
- Back Height
- Seat Tension
- Seat Angle
- Forward Tilt-stop
- Independent Back Angle
- Free float

±Option (**R9**) and (**R10**) only available on (**L4**) or (**L5**).

◀Option (**R7**) and (**R8**) not available on (**L1**) and (**L2**)

**Only available on mid back

NeutralPosture[®] Seating

Rio™



RIO2234-S
Grade 1 \$795



Grade 1
\$860
RIO3236



Grade 1
\$1,035
RIO2234-S-L5-R10

Features

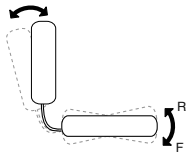
- Choice of Two Back Size Options, Fully Upholstered with Built-in Lumbar Support
- Choice of Three Contoured Seat Options with Multi-density Foam and Waterfall Front
- Adjustable Back Height and Angle
- Adjustable Seat Height, Angle and Tension
- Adjustable Arm Height and Width
- Seat Slider standard on Deluxe-tilt (4) Chair Mechanism

	RIO213	RIO223	RIO233	RIO313	RIO323	RIO333
Dimensions(HxWxD)	36 x 26 x 26	36 x 26 x 26	36 x 26 x 26	43x 27 x 26	43 x 27 x 26	43 x 27 x 26
Box Dimensions	36 x 26 x 19	36 x 26 x 19	36 x 26 x 19	36 x 26 x 19	36 x 26 x 19	36 x 26 x 19
Base Diameter	26	26	26	26	26	26
Chair Weight	43 lbs.	43 lbs.	43 lbs.	43 lbs.	43 lbs.	43 lbs.
Seat Width	19	20	23	19	20	23
Back Width	18	18	18	19	19	19
Back Height Range	18 – 22	18 – 22	18 – 22	24 – 28	24 – 28	24 – 28
Arm Height Range	7 – 10	7 – 10	7 – 10	7 – 10	7 – 10	7 – 10
Arm Width Range	17 – 21	18 – 22	19 – 23	17 – 21	18 – 22	19 – 23
Back Angle (4)*	90° – 109°	90° – R 109°	90° – 109°	90° – 109°	90° – 109°	90° – 109°
Seat Angle (4)*	F 2° – R 16°	F 2° – R 16°	F 2° – R 16°	F 2° – R 16°	F 2° – R 16°	F 2° – R 16°
Seat Height Range (4)	17 – 22	17 – 22	17 – 22	17 – 22	17 – 22	17 – 22
Seat Depth Range (4)**	14 – 16	15 – 17	16 – 18	14 – 16	15 – 17	16 – 18
Back Angle (6)*	102° – 115°	102° – 115°	102° – 115°	102° – 115°	102° – 115°	102° – 115°
Seat Angle (6)*	F 7° – R 16°	F 7° – R 16°	F 7° – R 16°	F 7° – R 16°	F 7° – R 16°	F 7° – R 16°
Seat Height Range (6)	17 – 22	17 – 22	17 – 22	17 – 22	17 – 22	17 – 22
Seat Depth (6)	17	18	19	17	18	19

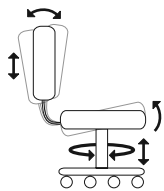
Measurements shown in inches with standard mechanism and arms only based on BIFMA CMD-1 criteria.

** Maximum Range = Seat Depth

*Degrees Legend (see diagram below)

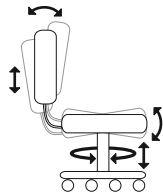


Chair Mechanisms



4 — Deluxe-tilt
(4 controls)

- Swivel 360°
- Pneumatic Seat Height
- Seat Slider
- Back Height
- Seat Angle
- Seat Tension
- Independent Back Angle



6 — Multi-tilt
(4 controls)

- Swivel 360°
- Pneumatic Seat Height
- Back Height
- Seat Angle
- Seat Tension
- Independent Back Angle
- Forward Tilt-stop
- Optional Seat Slider

NeutralPosture[®] Seating

Rio[™]



back seat arm mech

R I O 2 2 3 4 —

Backs (w x h)

2 Mid back (17.5 x 19)

3 High back (19 x 27)

Seats (w x d)

1 Small seat (19 x 18)

2 Medium seat (20 x 19)

3 Large seat (22.5 x 20)

Option Code(s)
Available options on page 49

Chair Mechanisms

4 Deluxe-tilt w/seat slider (S)

6 Multi-tilt

Arms

0 4" adjustable

1 4" adj/pivot


2 T arms

3 3" adjustable

4 Swing arms

5 No arms

6 Loop arms



All height adjustable except T arms (2) & Loop arms (6)

Top Seller



RIO2234-S
Grade 1 \$795

RIO3206
Grade 1 \$910



Fabric Grades		1	2	3	4
Mid Back, Small Seat					
RIO2134-S	3" adjustable arms, deluxe-tilt mechanism, w/seat slider	\$775	\$825	\$875	\$925
RIO2136	3" adjustable arms, multi-tilt mechanism	\$745	\$795	\$845	\$895
Mid Back, Medium Seat					
RIO2234-S	3" adjustable arms, deluxe-tilt mechanism, w/seat slider	\$795	\$845	\$895	\$945
RIO2236	3" adjustable arms, multi-tilt mechanism	\$765	\$815	\$865	\$915
Mid Back, Large Seat					
RIO2334-S	3" adjustable arms, deluxe-tilt mechanism, w/seat slider	\$825	\$875	\$925	\$975
RIO2336	3" adjustable arms, multi-tilt mechanism	\$795	\$845	\$895	\$945
High Back, Small Seat					
RIO3134-S	3" adjustable arms, deluxe-tilt mechanism, w/seat slider	\$870	\$920	\$970	\$1,020
RIO3136	3" adjustable arms, multi-tilt mechanism	\$840	\$890	\$940	\$990
High Back, Medium Seat					
RIO3234-S	3" adjustable arms, deluxe-tilt mechanism, w/seat slider	\$890	\$940	\$990	\$1,040
RIO3236	3" adjustable arms, multi-tilt mechanism	\$860	\$910	\$960	\$1,010
High Back, Large Seat					
RIO3334-S	3" adjustable arms, deluxe-tilt mechanism, w/seat slider	\$920	\$970	\$1,020	\$1,070
RIO3336	3" adjustable arms, multi-tilt mechanism	\$890	\$940	\$990	\$1,040

Available Options

Arms

Standard **3** (3" Adjustable)

0	4" Adjustable	\$50
1	4" Adj/Pivot	\$75
2	T Arms	\$0
4	Swing Arms	\$220
5	No Arms	-\$75
6	Loop Arms	\$50

General

F	Fring™ Footrest	\$50
J	Upholstered Arm Pad	\$65
N	N-dulgent® Memory Foam	\$125
R1**	18" Black Plastic Footring	\$60
R2**	20" Chrome Footring	\$80
R8±	NeXtep® 8" with Casters	\$185
R10**	NeXtep® 10" H-leg with Casters	\$185
R18±	NeXtep® Combo 8"/10" with Casters	\$295
S	Seat Slider (6 mechanism upcharge only)	\$80
T*	Stool Package L4 and R2	\$135
U1	Ballistic Upholstery on Back Outer	\$0

Bases

Standard **B0** 26" Black Base

B6	26" Polished Aluminum	\$140
B7	26" Black Aluminum	\$100

Cylinders

Standard **L3** 5" Cylinder

L1	3" Cylinder	\$0
L2	4" Cylinder	\$0
L4*	8" Cylinder	\$55
L5*	10" Cylinder	\$55

Castors/Glides

Standard **C0** Carpet Casters

C1	Hard Floor Casters	\$25
C2	Glides	\$25
C3	Hard Floor Brake/In	\$185
C4	Hard Floor Brake/Out	\$60

* Options **(L4)** and **(L5)** are available on Mid **(2)** back only.

** Options **(R1)**, **(R2)** and **(R10)** are only available on **(L4)** or **(L5)** Cylinders.

± Options **(R8)** and **(R18)** are not available on **(L1)** or **(L2)** Cylinders.

NeutralPosture[®] Seating

Embrace Motion[™]



EMM2106 - S

Black Natural.....\$1,255

Features

- Choice of Two Back Size Options, Fully Upholstered with Built-in Lumbar Support
- Adjustable Back Height and Angle
- Adjustable Seat Height, Angle and Tension
- Adjustable Arm Height and Width
- Durable Composite Arms and Base
- Matching Side Chairs Available
- Optional Seat Slider



EMC022

Black Natural . . . \$905

	Mid Back	High Back
--	----------	-----------

Dimensions (H x W x D)	40 x 26 x 26	44 x 26 x 26
Box Dimensions (H x W x D)	39 x 22 x 22	39 x 22 x 22
Base Diameter	26	26
Chair Weight	50 lbs.	52 lbs.
Seat Height Range (6)	17 – 21	17 – 21
Seat Angle (6)*	F 7° – R 15.8°	F 7° – R 15.8°
Back Angle (6)*	94° – 114°	94° – 114°
Seat Height Range (7)	19 – 23	19 – 23
Seat Angle (7)*	F 4.4° – R 17°	F 4.4° – R 17°
Back Angle (7)*	94° – 114°	94° – 114°
Seat Width	21	21
Seat Depth	17	20
Back Width	22	23
Back Height Range	23 – 25	26 – 28
Arm Height Range	6 – 9	6 – 9
Arm Width Range	19 – 23	19 – 23



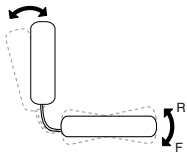
EMM2166-S-B8
Black Natural.....\$1,395



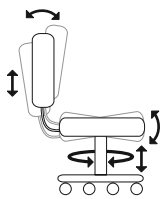
EMM2106-S-B8
Black Natural.....\$1,395

Measurements shown in inches and degrees with standard mechanism and arms only based on BIFMA CMD-1 criteria.

*Degrees Legend

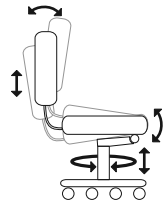


Chair Mechanisms



6 – Multi-tilt
(4 controls)

- Swivel 360°
- Pneumatic Seat Height
- Optional Seat Slider
- Back Height
- Seat Tension
- Independent Back Angle
- Forward Tilt-stop



7 – Knee-tilt
(4 controls)

- Front Pivot
- Swivel 360°
- Pneumatic Seat Height
- Optional Seat Slider
- Back Height
- Seat Tension
- Independent Back Angle
- Free Float Seat Rocking

NeutralPosture[®] Seating

Embrace Motion[™]

E M M back seat arm mech 2 1 3 6 _

Backs (w x h)

- 2 Mid back (22 x 23)
- 3 High back (23 x 26)

Seats (w x d)

- 1 Medium seat (20.5 x 21)

Option Code(s)

Available options on page 53

Chair Mechanisms

- 6 Multi-tilt
- 7 Knee-tilt

Arms

- 0 4" adjustable
- 1 4" adj/pivot
- 2 T arms
- 3 3" adjustable
- 4 Swing arms
- 5 No arms
- 6 C Loop arms



0 - 4" adjustable



1 - 4" adj/pivot



2 - T arms



3 - 3" adjustable



4 - Swing arms



6 - C Loop arms

All height adjustable except T arms (**2**) and Loop arms (**6**)



EMM2166-S-B8
Black Natural . . . \$1,395



EMM2106-S-B8
Black Natural . . . \$1,395



EMC022
Black Natural . . . \$905



		N-stead™	Leather Black Natural	Black	Ultraleather™ Color	Leather Madras
Fabric Grades		4	5	5	5	6
Mid Back						
EMM2136	3" adjustable arms, multi-tilt mechanism	\$925	\$1,125	\$1,315	\$1,360	\$1,460
EMM2137	3" adjustable arms, knee-tilt mechanism	\$965	\$1,165	\$1,355	\$1,400	\$1,500
High Back						
EMM3136	3" adjustable arms, multi-tilt mechanism	\$950	\$1,150	\$1,340	\$1,385	\$1,485
EMM3137	3" adjustable arms, knee-tilt mechanism	\$990	\$1,190	\$1,380	\$1,425	\$1,525
Embrace™ Side Chair (mid back)						
EMC020	no arms	\$755	\$805	\$995	\$1,040	\$1,140
EMC022	w/C loop arms	\$855	\$905	\$1,095	\$1,140	\$1,240



Natural Leather — semi-aniline contract leather. Available in black only, leather/vinyl combo.

N-stead™ — high-quality, durable vinyl/faux leather with matching colors to Madras leather.

Ultraleather™ — supple, faux leather with an extremely smooth hand, natural feel.

Madras Leather — premium, semi-aniline hides with natural grain and a smooth hand, leather/vinyl combo.

Available Options

Arms

Standard **3** (3" Adjustable)

0	4" Adjustable	\$50
1	4" Adj/Pivot	\$75
2	T Arms	\$0
4	Swing Arms	\$220
5	No Arms	– \$75
6	C Loop Arms	\$50

General

F	Fring™ Footrest	\$50
S	Seat Slider (2")	\$80

Bases

Standard B0 26" Base		
B8*	27" Brushed Aluminum	\$140

Cylinders

Standard **L2** 4" Cylinder

L1*	3" Cylinder	\$0
L3	5" Cylinder	\$0

Casters/Glides

Standard C0 Carpet Casters		
C1	Hard Floor Casters	\$25
C2	Glides	\$25
C3	Hard Floor Brake/In	\$185
C4	Hard Floor Brake/Out	\$60

*Option (**B8**) is standard with 3" Cylinder (**L1**).

NeutralPosture[®] Seating

Embrace[™]



Lumbar Support

Seat Height

Seat Tilt Tension

Knee-tilt Mechanism

EMB112K

Black Natural . . . \$980



Grade 1
\$1,005

EMB112K-FP



Grade 1
\$780

EMB112K

(Shown in pulled fabric)

Features

- Choice of Two Back Size Options, Fully Upholstered with Built-in Lumbar Support
- Adjustable Seat Height and Tension
- Swivel-tilt and Knee-tilt Mechanism Options Available
- Standard in Pillow Top with N-stead[™], Leather or Ultraleather[™]
- Matching Side Chairs Available



EMC022

Black Natural . . . \$905

	Mid Back	High Back
--	----------	-----------

Dimensions (H x W x D)	42 x 28 x 28	45 x 28 x 28
Box Dimensions (H x W x D)	30 x 28 x 47	30 x 28 x 47
Base Diameter	26	26
Chair Weight	49 lbs.	50 lbs.
Seat Height Range – (T)	17 – 21	17 – 21
Seat Angle – (T)	R 6° – R 23°	R 6° – R 23°
Seat Height Range – (K)	18 – 22	18 – 22
Seat Angle – (K)	R 5° – R 22°	R 5° – R 22°
Seat Width	21	21
Seat Depth	20	20
Back Width	22	22
Back Height (Fixed)	18	21



Top Seller



EMB112K-CP
Black Natural...\$1,275

BIFMA Measurements shown in inches and degrees with standard features only based on BIFMA CMD-1 criteria.

Fabric Grades	1	2	3	4	5	5	5	6
---------------	---	---	---	---	---	---	---	---

Mid Back

EMB112T	C loop arms, tilt/swivel	\$720	\$770	\$820	\$870	\$920	\$1,110	\$1,155	\$1,255
EMB112K	C loop arms, knee-tilt	\$780	\$830	\$880	\$930	\$980	\$1,170	\$1,215	\$1,315

High Back

EMB212T	C loop arms, tilt/swivel	\$780	\$830	\$880	\$930	\$980	\$1,170	\$1,215	\$1,315
EMB212K	C loop arms, knee-tilt	\$840	\$890	\$940	\$990	\$1,040	\$1,230	\$1,275	\$1,375

Embrace™ Side Chair (mid back)

EMC020	no arms	\$605	\$655	\$705	\$755	\$805	\$995	\$1,040	\$1,140
EMC022	w/C loop arms	\$705	\$755	\$805	\$855	\$905	\$1,095	\$1,140	\$1,240

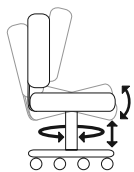
Embrace™ and Embrace™ Side not available in Cloud 9™ or 7th Heaven™.

Available Options

CP	Chrome Package+	\$295
FP	Fabric Pillow Top	\$225

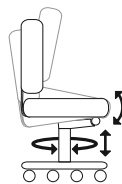
+Special shipping required. Please refer to Freight Charges on Page 97 for delivery options and costs.

Chair Mechanisms



T — Tilt/Swivel

- (1 control)
- Swivel 360°
 - Pneumatic Seat Height
 - Seat Tension
 - Seat and Back Tilt, 1:1



K — Knee-tilt

- (1 control)
- Swivel 360°
 - Pneumatic Seat Height
 - Seat Tension
 - Seat and Back Tilt, 1:1
 - Forward Tilt-stop



Model Shown
CLA3213
Grade 1 \$710

Features

- Two back size options, fully upholstered with built-in lumbar support
- Swivel-tilt and Knee-tilt mechanism options available
- Adjustable Seat Height, Angle and Tension
- Durable composite arms and base
- Matching side chairs available



CLA2213
Gr. 1 . . \$640



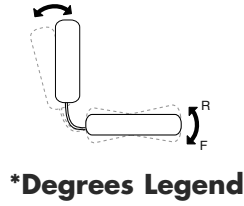
CLA3213
Gr. 1 . . \$710



CLS022
Gr. 1 . . \$630

	Mid Back	High Back
--	----------	-----------

Dimensions (H x W x D)	46 x 26 x 26	49 x 26 x 26
Box Dimensions (H x W x D)	28 x 26 x 24	28 x 26 x 24
Base Diameter	26	26
Chair Weight	44 lbs.	44 lbs.
Seat Height Range	17 - 22	17 - 22
Seat Width	21	21
Seat Depth	20	20
Back Width	21	21
Back Height (Fixed)	24	27
Back Angle*	14°	14°
Seat Angle*	F 0° - R 20°	F 0° - R 20°



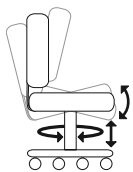
CLA3213
Grade 1 . . . \$710



Fabric Grades		1	2	3
Mid Back				
CLA2213	loop arms, tilt/swivel	\$640	\$690	\$740
CLA2215	loop arms, knee-tilt	\$710	\$760	\$810
High Back				
CLA3213	loop arms, tilt/swivel	\$710	\$760	\$810
CLA3215	loop arms, knee-tilt	\$770	\$820	\$870
Classic™ Side (mid back)+				
CLS022	Classic™ Side	\$630	\$680	\$730

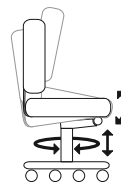
Classic™ and Classic™ Side not available in Cloud 9™
+Special shipping required. Please refer to Freight Charges on Page 97 for delivery options and costs.

Chair Controls



3 — Tilt/Swivel

- (1 control)
- Swivel 360°
 - Pneumatic Seat Height
 - Seat Tension
 - Seat and Back tilt, 1:1



5 — Knee-tilt

- (1 control)
- Swivel 360°
 - Pneumatic Seat Height
 - Seat Tension
 - Seat and Back tilt, 1:1
 - Forward Tilt-stop

NeutralPosture[®] Seating

Dice[™]

	DCE215	DCE211
--	--------	--------



DCE211
Grade 1 \$330

Dimensions (H x W x D)	33 x 21 x 24	33 x 24 x 24
Box Dimensions (H x W x D)	24 x 23 x 35	24 x 23 x 35
Chair Weight	18 lbs.	19 lbs.
Seat Height	17	17
Seat Width	19	19
Seat Depth	20	20
Back Width	20	20
Back Height (Fixed)	17	17
Arm Width	NA	21

Measurements shown in inches with standard mechanism and arms only based on BIFMA CMD-1 criteria.



Features

- Stackable
- Generous Amount of Foam in Back and Seat
- Fully Upholstered Back
- Self-leveling Non-marking Glides
- Seat with Waterfall Front
- Lumbar Support
- Optional Arms



DCE215
Grade 1 \$300

Fabric Grades		1	2	3
Dice[™] Side Chair				
DCE215	no arms	\$300	\$350	\$400
DCE211	arms	\$330	\$380	\$430

Available Options

C6	Optional Casters (Set of 4)	\$20
CBL002	Ganging Device (2 per set)	\$30

Embrace™ Side

Dimensions (H x W x D)	38.5 x 25 x 28
Box Dimensions (H x W x D)	30 x 28 x 47
Chair Weight	49 lbs.
Seat Height	19
Seat Width	21
Seat Depth	20
Back Width	22
Back Height	18
Arm Width	20

Measurements shown in inches with standard mechanism and arms only based on BIFMA CMD-1 criteria.



EMC022
Black Natural . . . \$905

Features

- Generous Amount of Foam in Back and Seat
- Fully Upholstered Back
- Optional "C" Loop Arms
- Sturdy, Cantilever Steel Base



		N-stead™				Leather Black Natural	Ultraleather™ Black	Color	Leather Madras
Fabric Grades		1	2	3	4	5	5	5	6
Embrace™ Side Chair (mid back)+									
EMC020	no arms	\$605	\$655	\$705	\$755	\$805	\$995	\$1,040	\$1,140
EMC022	w/C loop arms	\$705	\$755	\$805	\$855	\$905	\$1,095	\$1,140	\$1,240

Embrace™ Side not available in Cloud 9™ or 7th Heaven™.

Available Options

FP Fabric Pillow Top \$225

+Special shipping required. Please refer to Freight Charges on Page 95 for delivery options and costs.



Natural Leather—semi-aniline contract leather. Available in black only, leather/vinyl combo.

N-stead™—high-quality, durable vinyl/faux leather with matching colors to Madras leather.

Ultraleather™—supple faux leather with an extremely smooth hand natural feel.

Madras Leather—premium, semi-aniline hides with natural grain and a smooth hand, leather/vinyl combo.



EMC020
Black Natural . . . \$805

NeutralPosture[®] Seating

NEW

N·side[™] High & Low



	N·side [™] High	N·side [™] Low
Dimensions (HxWxD)	42.5 x 23 x 24	33 x 23 x 24
Box Dimensions (HxWxD)	47 x 27 x 30	35 x 23 x 24
Chair Weight	27 lbs	20 lbs
Seat Height	28	18
Seat Width	19	19
Seat Depth	19	19
Back Width	17.75	17.75
Back Height (Fixed)	15	15
Arm Width	20.5	20.5

Measurements shown in inches with standard features only.



Features

- Generous amount of foam in back and seat
- Fully Upholstered Back
- Non-marking/self-leveling glides
- Seat with waterfall front
- Optional arms

N·stant
5 DAY QUICK SHIP
See page 100

Cloud 9[™]

Fabric Grades		1	2	3
N·Side[™] High (Fits N·tune [®] System)				
NSID215	no arms	\$630	\$680	\$730
NSID211	arms	\$650	\$700	\$750
N·Side[™] Low				
NSID115	no arms	\$410	\$460	\$510
NSID111	arms	\$430	\$480	\$530

Available Options

C6	Optional Casters (Set of 4)	\$30
CBL002	Ganging Device (2 per set)	\$30

NEW

Balance™ Side

Dimensions (H x W x D)	42 x 21 x 21½
Chair Weight	32lb.
Seat Height	20
Seat Width	19
Seat Depth	17
Back Width	19
Back Height	23



BAS033-U2
Grade 5 Ultraleather . . . \$1,310

Measurements shown in inches with standard features only.



Features

- Plush foam, waterfall seat
- Fully upholstered back or double mesh back option
- Sleek Euro style
- Chrome or black frame finish
- Complements Balance™ Task/Executive seating



Fabric Grades	N-stead™		Leather Black Natural		Ultraleather™		Leather Madras	
	1	2	3	4	5	5	6	
Balance™ Side Chair+								
BAS032 mesh back, urethane armpad, black finish	\$775	\$825	\$875	\$925	\$975	\$1,210	\$1,310	
BAS033 mesh back, urethane armpad, chrome finish	\$875	\$925	\$975	\$1,025	\$1,075	\$1,310	\$1,410	
BAS132 upholstered back, urethane armpad, black finish	\$775	\$825	\$875	\$925	\$975	\$1,210	\$1,310	
BAS133 upholstered back, urethane armpad, chrome finish	\$875	\$925	\$975	\$1,025	\$1,075	\$1,310	\$1,410	

+Special shipping required. Please refer to Freight Charges on Page 97 for delivery options and costs.

Available Options

U2 Mesh Back \$0



N-stead™—high-quality, durable vinyl/faux leather with matching colors to Madras leather.

Natural Leather—semi-aniline contract leather. Available in black only.

Ultraleather™—supple faux leather with an extremely soft hand natural feel.

Madras Leather—premium, semi-aniline hides with natural grain and a smooth hand.

Fill areas not in 100% leather

This page left intentionally blank.

Not all features and options on this summary page are available on all models. Talk to NP for specifics by model.

Neutral Posture® Seating Options

General

A	Thoracic Support	\$80
B	2" Forward Backrest	\$105
CP	Chrome Package (EMB Model)	\$295
CR	Cleanroom to Class 100 (See page 86)	\$70/\$120
D2	Schukra Lumbar	\$100
E	ESD (See page 84)	\$290
F	Fring™ Footrest	\$50
F3	N-position™ Footrest (Silver)	\$395
F4	N-position™ Footrest (Black)	\$395
FP	Fabric Pillow Top (EMB Model)	\$225
J	Upholstered Arm Pad	\$65
N	N-dulgent® Memory Foam	\$125
R1±	18" Black Plastic Footring	\$60
R2±	20" Chrome Footring	\$80
R7<	8" Platform with Glides	\$135
R8<	8" Platform with Locking Casters	\$185
R9±	10" Platform with Glides	\$135
R10±	10" Platform with Locking Casters	\$185
R11±	12" Platform with Glides	\$135
R12±	12" Platform with Locking Casters	\$185
R18<	8" & 10" Platforms with Locking Casters	\$295
S	Seat Slider (2")	\$80
T	Stool Package L4 and R2	\$135
T3	N-step™ with Casters (Silver)	\$495
T4	N-step™ with Casters (Black)	\$495
U	Upholstered Back	\$135
U1^	Black Ballistic Uph Back Outer	\$0

Casters/Glides

C0	Carpet Casters	\$0
C1	Hard Floor Casters	\$25
C2	Glides	\$25
C3	Hard Floor Brake/In	\$185
C4	Hard Floor Brake/Out	\$60
C5	Single Wheel Industrial (Hard Floor)	\$60
C8	Chrome Carpet Casters	\$90
C9	Chrome Hard Floor Casters	\$100

Bases

B0	26" Black Base	\$0
B6	26" Polished Aluminum	\$140
B7	26" Black Aluminum	\$100
B8#	27" Brushed Aluminum	\$140
B9	28" Chrome	\$160
B12	28" Black Base	\$110
B13	26" Chrome w/Black Tips	\$170
B14	28" Intensive-Use Black Aluminum Base	\$150
B20	25" Spider Ring (w/Glides)	\$95

Cylinders

L1	3" Cylinder	\$0
L2	4" Cylinder	\$0
L3	5" Cylinder	\$0
L4	8" Cylinder	\$55
L5	10" Cylinder	\$55
L7	7" Cylinder	\$55

Option **(B8)** is standard with 3" Cylinder **(L1)**.

< These NeXtep® platforms are not available on **(L1)** or **(L2)** cylinders

± These Footrings and NeXtep® platforms available on **(L4)** or **(L5)** cylinder only

^ No charge for Ballistic on outer if chair has fully upholstered back as standard. Otherwise, add "U" upcharge first.

Specialty Arm Options (on NPS models)



X2 - Standard extended height
\$50
• 4" additional height range above the seat (10" - 14" range)



X4 - Friction tracker extended height**
\$470

****Friction Tracker:**

- 4" height adj./5" total width adj.
- Two axes of 360° rotation/pivot: 4" forward, rearward, inward (toward user)
- 4" range slides for extreme forward or rearward positioning
- Pads: 11" x 4.5" (l x w) padded, vinyl upholstered



Personalize Your Chair

Personalize your chair with a custom logo. For more information on how to order a personalized chair, contact Customer Service at 800-iGo-Ergo 800 (446-3746) select option "1" or email CS@NeutralPosture.com

N-dustrial™ Seating

Stratus Urethane



NBU054-L4-B0-R8
Urethane \$560



NBU045-L1-B10
(tools not included)



NBU084-L4-C2

Features

- Choice of 4 Urethane Seat Options
- Choice of 3 Chair Mechanisms
- Cleanroom Options Available
- Optional NeXtep® Platform with Depth Adjustment

	NBU04_	NBU05_	NBU08_	NBU09_
Dimensions (H x W x D)	14 x 22 x 22	15 x 22 x 22	15 x 22 x 22	14 x 22 x 22
Box Dimensions (H x W x D)	11 x 25 x 25	11 x 25 x 25	11 x 25 x 25	11 x 25 x 25
Base Diameter	22	22	22	22
Chair Weight	17 lbs.	28 lbs.	22 lbs.	17 lbs.
Seat Width	14	19	19	13
Seat Depth	14	18	13.5	8.5
Seat Angle (4)*	NA	R5°	R1°	NA
Seat Height Range (4)	14 - 19	15 - 20.5	15 - 20	13 - 18
Seat Angle (5)*	NA	NA	NA	F2°
Seat Height Range (5)	14.5 - 19.5	NA	NA	13.5 - 18.5
Seat Angle (6)*	NA	F1° - F16°	F13° - R1°	F 9° - R 4.5°
Seat Height Range (6)	NA	15.5 - 20.5	14.5 - 19.5	13.5 - 18.5

Measurements shown in inches and degrees with standard mechanism only based on BIFMA CMD-1 criteria.

*Degrees Legend (see diagram below)



Seat Options (physical dimensions) wxd



4 Round Urethane
(14")



5 Flat Urethane
(19" X 18")

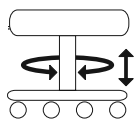


8 Tractor Urethane
(19" X 13.5")



9 Sit/Stand Urethane
(13" X 8.5")

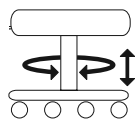
Chair Mechanisms



4 — Basic

(1 paddle)

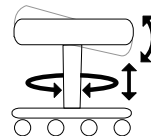
- Swivel 360°
- Pneumatic Seat Height



5 — Ring

(1 ring)

- Swivel 360°
- Pneumatic Seat Height



6 — Tilt

(3 paddles)

- Swivel 360°
- Pneumatic Seat Height
- Seat Angle

N-dustrial™ Seating

Stratus Urethane

back seat mech

N B U 0 5 4 — —

Backs

0 Backless

Seats

4 Round Urethane

5 Flat Urethane

8 Tractor Urethane

9 Sit/Stand Urethane

Option Code(s)

Available options on page 67

Chair Mechanisms

4 Basic (height)

5* Ring (height)

6** Tilt (height and tilt)

*Not available on **5** or **8** seats

** Not available on **4** seat



NBU056-L4-C2
Urethane...\$500



NBU096-L4-C2
Urethane...\$430



NBU084-L4-C2
Urethane...\$430

Stratus Urethane

Urethane

Round Urethane 1.4" diameter

NBU044 5" cylinder, 22" base, hard floor casters, basic mech \$200

Flat Urethane 1.9" X 1.8" (WxD)

NBU054 5" cylinder, 22" base, hard floor casters, basic mech \$320

Tractor Urethane 1.9" X 1.3.5" (WxD)

NBU084 5" cylinder, 22" base, hard floor casters, basic mech \$350

Sit/Stand Urethane 1.3" X 8.5" (WxD)

NBU094 5" cylinder, 22" base, glides, basic mech \$250

Available Options

Chair Mechanisms

Standard **4** Basic (Height)

5* Ring (Height) \$30

6** Tilt (Height and Tilt) \$100

Cylinders

Standard **L3** 5" Cylinder

L1 3" Cylinder \$0

L2 4" Cylinder \$0

L4 8" Cylinder (Standard **B0** – 26" Base) \$55

L5 10" Cylinder (Standard **B0** – 26" Base) \$55

Bases

Standard **B22±** 22" Black Base

B0 26" Black Base \$0

B6 26" Polished Aluminum \$140

B9 28" Polished Aluminum \$160

B10^^ 18" Tool Tray Base \$185

B12 28" Black Base \$110

B20 25" Spider Ring (Glides Standard) \$95

Casters/Glides

Standard **(C1)** Hard Floor Casters on **4, 5, 8** seats

Standard **(C2)** Glides on **9** seat

C1 Hard Floor Casters \$0

C2 Glides \$0

C3 Hard Floor Brake/In \$185

C4 Hard Floor Brake/Out \$60

C5 Single Wheel Industrial (Hard Floor) \$60

General

F Fring™ (Available on **B0** Base only) \$50

R1< 18" Black Plastic Footring \$60

R2< 20" Chrome Footring \$80

R8# NeXtep® 8" with Casters \$185

R10< NeXtep® 10" H-leg with Casters \$185

R18# NeXtep® Combo 8"/10" with Casters \$295

CR Cleanroom to Class 100 (see page 86) \$70

*Not available on **5** or **8** seats

Not available on **4 seat

<Options **(R1)**, **(R2)** and **(R10)** are only available on **(L4)** or **(L5)** Cylinders.

#Options **(R8)** and **(R18)** are not available on **(L1)** or **(L2)** Cylinders.

^^18" Base with **(L1)** and **(L2)** Cylinders only.



NeXtep®
(Available with Glides)
See page 83



C5 - Single Wheel Industrial (Hard Floor)

N-dustrial™ Seating

Graphite



\$620

NCU551-L4-B20



\$560

NCU551-A3

NCU553-L4-R10

Urethane \$800

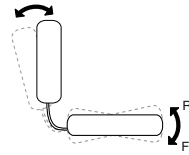
Features

- Choice of 3 Chair Mechanisms
- Cleanroom Options Available
- Optional NeXtep® Platform with Depth Adjustment

	NCU551	NCU552	NCU553
Dimensions (H x W x D)	32 x 26 x 26	32 x 26 x 26	32 x 26 x 26
Box Dimensions (H x W x D)	35 x 25.5 x 17.5	35 x 25.5 x 17.5	35 x 25.5 x 17.5
Base Diameter	26	26	26
Chair Weight	41 lbs.	41 lbs.	41 lbs.
Seat Height Range	14.5 - 19.5	15 - 20	15 - 20
Seat Width	19	19	19
Seat Depth	17.5 - 20	18	18
Back Width	17	17	17
Back Height	16.25	14.5 - 18.5	14.5 - 18.5
Back Angle*	103°	90° - 120°	105° - 136°
Seat Angle*	R5°	NA	F7° - R4°
Arm Width Range	16 - 20	16 - 20	16 - 20

Measurements shown in inches and degrees with standard mechanism and arms only based on BIFMA CMD-1 criteria.

*Degrees Legend (diagram on right)

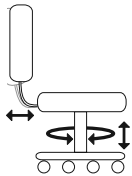


Seat Option (physical dimensions) wxd



5 Flat Urethane
(19" x 18")

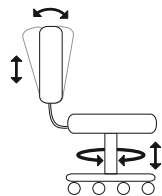
Chair Mechanisms



1 — Basic

(1 control)

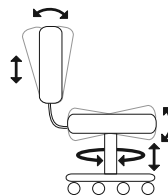
- Swivel 360°
- Pneumatic Height
- Back Depth



2 — Standard

(2 controls)

- Swivel 360°
- Pneumatic Seat Height
- Back Height
- Independent Back Angle



3 — Deluxe-tilt

(2 controls)

- Swivel 360°
- Pneumatic Seat Height
- Back Height
- Seat and Back Angle

N-dustrial™ Seating

Graphite

N C U back seat mech
5 5 1 - —

Backs

5 Flat Urethane
 17" X 12"
 w x h



Seats

5 Flat Urethane
 19" X 18"
 w x d

Option Code(s)

Available options on page 71

Chair Mechanisms

- 1** Basic
(seat height, back depth)
- 2** Standard
(seat height, back height and angle)
- 3** Deluxe Tilt
(seat height and tilt, back height and angle)



A0
4" Adjustable



A2
T Arm
(Fixed Height)



A3
3" Adjustable



A5
Friction Tracker**



A6
4" Height Adj
(Extended Height)



A8
Friction Tracker**
(Extended Height)

****Friction Tracker:**

- 4" height adj./5" total width adj.
- Two axis of 360° rotation/pivot: 4" forward, rearward, inward (toward user)
- 4" range slides for extreme forward or rearward positioning
- Pads: 11" x 4.5" (l x w) padded, vinyl upholstered

Graphite

Urethane

Flat Urethane Back, Flat Urethane Seat

NCU551 5" cylinder, 26" base, hard floor casters, basic mech \$470

Available Options

Arms

A0	4" adjustable	\$140
A2	T arm	\$90
A3	3" adjustable	\$90
A5	Friction Tracker	\$475
A6	4" height adjustable extended height*	\$190
A8	Friction Tracker extended height*	\$525

Chair Mechanisms

Standard 1	Basic (seat height, back depth)	
2	Standard (seat height, back height and angle)	\$60
3	Deluxe Tilt (seat height and tilt, back height and angle)	\$90

Bases

Standard – B0	– 26" Black Base	
B6	26" Polished Aluminum	\$140
B9	28" Polished Aluminum	\$160
B12	28" Black Base	\$110
B20+	25" Spider Ring (Glides Standard)	\$95
B22±	22" Black Base	\$0

Cylinders

Standard L3	5" Cylinder	
L1	3" Cylinder	\$0
L2	4" Cylinder	\$0
L4	8" Cylinder (standard B0 – 26" base)	\$55
L5	10" Cylinder (standard B0 – 26" base)	\$55

Casters/Glides

Standard C1	Hard Floor Casters	
C2	Glides	\$0
C3	Hard Floor Brake/In	\$185
C4	Hard Floor Brake/Out	\$60
C5	Single Wheel Industrial (Hard Floor)	\$60


General

F	Fring™ (available on B0 base only)	\$50
R1±	18" Black Plastic Footring	\$60
R2±	20" Chrome Footring	\$80
R8<	NeXtep® 8" with Casters	\$185
R10±	NeXtep® 10" H-leg with Casters	\$185
R18<	NeXtep® Combo 8"/10" with Casters	\$295
CR	Cleanroom to Class 100 (see page 86)	\$70
E	ESD (available only in large quantity)	\$290

±Options **(R1)**, **(R2)** and **(R10)** are only available on **(L4)** or **(L5)** Cylinders.

#Options **(R8)** and **(R18)** are not available on **(L1)** or **(L2)** Cylinders.

+Special shipping required. Please refer to Freight Charges on Page 97 for delivery options and costs.



*Extended height arms **(A6, A8)** start 4" higher than standard height



NCU551
Urethane...\$470

N-dustrial™ Seating

Stratus Upholstered



Seat Height

360° Swivel

NBF075-C2

Grade 2 \$240



Grade 2
\$730

NBF066-L4-R8



Grade 2
\$440

NBF016

Features

- Choice of 5 Seat Options
- Choice of 3 Chair Mechanisms
- ESD and Cleanroom to Class Options Available
- Optional NeXtep® Platform with Depth Adjustment


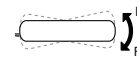
	NBF01_	NBF02_	NBF03_	NBF06_	NBF07_
Dimensions (H x W x D)	15.5 x 22 x 22	15.5 x 22 x 22	15.5 x 22 x 22	17 x 22 x 22	16 x 22 x 22
Box Dimensions (H x W x D)	11 x 25 x 25	11 x 25 x 25	11 x 25 x 25	11 x 25 x 25	11 x 25 x 25
Base Diameter	22	22	22	22	22
Chair Weight	16 lbs.	18 lbs.	18 lbs.	30 lbs.	14 lbs.
Seat Width	19	19.5	22.5	23	16
Seat Depth	17.5	18.5	19.5	20	16
Seat Angle (4)*	R 3°	R 3°	R 3°	NA	NA
Seat Height Range (4)	15.5 - 20.5	15.5 - 20.5	15.5 - 24.5	NA	16 - 21
Seat Angle (5)*	NA	NA	NA	NA	NA
Seat Height Range (5)	NA	NA	NA	NA	16 - 22
Seat Angle (6)*	F 5° - F 17.5°	F 4° - F 17°	4° - F 17°	F 2° - F 14°	NA
Seat Height Range (6)	15.5 - 20.5	16 - 21	15.5 - 20.5	17 - 22	NA

Measurements shown in inches and degrees with standard mechanism and arms only based on BIFMA CMD-1 criteria.

*Degrees Legend (to the right)



Seat Options (physical dimensions) wxd



1 small seat
(19" X 18")



2 medium seat
(20" X 19")



3 large seat
(23" X 20")

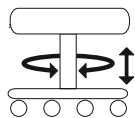


6 contoured seat
(23" X 20")



7 round seat
(16")

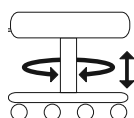
Chair Mechanisms



4 — Basic

(1 control)

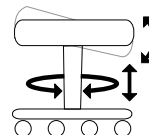
- Swivel 360°
- Pneumatic Seat Height



5 — Ring

(1 ring)

- Swivel 360°
- Pneumatic Seat Height



6 — Tilt

(2 controls)

- Swivel 360°
- Pneumatic Seat Height
- Seat Angle

N-dustrial™ Seating

Stratus Upholstered

N B F 0 2 4 -

back seat mech

Backs

0 Backless

Seats

1 Small

2 Medium

3 Large

6 Contoured
(only available with **6** mech)

7 Round

Option Code(s)

Available options on page 75

Chair Mechanisms

4 Basic (height)

5 Ring (height, **7** seat only)

6* Tilt (height and tilt)

* Not available on **7** seat



NBF036-B0-C2-F
Grade 2...\$540



NBF066-C2
Grade 2...\$490



NBF024-C2
Grade 2...\$360

Stratus Upholstered

Grade 2*

Small Seat 19" X 18" (WxD)

NBF014 5" cylinder, 22" base, hard floor casters, basic mech \$340

Medium Seat 20" X 19" (WxD)

NBF024 5" cylinder, 22" base, hard floor casters, basic mech \$360

Large Seat 23" X 20" (WxD)

NBF034 5" cylinder, 22" base, hard floor casters, basic mech \$390

Contoured Seat 23" X 20" (WxD)

NBF066 5" cylinder, 22" base, hard floor casters, tilt mech \$490

Round Seat 16" diameter

NBF074 5" cylinder, 22" base, hard floor casters, basic mech \$210

*See page 98-99 for N-dustrial Grade 2 fabric options and Quickship (N-stant) selections.

Top Seller



NBF024-L4-R8
Grade 2...\$600

Available Options

Chair Mechanisms

Standard **4** Basic (height)

5 Ring (height, available on **7** seat only) \$30

6 Tilt (height and tilt, not available on **7** seat) \$100

Cylinders

Standard **L3** 5" Cylinder

L1 3" Cylinder \$0

L2 4" Cylinder \$0

L4 8" Cylinder (standard **B0** - 26" base) \$55

L5 10" Cylinder (standard **B0** - 26" base) \$55

Bases

Standard **B22*** 22" Black Base

B0 26" Black Base \$0

B6 26" Polished Aluminum \$140

B9 28" Polished Aluminum \$160

B10^^ 18" Tool Tray Base \$185

B12 28" Black Base \$110

B20 25" Spider Ring (Glides Standard) \$95

Casters/Glides

Standard **C1** Hard Floor Casters

C2 Glides \$0

C3 Hard Floor Brake/In \$185

C4 Hard Floor Brake/Out \$60

C5 Single Wheel Industrial (Hard Floor) \$60

General

F Fring™ (available on **B0** base only) \$50

R1** 18" Black Plastic Footring \$60

R2** 20" Chrome Footring \$80

R8± NeXtep® 8" with Casters \$185

R10** NeXtep® 10" H-leg with Casters \$185

R18± NeXtep® Combo 8"/10" with Casters \$295

CR Cleanroom to Class 100 (see page 86) \$120

E ESD (see page 84) \$290

Options (R1**), (**R2**) and (**R10**) are only available on (**L4**) or (**L5**) Cylinders.

±Options (**R8**) and (**R18**) are not available on (**L1**) or (**L2**) Cylinders.

^^18" Base with (**L1**) and (**L2**) Cylinders only.



NeXtep®
(Available with Glides)
See page 85



C5 - Single Wheel Industrial (Hard Floor)

N-dustrial™ Seating

Adapta™



Grade 2
\$540

NCF111



Grade 2
\$770

NCF331-A3

NCF222-L4-R18

Grade 2 \$1,040

Features


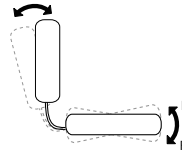
- Choice of 3 Back Options
- Choice of 3 Seat Options
- Choice of 3 Chair Mechanisms
- ESD and Cleanroom Options Available
- Optional NeXtep® Platform with Depth Adjustment

	NCF11_	NCF22_	NCF33_
Dimensions (H x W x D)	32 x 26 x 26	33 x 26 x 26	38x 26 x 26
Box Dimensions (H x W x D)	35 x 25.5 x 17.5	35 x 25.5 x 17.5	35 x 25.5 x 17.5
Base Diameter	26	26	26
Chair Weight	26 lbs.	30 lbs.	30 lbs.
Seat Width	19	20	23
Seat Depth	18	19	20
Seat Angle (1)	R3°	R3°	R3°
Seat Height Range (1)	15.5 - 20.5	16 - 21	15.5 - 20.5
Seat Angle (2)	R5°	R5°	R5°
Seat Height Range (2)	15.5 - 20.5	15.5 - 20.5	15.5 - 20.5
Back Height (2) (3)	15	16 - 20	20 - 24
Back Angle (2)	90° - 120°	90° - 120°	90° - 130°
Seat Angle (3)	F4° - R7°	F4° - R6°	F4° - R6°
Seat Height Range (3)	16- 21	16 - 21	16 - 21
Back Angle (3)	101° - 130°	110° - 136°	105° - 132°
Arm Width Range	17 - 21	17 - 21	19 - 23

Measurements shown in inches and degrees with standard mechanism and arms only based on BIFMA CMD-1 criteria.

*Degrees Legend (to the right)

Seat Options (physical dimensions) wxd



1 small seat
(19" x 18")

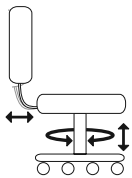


2 medium seat
(20" x 19")



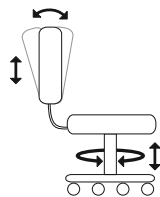
3 large seat
(23" x 20")

Chair Mechanisms



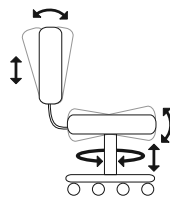
1 — Basic
(1 control)

- Swivel 360°
- Pneumatic Height
- Back Depth



2 — Standard
(2 controls)

- Swivel 360°
- Pneumatic Seat Height
- Back Height
- Independent Back Angle



3 — Deluxe-tilt
(2 controls)

- Swivel 360°
- Pneumatic Seat Height
- Back Height
- Seat Angle
- Back Angle

N-dustrial™ Seating

Adapta™

Backs



Low Back - rubber trim, fully upholstered



Mid Back - plastic outer



High Back - plastic outer

N C F back seat mech
1 2 1 - _

Backs (w x h)

- 1** Low Back (16" x 14")
- 2** Mid Back (18" x 15")
- 3** High Back (18.5" x 20")

Seats (w x d)

- 1** Small (19" x 18")
- 2** Medium (20" x 19")
- 3** Large (23" x 20")

Option Code(s)

Available options on page 79

Chair Mechanisms

- 1** Basic (seat height, back depth)
- 2** Standard (seat height, back height and angle)
- 3** Deluxe Tilt (seat height and tilt, back height and angle)



A0

4" Adjustable



A2

T Arm
(Fixed Height)



A3

3" Adjustable



A5

Friction Tracker**



A6

4" Height Adj
(Extended Height)



A8

Friction Tracker**
(Extended Height)

**Friction Tracker:

- 4" height adj./5" total width adj.
- Two axes of 360° rotation/pivot: 4" forward, rearward, inward (toward user)
- 4" range slides for extreme forward or rearward positioning
- Pads: 11" x 4.5" (l x w) padded, vinyl upholstered



Adapta™ **Gr 1** **Gr 2*** **Gr 3**

Low Back 16" X 14" (WxH)				
NCF111	small seat 19" X 18" (WxD), 5" cylinder, 26" base, hard floor casters, basic mech	\$490	\$540	\$590
NCF121	medium seat 20" X 19" (WxD), 5" cylinder, 26" base, hard floor casters, basic mec	\$500	\$550	\$600
Mid Back 18" X 15" (WxH)				
NCF211	small seat 19" X 18" (WxD), 5" cylinder, 26" base, hard floor casters, basic mech	\$570	\$620	\$670
NCF221	medium seat 20" X 19" (WxD), 5" cylinder, 26" base, hard floor casters, basic mech	\$580	\$630	\$680
NCF231	large seat 23" X 20" (WxD), 5" cylinder, 26" base, hard floor casters, basic mech	\$590	\$640	\$690
High Back 18.5" X 20" (WxH)				
NCF321	medium seat 20" X 19" (WxD), 5" cylinder, 26" base, hard floor casters, basic mech	\$600	\$650	\$700
NCF331	large seat 23" X 20" (WxD), 5" cylinder, 26" base, hard floor casters, basic mech	\$610	\$660	\$710



NCF221
Grade 2...\$630

*See page 100-101 for N-dustrial™ Grade 2 fabric options and Quickship (N-stant) selections.

Available Options

Chair Mechanisms

- Standard **1** Basic (seat height, back depth)
- 2** Standard (seat height, back height and angle) \$60
- 3** Deluxe Tilt (seat height and tilt, back height and angle) \$90

Arms

- A0** 4" adjustable \$140
- A2** T arm \$90
- A3** 3" adjustable \$90
- A5** Friction Tracker \$475
- A6*** 4" height adjustable Extended Height \$190
- A8*** Friction Tracker Extended Height \$525

Cylinders

- Standard **L3** 5" Cylinder
- L1** 3" Cylinder \$0
- L2** 4" Cylinder \$0
- L4** 8" Cylinder (standard **B0** – 26" base) \$55
- L5** 10" Cylinder (standard **B0** – 26" base) \$55

Casters/Glides

- Standard **C1** Hard Floor Casters
- C2** Glides \$0
- C3** Hard Floor Brake/In \$185
- C4** Hard Floor Brake/Out \$60
- C5** Single Wheel Industrial (Hard Floor) \$60


Bases

- Standard **B0** 26" Black Base
- B6** 26" Polished Aluminum \$140
- B9** 28" Polished Aluminum \$160
- B12** 28" Black Base \$110
- B20+** 25" Spider Ring (Glides Standard) \$95
- B22**** 22" Black Base (**L1** and **L3** cylinder only) \$0

General

- F** Fring™ (available on **B0** base only) \$50
- R1±** 18" Black Plastic Footring \$60
- R2±** 20" Chrome Footring \$80
- R8<** NeXtep® 8" with Casters \$185
- R10±** NeXtep® 10" Hleg with Casters \$185
- R18<** NeXtep® Combo 8"/10" with Casters \$295
- CR** Cleanroom to Class 100 (see page 86) \$120
- E** ESD (see page 84) \$290

±Options (**R1**), (**R2**) and (**R10**) are only available on (**L4**) or (**L5**) Cylinders.
 <Options (**R8**) and (**R18**) are not available on (**L1**) or (**L2**) Cylinders.
 *Special shipping required. Please refer to Freight Charges on Page 97 for delivery options and costs.



*Extended height arms (**A6**, **A8**) start 4" higher than standard height

N-dustrial™ Seating

N-dustrial™ Seating

Geo



Back Height

Back Depth

Seat Height

NCUGG1

Urethane \$360



NCUGG1-R1-L4

Urethane...\$475



NCUGG1-F

Urethane...\$410

Features

- Cleanroom to Class 100
- 3 Function Mechanism
- Textured Surface
- Optional NeXtep® Platform with Depth Adjustment

NCUGG1

Seat Height	15 x 20
Seat Width	18
Seat Depth Range	15 - 17
Seat Angle	8° Rear
Seat Length	17
Back Width	16
Back Height	12
Back Height Range	15 - 19
Back Angle Range	N/A
Base	26
Weight	22 lbs.

Geo Urethane Back , Geo Urethane Seat

NCUGG1 5" cylinder, 26" base, hard floor casters, basic mech \$360

Available Options

Chair Mechanism

Standard **1** Basic (seat height, back height and depth)

Arms

Arms not available on Geo models.

Cylinders

Standard **L3** 5" Cylinder

L1	3" Cylinder	\$0
L2	4" Cylinder	\$0
L4	8" Cylinder (standard B0 26" base)	\$55
L5	10" Cylinder (standard B0 26" base)	\$55

Bases

Standard **B0** 26" Black Base

B6	26" Polished Aluminum	\$140
B9	28" Polished Aluminum	\$160
B12	28" Black Base	\$110
B20+	25" Spider Ring (Glides Standard)	\$95
B22*	22" Black Base	\$0

Casters/Glides

Standard **C1** Hard Floor Casters

C2	Glides	\$0
C3	Hard Floor Brake/In	\$185
C4	Hard Floor Brake/Out	\$60
C5	Single Wheel Industrial (Hard Floor)	\$60

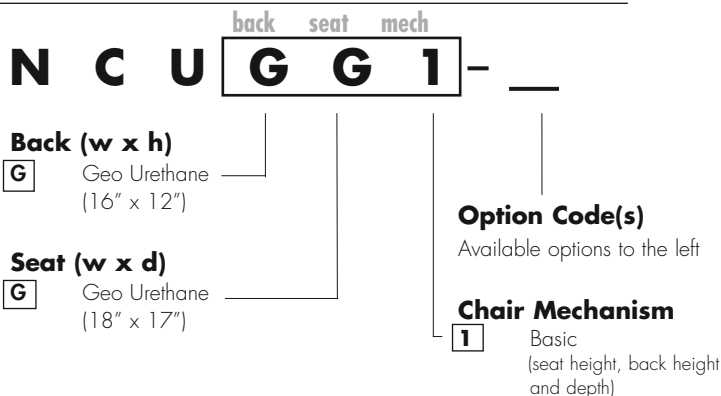
General

F	Fring™ (available on B0 base only)	\$50
R1**	18" Black Plastic Footring	\$60
R2**	20" Chrome Footring	\$80
R8±	NeXtep® 8" with Casters	\$185
R10**	NeXtep® 10" H-leg with Casters	\$185
R18±	NeXtep® Combo 8"/10" with Casters	\$295
CR	Cleanroom Class 100 (see page 86)	\$70

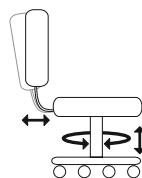
Options **(R1), **(R2)** and **(R10)** are only available on **(L4)** or **(L5)** Cylinders.

±Options **(R8)** and **(R18)** are not available on **(L1)** or **(L2)** Cylinders.

+Special shipping required. Please refer to Freight Charges on Page 97 for delivery options and costs.



Chair Mechanisms



1 — Basic

(1 control)

- Swivel 360°
- Pneumatic Seat Height
- Back Height
- Back Depth



NCUGG1-B20
\$455

NeutralPosture[®] Seating

AbChair[®]



ABC2133-C2-L4-R2

Grade 1 \$1,215



Dental



Machine



Drafting



Laboratory

Features

- Ideal for Forward-leaning Tasks
- Adjustable Seat Height, Depth, Angle and Tension
- 4 Different AbRest™ Pillow Orientations (Vary Depth and Height).
- AbRest™ Swivel/Pivot
- Manufacturing, Bench Work, Electrical/Mechanical, Security, Dental, Medical
- US Patent # 6,877,812 B2 – AbStool® "Support for a Seating Device"
- US Patent # 7,104,606 – "Support for a Seating Device" AbStool® Dual Use, 4 Position, Rotating Support Cushion

Upholstered AbRest™	ABC2133	ABC2333	ABC2533	ABC2633	ABC2733
Dimensions (HxWxD)	42 x 28 x 28	42 x 28 x 28	42 x 28 x 28	42 x 28 x 28	42 x 28 x 28
Box Dimensions	35 x 25.5 x 17.5	35 x 25.5 x 17.5	35 x 25.5 x 17.5	35 x 25.5 x 17.5	35 x 25.5 x 17.5
Chair Weight	45	44	49	46	46
Seat Height Range	21 to 26	20.5 to 25.5	19.5 to 24.5	22 to 27	22 to 27
Seat Width	20	23	19	23	24
Seat Depth Range	11.5 to 16.5	12 to 17	11.5 to 16.5	11.5 to 16	11.5 to 16
Seat Angle	R0° - F15°	R0° - F15°	R0° - F15°	R0° - F15°	R0° - F15°



Measurements shown in inches and degrees with standard mechanism and arms only based on BIFMA CMD-1 criteria.

back seat arm mech
A B C 1 1 3 3 —

Backs

- 1 Urethane
- 2 Upholstered Foam

Seats

- 1 Small
- 3 Medium
- 5 Urethane seat
- 6 Medium, moderate contour
- 7 Medium, deep contour

Option Code(s)

Available options below

Chair Control

- 3 w/seat slider

Arms

- 3 Black arm

Vinyl/Staccato

Fabric Grades	1	2
AbChair® (Urethane AbRest™)		
ABC1133 small seat, black finish arm	\$1,080	\$1,130
ABC1333 medium seat, black finish arm	\$1,090	\$1,140
ABC1533 urethane seat, black finish arm	\$1,120	\$1,170
ABC1633 medium, moderate contour seat, black finish arm	\$1,200	\$1,250
ABC1733 medium, deep contour seat, black finish arm	\$1,250	\$1,300
AbChair® (Upholstered AbRest™)		
ABC2133 small seat, black finish arm	\$1,080	\$1,130
ABC2333 medium seat, black finish arm	\$1,090	\$1,140
ABC2533 urethane seat, black finish arm	\$1,120	\$1,170
ABC2633 medium, moderate contour seat, black finish arm	\$1,200	\$1,250
ABC2733 medium, deep contour seat, black finish arm	\$1,250	\$1,300

Available Options

General

- E** – ESD (See page 84) \$290
- CR**« – Cleanroom to Class 100 (See page 86) \$120
- R1**± – 18" Black Nylon Footring \$60
- R2**± – 20" Chrome Footring \$80
- R7**± – NeXtep® 8" with Glides \$135
- R8**± – NeXtep® 8" with Casters \$185
- R9**± – NeXtep® 10" Hleg with Glides \$135
- R10**± – NeXtep® 10" Hleg with Casters \$185
- R11**± – NeXtep® 12" Hleg with Glides \$135
- R12**± – NeXtep® 12" Hleg with Casters \$185
- R17**± – NeXtep® Combo 8"/10" with Glides \$235
- R18**± – NeXtep® Combo 8"/10" with Casters \$295

Bases (Standard 26" Black Base)

- B9** – 28" Chrome \$160
- B22** – 22" Black (3", 4" or 5" Cylinder Only) \$0

Cylinders (Standard L3 – 5" Cylinder)

- L4** – 8" Cylinder \$55

Casters/Glides (Standard C1 Hard Floor Casters)

- C2** – Glides \$0
- C3** – Hard Floor Brake/In \$185
- C4** – Hard Floor Brake/Out \$60

± Footrings and NeXtep® platforms available on (L4) cylinder only.
 « Class/100 AbChair® with urethane AbRest™ only [Example: ABC1133].

ESD Electrostatic Discharge - Option (E)*

Standard Package includes

- ESD Fabric or vinyl upgrade to Grade 2
- Upgrade to ESD cylinder
- Upgrade to ESD base
- Upgrade to ESD casters or glides



NBF014-E

NCF211-E

NCF232-A2-E
(arms optional)

Additional Models

- NBF Series Page 72
 - NCF Series Page 76
 - AbChair® Series Page 80
 - NPS Series Page 12, 16, 20 (excluding headrest models, **H1**, **H2** and **H3** options)
 - Rio™ Series Page 46
- Fabric part of seats and backrest dissipate static charge in conjunction with ESD floor or mat.
 - \$290 upcharge is added to a configured chair Grade 1
 - Since there are different needs for ESD and this is a standard package, see page 83 for additional ESD options.

* ESD package includes ESD base, ESD cylinder and ESD casters or glides to ensure metal-to-metal conductivity. **(E)** \$290 upcharge.

ESD Options

- Stools: All models can be configured with tall cylinder
- Many other models available, please call for pricing
- Cleanroom/ESD combinations: call for pricing and availability

Exclusions:

- Bases: All bases excluded except polished aluminum (**B6** & **B9**)
- Footrests: Plastic Footring (**R1**), NeXtep® (**R3**, **R4** & **R5**) and Fring™ (**F**) are not conductive

Neutral Posture ESD models are tested to meet the requirements of today's ESD environment with conductive components and fabrics (1% carbon fiber with surface resistivity no greater than 1.3×10^6 ohms / sq. cm when test in accordance with ANSI/ESD STM12.1-2006). ESD chairs are an integral part of an effective ESD system that includes a conductive floor or mat to complete conductive path.

ESD Evaluation Form

(Please fax or email completed form to your Customer Development Manager)

Client _____ P.O. Number _____
NP Order Number _____ Date _____
Contact Person _____ Phone _____

- A.) 1.) Does every component of this chair need to be ESD? Y N
2.) Must back shell be ESD along with front of backrest? Y N
3.) Arms?
a.) T-arms (fixed ht.) with ESD pads = 100% ESD Y N
b.) T-arms (fixed ht.) without ESD pads? Y N
c.) Height adj. arms with ESD pads?
- 4" ht./ adj. arms with upholstered pads in ESD fabric Y N
4.) Footring? If included, must footring be 100% ESD? Y N
- B.) Add drag chain to standard ESD package (ESD casters or glides) as an additional path for grounding? Y N
- C.) Chairs ship knockdown standard. Do you need them shipped fully assembled? Y N
- D.) List any additional info or client requests for this ESD order: _____

Notes:

- Standard ESD Package (\$290 list) includes ESD Grade 2 conductive fabric, ESD cylinder, ESD base and ESD casters or glides
- Only T-Arms and standard 4" ht. adj arms (with conductive pads) are offered as ESD
- NeXtep® is not currently offered as ESD. Footring may be specified for conductivity
- Only ESD cloth and Stat-Con vinyl are available on ESD chairs
- Fully Assembled shipping is available for an extra charge

NP C.D.M. Rep Signature

CS - Submit form to OE upon completion
OE - Attach with order in Macola

Cleanroom Cleanroom to Class 100* (ISO 5) - Option (CR)



NBU084-L4-CR-C2



NCUGG1-CR



NCF211-CR



NCF223-A2-CR
(arms optional)

Additional Models

- NPS5500-D1 Page 20
- NPS5600-D1 Page 20
- NBU Series Page 64
- NBF Series Page 70
- NCU Series Page 68, 80
- NCF Series Page 76
- AbChair® Series Page 82

* Cleanroom package (Class 100/ISO 5) includes urethane pieces or Grade 2 vinyl upholstered seat and back with HEPA filtration. **(CR)** \$120 upcharge on upholstered models.

* Urethane models are at \$70 upcharge for Class 100. Upcharge is added to Grade 1 pricing.

Cleanroom Options

- Stools: All models can be configured with tall cylinder and a variety of footrests
- Glides **(C2)** standard (casters optional)
- **ESD & CR** combinations: Call for pricing and availability
- Class 10 (ISO 4): Call for pricing and availability
- Arms: Recommend T arms **(A2)**
- NeXtep® or Footring



NeXtep®
see page 87

Exclusions:

- Seats: NBF **7** seat (round upholstered) not available in **CR** (optional 14" round available, call for more information)
- Bases: Spider bases not recommended in **CR**

Independent testing according to Federal STD 209E (correlates to ISO-14644C Class 5) confirms Neutral Posture Cleanroom seating meets or exceeds Class 100 requirements. Neutral Posture Cleanroom models are designed to prevent particulates in Cleanroom environments. In addition to top-quality vinyl upholstery, HEPA filtration system in seat and backrest prevent particulate release.

Safer - Stronger - More Ergonomic and Durable than Traditional Footrings

NeXtep®



Option Codes		List Price with Chair	List Price NeXtep® Only
R7*	NeXtep® 8" with glides	\$135	\$185
R8*	NeXtep® 8" with casters	\$185	\$235
R9**	NeXtep® 10" H-leg with glides	\$135	\$185
R10**	NeXtep® 10" H-leg with casters	\$185	\$235
R11**	NeXtep® 12" H-leg with glides	\$135	\$185
R12**	NeXtep® 12" H-leg with casters	\$185	\$235
R17*	NeXtep® Combo with 8"/10" glides	\$235	\$285
R18*	NeXtep® Combo with 8"/10" casters	\$295	\$345
R21**	NeXtep® Combo with 10"/12" glides	\$235	\$285
R22**	NeXtep® Combo with 10"/12" casters	\$295	\$345

* **(R7), (R8), (R17)** and **(R18)** not available on 3" or 4" cylinders.
 ** **(R9), (R10), (R11), (R12), (R21)** and **(R22)** available on 8" or 10" cylinder only.



Features

- Adjustable Depth (13", 15", 17") from Cylinder
 - Varies with unit
 - Combo unit not depth adj.
- Compatible with Most Competitors Stools as retrofit

Note: For compatibility info., call Customer Service at 800-446-3746
- Wide Platform for Comfortable and Ergonomic Positioning of the Feet and Leg Support
- Strong, Stable Step for Entering and Exiting the Stool
- Supports up to 400 lbs.
- Can use Multiple Units on One Stool for Multiple Heights
- US Patent # 7,036,886



**StandUp®
(SUP04)**

Retrofits most existing keyboard trays and mechanisms

List: \$420



The Benefits of Sit/Stand Adjustability.

Research indicates a sit/stand workstation provides significant benefits to employees and employers.

- **Work-related injury/illness can decrease 28%, lost time can decrease 82% and productivity can increase 17% with a sit/stand workstation.**
- When working at a sit/stand workstation, an employee will change posture approximately 3 or 4 times per day.
- Standing increases respiration and reaction alertness and allows the employee greater mobility.
- A sit/stand environment promotes beneficial postural changes and can improve comfort ratings by 26%.
- Additional 2" - 11" height adjustment (infinite range positioning)
- US Patent # 7,048,236 – "Vertical Adjustment Apparatus for a Keyboard"
StandUp®

Easy Combo \$50 off **StandUp®** List price when ordered with an Easy Combo.

Combo	Total	Combo Discount	Total
A11+SUP04	\$785	-\$50	\$735

Same thin profile and light weight as current, industry standard phenolic trays, but without the environmental consequences.



86

List: \$295

Dimensions

- Weight: Approximately 4 lbs
- Tray: 21½" wide X 11½" deep X ¼" thick
- Mouse Surface: 7½" diameter X ¼" thick

Features

- Made Strong from 100% Recycled Aluminum
- Polished Finish Standard
- 100% Recyclable Aluminum
- Soybean Based Palmrest Foam; Cover Made with Eco Friendly Material
- Built-in, Subtle Rounded Edging to Prevent Keyboard Slippage
- Built-in Thumb Indentations for Ease of Tilt and Height Adjustment
- Durability of Aluminum Reduces Replacement and Repair Expense
- Fits most Keyboard Arm Mechanisms
- Supports Straights, Corners and Natural Keyboards (remove palmrest)
- US Patent #D588145



87

List: \$295

Adjustable Mouse Tray
 (Right or Left)

Laptop Prop

Laptop provides monitor while having the use of an external keyboard and mouse.



NEW! Cooling fan under your laptop
(USB version only)



Basic *List: \$190*

(160158)

USB 2.0 Hub (4 Ports) *List: \$275*

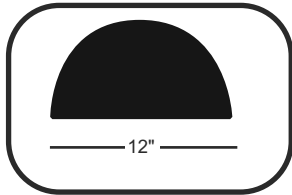
(160159)

- Positions monitor 6.5" - 11" higher than flat on work surface
- Encourages proper upper body posture when combined with external keyboard
- Retainer and non-slip neoprene hold laptop in place
- Fits all sizes of laptop
- Simplifies wire management and quick docking (model 160159):
 - Four USB ports
 - USB interconnect port
 - USB power port

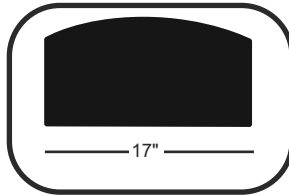
Product is subject to manufacturer's warranty.

Corner Maker

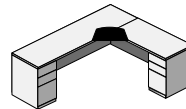
Convert 90° corners into useful, productive areas.



12"



17"



CM 12 • 12" diagonal *List: \$120*

CM 17 • 17" diagonal *List: \$120*

- Easily attach keyboard arm/tray combination
- Work surfaces up to 1 1/2" thick
- For work surfaces 1 1/2" to 2 1/2" thick add a "W" example (CMW17)

CPU Holder

Increasing available workspace above and below the work surface.



- Selflocking design
- Height adjustable 14" - 24"
- Width adjustable 3" - 9"

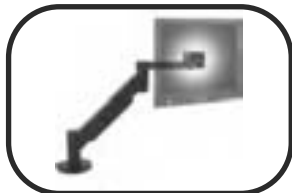
VCPU (Vertical Only)

- 17" slide track *List: \$295*

VCPU-F (Fixed Mount)

- No track *List: \$165*

Flat Panel Monitor Arms



KCG-110B *List: \$455*

(Black)

- Includes FLEXmount™ with 6 mounting options
- 24" of horizontal range
- 16" of vertical range (wall mount)
- 9" of vertical range (desk mount)
- Collapses to just 3" of space
- Rotates 360° at three points

Product is subject to manufacturer's warranty.

Popular Easy Specs



Easy U22
\$495

Mechanism

- Graphic display of height and angle – great for multi-user situations and operators that change position frequently
- Angle adjustment is gear driven, turn the knob and the board changes angles from 0°/-15°
- Low profile 23" teflon
- Leverless spring assisted height movement that includes 7" below and 3.5" above the workstation of vertical travel
- Standard with 360° rear swivel

Keyboard Tray

- Ergonomically shaped, stable, low-profile tray
- Anti-skid grips and cable management included
- Snap-in gelthane wrist rest
- Ergonomic pull handle allows for neutral ergonomic reach adjustment
- Mouse trays slide in and out and have 3 forward indexing positions
- Mouse surfaces are a generous 9" x 10"
- Constructed from durable ABS plastic
- Dimensions range from: 23" to 41" wide and 12.25" to 15.25" deep
- Fits most wave style keyboards including Microsoft Natural™



Easy C43
\$460

Mechanism (Stand-to-Sit)

- Leverless spring assisted height movement that includes **6" below and 8" above the** workstation of vertical travel
- Soft rubber knob for tilt adjustment
- Standard with low friction nylon glides on 21" slide
- Standard with 360° rear swivel
- Standard tilt range of 0° to -15°

Keyboard Tray

- Patented SofTouch™ tray constructed with smooth lightweight urethane and built-in palmrest
- Design offers rounded edging for maximum ergonomics and blood flow
- Anti-skid grips included and cable management is designed into the tray
- Ergonomic pull handle allows for neutral ergonomic reach adjustment
- Same height mousing ensures consistent ergonomic positioning
- Dimensions: 12.25" D x 26" W



Easy A33
\$470

Mechanism

- Leverless spring assisted height movement that includes 6" below and 2.5" above the workstation of vertical travel
- Soft rubber knob for tilt adjustment
- Standard with low friction nylon glides on 23" slide
- Standard with 360° rear swivel
- Standard tilt range of 0° to -15°

Keyboard Tray

- SofTouch™ tray constructed with smooth lightweight urethane with dual positioning mouse tray and built-in palmrest
- Universal swivel mouse tray can be moved left to right as well as positioned for forward mousing
- Design offers rounded edging for maximum ergonomics and blood flow
- Anti-skid grips included and cable management is designed into the tray
- Ergonomic pull handle allows for neutral ergonomic reach adjustment
- Same height mousing ensures consistent ergonomic positioning
- Dimensions: 11.5" D x 20" W with 8" diameter mouse tray



Easy A11
\$365

Mechanism

- Leverless spring assisted height movement that includes 6" below and 2.5" above the workstation of vertical travel
- Soft rubber knob for tilt adjustment
- Standard with low friction nylon glides on 23" slide
- Standard with 360° rear swivel
- Standard tilt range of 0° to -15°

Keyboard Tray

- Thinline construction for extra durability and low profile
- Swivel under mouse tray allows for tight work surface configurations where mouse needs to be stored under the keyboard to allow the board to retract
- Foam or gel wrist rest options
- Anti-skid grips and cable management included
- Dimensions: 11.25" D x 20" W with 8.5" diameter mouse tray
- Easy removal of the straight wrist pad allows use of most wave style keyboards including Microsoft Natural™

All keyboard mechanisms and trays meet or exceed ANSI/BIFMA standards.

Easy Combo

\$50 off StandUp® price when ordered with an Easy Combo (see page 88)


































Keyboard Trays




























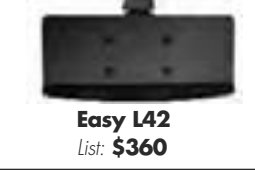




Easy Specs

Select a Keyboard Tray and Keyboard Arm to find your Easy Combo.

Keyboard Arms

	 <p>—20"—</p> <p>10 Straights, corners and Natural Keyboards List: \$110</p>	 <p>—20"— —8.5"—</p> <p>11 Swivel Under Straights, corners and Natural Keyboards List: \$155</p>	 <p>—20"— —10"—</p> <p>13 Swivel Over Straights, corners and Natural Keyboards List: \$155</p>
 <p>Leverless A List: \$210</p>	 <p>Easy A10 List: \$310</p>	 <p>Easy A11 List: \$365</p> <p>Top Seller</p>	 <p>Easy A13 List: \$365</p>
 <p>Sit/Stand C List: \$230</p>	 <p>Easy C10 List: \$340</p>	 <p>Easy C11 List: \$385</p>	 <p>Easy C13 List: \$385</p>
 <p>Econo E List: \$160</p>	 <p>Easy E10 List: \$270</p>	 <p>Easy E11 List: \$315</p>	 <p>Easy E13 List: \$315</p>
 <p>Lever-lock H List: \$240</p>	 <p>Easy H10 List: \$350</p>	 <p>Easy H11 List: \$395</p>	 <p>Easy H13 List: \$395</p>
 <p>Dual Swivel J List: \$230</p>	 <p>Easy J10 List: \$340</p>	 <p>Easy J11 List: \$385</p>	 <p>Easy J13 List: \$385</p>
 <p>Lever-tilt L List: \$210</p>	 <p>Easy L10 List: \$320</p>	 <p>Easy L11 List: \$365</p>	 <p>Easy L13 List: \$365</p>
 <p>Dual Indicator U List: \$245</p>	 <p>Easy U10 List: \$355</p>	 <p>Easy U11 List: \$400</p>	 <p>Easy U13 List: \$400</p>

Keyboard Trays

 <p>14 Swivel/Tilt Over Straights, corners and Natural Keyboards List: \$185</p>	 <p>22 Dual slide, mouse forward left or right List: \$250</p>	 <p>33 Universal Swivel (SoftTouch™ Swivel) Includes universal swivel mouse surface List: \$260</p>	 <p>42 Includes mouse surface List: \$150</p>
 <p>Easy A14 List: \$395</p>	 <p>Easy A22 List: \$460</p>	 <p>Easy A33 List: \$470</p>	 <p>Easy A42 List: \$360</p>
 <p>Easy C14 List: \$415</p>	 <p>Easy C22 List: \$480</p>	 <p>Easy C33 List: \$490</p>	 <p>Easy C42 List: \$380</p>
 <p>Easy E14 List: \$345</p>	 <p>Easy E22 List: \$410</p>	 <p>Easy E33 List: \$420</p>	 <p>Easy E42 List: \$310</p>
 <p>Easy H14 List: \$425</p>	 <p>Easy H22 List: \$490</p>	 <p>Easy H33 List: \$500</p>	 <p>Easy H42 List: \$390</p>
 <p>Easy J14 List: \$415</p>	 <p>Easy J22 List: \$480</p>	 <p>Easy J33 List: \$490</p>	 <p>Easy J42 List: \$380</p>
 <p>Easy L14 List: \$395</p>	 <p>Easy L22 List: \$460</p>	 <p>Easy L33 List: \$470</p>	 <p>Easy L42 List: \$360</p>
 <p>Easy U14 List: \$430</p>	 <p>Easy U22 List: \$495</p>	 <p>Easy U33 List: \$505</p>	 <p>Easy U42 List: \$395</p>

Top Seller

Top Seller

Keyboard Trays

Easy Specs

Select a Keyboard Tray and Keyboard Arm to find your Easy Combo.

Keyboard Arms

	 <p>—26"—</p> <p>43 <i>(SoftTouch™ Straight)</i> Includes mouse surface List: \$230</p>	 <p>—20"— —7"—</p> <p>52 Reversible List: \$180</p>	 <p>—27"—</p> <p>72 Diagonal corners List: \$160</p>
 <p>Leverless A List: \$210</p>	 <p>Easy A43 List: \$440</p> <p>Top Seller</p>	 <p>Easy A52 List: \$390</p>	 <p>Easy A72 List: \$370</p>
 <p>Sit/Stand C List: \$230</p>	 <p>Easy C43 List: \$460</p> <p>Top Seller</p>	 <p>Easy C52 List: \$410</p>	 <p>Easy C72 List: \$390</p>
 <p>Econo E List: \$160</p>	 <p>Easy E43 List: \$390</p>	 <p>Easy E52 List: \$340</p>	 <p>Easy E72 List: \$320</p>
 <p>Lever-lock H List: \$240</p>	 <p>Easy H43 List: \$470</p>	 <p>Easy H52 List: \$420</p>	 <p>Easy H72 List: \$400</p>
 <p>Dual Swivel J List: \$230</p>	 <p>Easy J43 List: \$460</p>	 <p>Easy J52 List: \$410</p>	 <p>Easy J72 List: \$390</p>
 <p>Lever-tilt L List: \$210</p>	 <p>Easy L43 List: \$440</p>	 <p>Easy L52 List: \$390</p>	 <p>Easy L72 List: \$370</p>
 <p>Dual Indicator U List: \$245</p>	 <p>Easy U43 List: \$475</p>	 <p>Easy U52 List: \$425</p>	 <p>Easy U72 List: \$405</p>

































NEW

element¹³ Al[®]
aluminum



100% Aluminum Keyboard Trays

Info on page 89

 <p>— 21½" —</p> <p>80 Straights, corners and Natural Keyboards List: \$265</p>	 <p>— 21½" — — 7½" —</p> <p>86 Straights, corners and Natural Keyboards List: \$295</p>	 <p>— 7½" — — 21½" —</p> <p>87 Straights, corners and Natural Keyboards List: \$295</p>	 <p>— 7½" — — 21½" — — 7½" —</p> <p>88 List: \$345</p>
 <p>Easy A80 List: \$475</p>	 <p>Easy A86 List: \$505</p>	 <p>Easy A87 List: \$505</p>	 <p>Easy A88 List: \$555</p>
 <p>Easy C80 List: \$495</p>	 <p>Easy C86 List: \$525</p>	 <p>Easy C87 List: \$525</p>	 <p>Easy C88 List: \$575</p>
 <p>Easy E80 List: \$425</p>	 <p>Easy E86 List: \$455</p>	 <p>Easy E87 List: \$455</p>	 <p>Easy E88 List: \$505</p>
 <p>Easy H80 List: \$505</p>	 <p>Easy H86 List: \$535</p>	 <p>Easy H87 List: \$535</p>	 <p>Easy H88 List: \$585</p>
 <p>Easy J80 List: \$495</p>	 <p>Easy J86 List: \$525</p>	 <p>Easy J87 List: \$525</p>	 <p>Easy J88 List: \$575</p>
 <p>Easy L80 List: \$475</p>	 <p>Easy L86 List: \$505</p>	 <p>Easy L87 List: \$505</p>	 <p>Easy L88 List: \$555</p>
 <p>Easy U80 List: \$510</p>	 <p>Easy U86 List: \$540</p>	 <p>Easy U87 List: \$540</p>	 <p>Easy U88 List: \$590</p>

Easy Spec Features

- Trays and Arms Ship Together in the Same Box within 5 Days
- Anti-skid Neoprene Pads Hold the Keyboard Securely in Place
- Includes 2.5" Deep Gel or Foam Palm Rest(s)
- Mouse Guard to Prevent Mouse from Falling Off the Back of the Tray
- ThinLine Trays are 11.25" Deep; 52 is 12.125" Deep
- SofTouch™ Trays: 33 is 11.5" Deep; 43 is 12.25" Deep
- Remove Palm Rest to Expose Natural Keyboard Shape on **10, 11, 13, 14** and **elementAI®**

Easy Spec Options

- F** Swivel Forward (Easy A11**F**) – \$25 *upcharge* available with the **11** keyboard tray only
- G** Gel Palm Rest (Easy A11**G**) available on **10, 11, 13** and **14** trays only
- L** Left Mounted Mouse Platform (Easy A11**L**)
- MPG1** Gel Mousepad – \$50 *upcharge* (Only available on **13** and **14** keyboard trays)
- S** Short track 18" (Easy A11**S**) (Available on **A, C** and **L** keyboard arms)
- T** Tilt range -15° to 15° (Only available on **C** keyboard arms)

Keyboard Arms Specifications



Leverless/Lever-tilt
A L
List: **\$210**



Sit/Stand
C
List: **\$230**



Econo
E
List: **\$160**



Lever-lock
H
List: **\$240**



Dual Swivel
J
List: **\$230**



Dual Indicator*
U
List: **\$245**

Code	List\$	Leverless Height	Height Range	Tilt Range	Spring Assist	360° Rear Swivel	80° Front Swivel	Track Length	Teflon Track
A	\$210	•	- 6" to 2.5"	- 15° to 0°	•	•		23"	•
C	\$230	•	- 6" to 8"	- 15° to 0°	•	•		21"	•
E	\$160		- 5.25" to 0"	- 15° to 15°	•	•		18"	•
H	\$240		- 6" to 0"	- 15° to 10°	•	•		21"	roller
J	\$230	•	- 6" to 2.5"	- 15° to 0°	•	•	•	23"	•
L	\$210	•	- 6" to 2.5"	- 15° to 0°	•	•		23"	•
U*	\$245		- 7" to 3.5"	- 15° to 0°	•	•		23"	•

*Dual Indicator refers to separate gauges for tray height and angle.

Keyboard Arms formerly known as **B, D, M** and **Q** can still be ordered using the option code (**S** - Short track 18").

General Information

Terms and Conditions: For all non-rated or new accounts, payment terms are C.I.A. until credit has been approved or rated. Please send full credit information and references and allow time for Credit Department approval.

For all established accounts, payment is due within thirty (30) days from the invoice date. Neutral Posture (NP) reserves the right to change or cancel the terms of sale based on volume, credit rating and/or credit information. Prepayment, whole or in part, may be requested at any time at the discretion of the factory. For orders greater than \$100,000 net, a fifty percent (50%) deposit is due at the time of order placement, with the remainder due within thirty (30) days of the date of invoice.

Past due accounts are subject to a 1.5% late charge, or maximum amount permitted under local law, for each thirty (30) days the outstanding balance remains open after the due date. Withholding of payments based on the carrier damages, shortages or other disputes is illegal and subject to charges.

Ordering: All orders must be faxed, e-mailed or mailed. Orders must have a contact name and phone number. Orders may not be cancelled without written consent of the factory.

Orders should be sent to:

Neutral Posture, Inc.
3904 N. Texas Avenue
Bryan, TX 77803
979 - 778 - 0502 (Press 1)
979 - 778 - 0408 FAX
Email: OrderEntry@NeutralPosture.com

When an order is received, it is assigned a scheduled ship date. That date is shown on the customer's acknowledgment. Request for changes or cancellations should be made through the Customer Service Department immediately. Any change or cancellation is subject to a 25% fee. All standard discount orders are F.O.B. destination within the forty-eight (48) contiguous states and District of Columbia. For orders shipping outside the forty-eight (48) contiguous states, customer pays shipping from port of embarkation to destination and order will be shipped "best way". Standard lead time is 3-4 weeks, N-stant Quick Ship lead time is five (5) days. Customer will incur additional charges if they choose to specify freight carrier.

Prices: Prices are subject to change without notice. Prices in effect at time of shipment prevails in the event of a discrepancy.

Freight Damage: Upon receipt of shipment, check delivery for shortages or signs of damage. If a problem is discovered, bring it to the driver's attention immediately. Clearly note any damage or shortage on the freight receipt before signing it. The more precise your notation, the easier the claim can be resolved. NP's responsibility ceases when the receiver signs the freight delivery receipt as received in good condition. Shipping claims must be made within thirty (30) days of shipment delivery.

Warranty Claims: Repair or replacement of defective parts under warranty will be made through NP at no cost to the customer, except for labor. Freight for products and parts covered under warranty will be covered for the forty-eight (48) contiguous states with the method of shipping at Neutral Posture's discretion. All claims must include the product serial number. NP will have no warranty obligation if the product is subjected to abuse, alteration, misuse or negligence, or if the user fails to perform the proper maintenance service for the product.

Factory Assembly Service: Neutral Posture's standard packaging is knocked down, boxed. We offer fully assembled, boxed by customer request. To order fully assembled products please indicate "Ship Fully Assembled" on your purchase order. A charge of \$75 NET per chair will be added to your order for this service and billed by NP invoice. Any additional freight services requested by the customer are the responsibility of the customer and will be invoiced accordingly.

Shipping: Due to the nature of some products, freight shipping is required. In these instances, additional delivery charges will be the responsibility of the customer. Customers will be notified upon ordering of shipping requirements and given the option to add any of the below delivery options for the cost listed.

Freight Charges:

Freight: Inside Delivery / PU, \$50
Freight: Liftgate Required, \$30
Freight: Limited Access Del, \$45
Freight: Notification / CBD, \$35
Freight: Residential Delivery, \$50
Freight: Ship Fully Assembled, \$75

Patent Information:

- Neutral Posture U.S. Patent #4,552,404
- Adjustment Guide U.S. Patent #D458,7775
- Fring™ Footrest U.S. Patent #6,142,571 and 6,607,246
- Inflatable Lumbar U.S. Patent #6,220,663 B1 and 6,290,295 B1
- Adjustable Arms U.S. Patent #6,296,312 B1
- AbStool® U.S. Patent #6,877,812
- NeXtep® U.S. Patent #7,036,886
- elementA® U.S. Patent #D588145
- StandUp® U.S. Patent #7,048,236
- AbStool® (2) U.S. Patent #7,104,606
- N-Position™ U.S. Patent #D557,513
- Other Patents Pending

Certification: Independent tests show that all Neutral Posture, Inc. (NP) chairs meet or exceed current ANSI/HFES 100-2007, ANSI/BIFMA and California 117 certification standards. Certain NP products meet California 133 and Task Intensive certification standards. All cylinders are rated Class 4 or better by UNI standards.

Design: Neutral Posture reserves the right to make changes and improvements in design and materials and to discontinue parts and components at the discretion of Neutral Posture's quality control committee.

Returns: All merchandise returns must be pre-approved by the factory and sent freight prepaid. Contact the Customer Service Department at NP to receive a Return Merchandise Authorization (RMA) number for any return. RMAs are valid for thirty (30) days and any returned merchandise without a RMA number will be refused.

No deductions from any NP invoices can be made for return merchandise until it is approved by the factory. No deductions will be honored until returned goods are processed through our Quality Control Audit.

All returns for cancelled orders must be pre-approved by the factory and sent freight prepaid. No returns will be authorized unless our inventory allows it, the parts are in good reusable condition, and it was sold within the last three (3) months. Authorized returns will be charged a 30% restocking fee, by agreement, to cover handling, inspection, stocking and repackaging.

ANSI/BIFMA: Neutral Posture, Inc. is a member of the Business and Institutional Furniture Manufacturer's Association (BIFMA). Tests developed by the Business and Institutional Furniture Manufacturer's Association (BIFMA) and approved by the American National Standards Institute (ANSI) determine the strength and durability of seating in its everyday use. Although this testing does not serve as a warranty or guarantee, Neutral Posture products within this price list meet or exceed applicable ANSI/BIFMA X5.1-2002, BIFMA G1-2001 and ANSI/HFES 100-2007 standards.

ElectroStatic Discharge (ESD) Seating (Page 82): Neutral Posture ESD models are tested to meet the requirements of today's ESD environment with conductive components and fabrics (1% carbon fiber with surface resistivity no greater than 1.3×10^6 ohms/sq. cm when test in accordance with ANSI/ESD STM12.1-2006). ESD chairs are an integral part of an effective ESD system that includes a conductive floor or mat to complete conductive path.

Fabric:	Conductive cloth or vinyl
Options:	20" Footring, upholstered backs, 4" ht adj. arms and T-Arms
Features:	Polished Aluminum Base
Available Chairs	Upcharge:
NPS Series	\$290
Rio™ Series	\$290
N-dustrial™ Series	\$290
AbChair® Series	\$290

Many other options and features available at an added charge for ESD including

Cleanroom to Class 100 (Page 84): Independent testing according to Federal STD 209E (correlates to ISO-14644C Class 5) confirms Neutral Posture Cleanroom seating meets or exceeds Class 100 requirements. Neutral Posture Cleanroom models are designed to prevent particulates in Cleanroom environments. In addition to top-quality vinyl upholstery, HEPA filtration system in seat and backrest prevent particulate release.

Available Chairs	Upcharge:
NPS5500-D1 (Upholstered)	\$120
NPS5600-D1 (Upholstered)	\$120
N-dustrial™ Series (Upholstered)	\$120
AbChair® Series - 1 back only	\$120
N-dustrial™ Series (Urethane)	\$70

GreenGuard® Certified: All Neutral Posture products are certified by Greenguard® for indoor air quality.

WBE: Women's Business Enterprise. This certification is administered by the Women's Business Enterprise National Council (WBENC) and is used by most large corporations to qualify potential vendors as credible diversity suppliers.

www.wbenc.org

HUB: Historically Underutilized Business

CAL 133: Almost every model in the Neutral Posture family of seating products meets the specifications for California Technical Bulletin 117, the industry standard for upholstered furniture. Additionally, Neutral Posture chairs can be upgraded to meet the more stringent, California Technical Bulletin 133 standard, which is required by the California Bureau of Home Furnishings and Thermal Insulation for contract seating used in public facilities.

Standard CAL 133 Models and Options

Fabric:	Taft
Upcharge:	\$165 to Gr. 1 price
Available Chairs:	Options: N-dulgent®
Memory Foam	Standard on All CAL 133 Seats
5000 Series	All Except Inflatable Lumbar
6000 Series	All Except Inflatable Lumbar, H1, H2
8000 Series	All Except Inflatable Lumbar, H1, H2
Embrace™	All Pulled Only
Shark™	All
Sahara™	All
Rio™	All
N-dure™	All
AbChair® — except 1 back	All Except Cleanroom
Dice™ — arms not included	All

Neutral Posture can also utilize the Customer's Own Material (COM) for the CAL 133 upgrade if the material is an inherently flame retardant (FR) material, like Trevira® or Avora®. For large orders and corporate standards programs, Neutral Posture can also facilitate a lab-supervised burn test for each chair/upholstery combination. These tests will be negotiated and supervised through Neutral Posture's Engineering Department.

All models that comply with CAL 133 will be labeled accordingly on both the packing slip and the serial number description tag. Additionally, they will contain a label with the following notice:

Notice: This chair is manufactured in compliance with California Technical Bulletin 133 and meets the flammability requirements of the California Bureau of Home Furnishings.

Custom Logos: Neutral Posture can include your company, university, mascot, etc. as a custom logo. Embroidery on most fabrics or in the knit of Cloud 9 selections. Call for details and cost.

Warranty

Lifetime Single Shift Warranty:

Effective January 2007

Neutral Posture, Inc. (NP) warrants all Neutral Posture® Seating and N-hancements® Accessories to be free from defects in workmanship and materials under normal use for the product's lifetime. Normal use is defined as wear which occurs in an office environment during the course of a normal single-shift usage workday (8 hours/per day/5 days per week).

This lifetime warranty shall be for all lines and components except as noted: chair controls, arms and plastic components are warranted for ten (10) years. Fabric is warranted for three (3) years. The fabric warranty does not include leather, Ultraleather™, NovaSuede®, UltraSuede®, Finesse® or COM and COL. The Inflatable Lumbar is covered for five (5) years.

NP's warranty obligation is limited to the replacement or repair, at NP's option, of defective products which have been reported by the original purchaser to be defective in workmanship or material and which are found to be so by NP upon inspection. Defective products shall be returned at the discretion of the factory, and all returns must be authorized in advance. NP will assume no responsibility for any labor charges unless agreed to in writing by NP's Corporate Office.

Freight for products and parts covered under warranty will be covered for the forty-eight (48) contiguous states with the method of shipping at Neutral Posture's discretion.

The user shall be responsible for all maintenance service, which includes: lubricating and cleaning of the product, assembly, adjustment and performing operation checks.

NP will have no warranty obligation if the product is subjected to abuse, alteration, misuse, negligence or accident or if the user fails to perform the maintenance service referred to above.

The warranty printed above is the only warranty applicable to these products. All other warranties expressed or limited, including but not limited to the implied warranties of merchantability and fitness for a particular purpose are disclaimed.



Continuous-shift/Intensive-use Warranty

Effective January 2007

Certain Neutral Posture seating models come standard with the benefits of the following continuous-shift warranty such as the N-dure™ Series and the Big & Tall Series. Other Neutral Posture products may be warranted for continuous-shift use through the purchase of the continuous-shift warranty (\$290 List). The continuous-shift warranty covers all components of the chair for a period of five (5) years from the date of purchase except for upholstery and Inflatable Lumbar. Only upholstery with a double-rub rating of over 1M is warranted for the complete 5-year period. Neutral Posture products not subject to the terms of our continuous-shift warranty, but used in such an environment (exceeding 8 hours per day/5 days per week), are to be free from defects in workmanship and materials for a period of two (2) years. Neutral Posture shall have no warranty obligation if the product is subjected to abuse, alteration, misuse, negligence or accident. All other terms and conditions of our lifetime single-shift warranty apply.

Availability:

Big & Tall Series (Page 28)

N-dure™ (Page 44)

All other chairs

No Charge

No Charge

\$290 Upcharge (List)

(Always confirm pricing/availability with manufacturer)



Personalize
Your
Chair

Personalize your chair with a custom logo. For more information on how to order a personalized chair, contact Customer Service at 800-iGo-Ergo 800 (446-3746) select option "1" or email CS@NeutralPosture.com



5 Day Quick Ship

Grade 1

Spacer	Black	200648
Spacer	Ink	200649
Spacer	Wine	200650
Spacer	Pewter	200651

Grade 1

Astral	Charcoal	200515
Astral	Cobalt	200514
Astral	Cornflower	200511
Astral	Cypress	200517
Astral	Garnet	200512
Astral	Lava	200513
Astral	Poppy	200516

Grade 1

Liberty	Black	200453
Liberty	Burgundy	200518
Liberty	Dark Gray	200520
Liberty	Green	200521
Liberty	Navy	200519

Grade 2

Staccato	Azure	210241
Staccato	Onyx	210243
Staccato	Cranberry	210240
Staccato	Calcine Gray	210242
Staccato	Real Red	210238
Staccato	Royal	210244
Staccato	Wasabi	210239

Grade 2

Terra	Sapphire	210250
Terra	Wedgewood	210247
Terra	Claret	210251
Terra	Paprika	210249
Terra	Peridot	210248
Terra	Taupe	210246
Terra	Wheat	210245

Vinyl - Grade 2

Nauga Soft	Satin	210312
Nauga Soft	Deep Sapphire	210313
Nauga Soft	Feather	210314
Nauga Soft	Velvet Brown	210315
Nauga Soft	Cabernet	210316

Grade 3

Artesian	Gold	220267
Artesian	Lapiz	220266
Artesian	Ruby	220268
Artesian	Spring	220269
Artesian	Stone	220265

Grade 3

Cloud 9™	Comet	
Cloud 9™	Dark Horizon	
Cloud 9™	Falling Star	
Cloud 9™	Fog	
Cloud 9™	Haze	
Cloud 9™	Midnight Sky	
Cloud 9™	Red Dawn	
Cloud 9™	Sky Blue	
Cloud 9™	Thunder	
Cloud 9™	Tropical Rain	

Grade 4 N-Stead™ - Faux Leather

N-Stead™	Black	LV01
----------	-------	------

Grade 5 Natural - Leather (EMM, EMB, BAL only)

Natural	Black	
---------	-------	--

Grade 5 Ultraleather™ - Premium Faux Leather

Ultraleather™	Raven Wing	230230
---------------	------------	--------

Grade 6 (Premium Leather)

Madras	Black	LL01
--------	-------	------

Additional Non Quickship Fabric Options

Grade 4 N-Stead™ - Faux Leather

N-Stead™	Navy	LV02
N-Stead™	Burgundy	LV03
N-Stead™	Green	LV04
N-Stead™	Ginger	LV05
N-Stead™	Bone	LV06

Grade 5 Ultraleather™ - Premium Faux Leather

Ultraleather™	Curry	230231
Ultraleather™	Chianti	230232
Ultraleather™	Admiral	230233
Ultraleather™	Orchard	230234
Ultraleather™	Tan	230239

Grade 6 Premium Leather

Madras	Navy	LL02
Madras	Burgundy	LL03
Madras	Green	LL04
Madras	Ginger	LL05
Madras	Bone	LL06

CAL 133 - Grade 2

Taft	Delft	200565
Taft	Charcoal	200570
Taft	Black	200571
Taft	Hunter	200572
Taft	Burgundy	200573
Taft	Indigo	200574

Cloud 9™ is not available on the Classic, Embrace™, Embrace Motion™ and NV™ Series.

For Neutral Posture exclusive Cloud 9™ samples and other grading on fabrics please visit:

www.NeutralPosture.com

N-dustrial™ and Specialty Fabrics (Grade 2)



Calcine Gray (210242)



Azure
(210241)



Wasabi
(210239)




Cranberry
(210240)



Onyx
(210243)



Staccato **Gr 2**
1.9 million double rubs



Smoke (210317)




Marina
(210318)



Gypsum
(210323)




Hunter
(210319)




Merlot
(210320)


Metro Woven Crypton **Gr 2**




Cabernet (210316)



Velvet Brown
(210315)



Feather
(210314)




Deep Sapphire
(210313)



Black Satin
(210312)



Nauga Soft Vinyl **Gr 2**
1 million double rubs




Micron Blue (220272)




Black
(220273)


ESD StatCon Vinyl **Gr 2**




Midnight (220290)




Navy
(220271)



Gray Flannel
(220288)



Forest
(220291)



Burgundy
(220292)

ESD Static **Gr 2**




Delft
(200565)



Charcoal
(200570)



Black
(200571)



Hunter
(200572)



Burgundy
(200573)



Indigo
(200574)

CAL 133 **Gr 2**

For latest information on N-dustrial™ fabrics, please visit www.NeutralPosture.com

Look for this logo when making fabric selections to order your Neutral Posture product as 5-Day Quick Ship.




NEW
Spacer Gr 1


Standard Fabrics
www.NeutralPosture.com



Astral Gr 1



Liberty Gr 1



Terra Gr 2
(\$50 upcharge)

1 0 0 % R e c y c l e d



Siccato Gr 2
(\$50 upcharge)



Cloud 9™ Gr 3 (Knit)
(\$100 upcharge)

Cloud 9™ is not available on the Classic, Embrace™, Embrace Motion™ and NV™ Series. When ordering please include the pattern, color and stock number (Astral, Charcoal, 200515). Stock number not required on Cloud 9™.

This page intentionally left blank.



NeutralPosture

Women Business Enterprise

GSA

GREENGUARD

ISO 9001:2008 Approved

Made in the U.S.A.

NeutralPosture.com

3904 N. Texas Ave

Bryan, TX 77803

 979.778.0502

 979.778.0408