

SEATING

PRICE LIST



2019
October

TABLE OF CONTENTS

CHAIR USES MATRIX	2
N-TUNE SEATING SYSTEM	4
GUARDIAN	5
CONNEXION ARM	5
SELLING POLICY	6
Terms & Conditions	6
Ordering	6
Prices	6
Taxes	6
Lead Time	6
Customer's Own Material	6
Storage Fee	6
Shipping	7
Freight Damage	7
Returns	7
Warranty Claims	7
Delay/Force Majeure	7
Compliance with Law	7
QUICK SHIP PROGRAM	8
Overview	8
Fabrics	8
WARRANTY	9
Lifetime Single Shift	9
Continuous-shift Intensive Use	9
GENERAL INFORMATION	10
Patent Information	10
Certification	10
Design	10
Women's Business Enterprise (WBE)	10
Woman Owned Small Business (WOSB)	10
Historically Underutilized Business (HUB)	10
BIFMA	10
SCS Indoor Advantage	10
Custom Logos	10
Cleanroom to Class 100	10
Commitment to Non-obsolescence	10
CAL133	11
ESD Seating	11
ESD Order Form	12
COM Form	13
GSA Contract Overview	14
GSA Contract Details	15
HIGH PERFORMANCE SEATING	16
Headrest Options	18
Back Options	18
Seat Options	18
Mechanism Options	19
Arm Options	19
1000 Series	20
5000 Series	22
6000 Series	24
8000 Series	26
8000 Series – Tall & Skinny	28
Big & Tall	30
XSM – Extra Small	32

TASK/CONFERENCE SEATING	34
Arm Options	36
Chair Mechanism Options	38
Stool Mechanism Options	39
Headrest Options	40
Connexion Arm	41
Balance	42
Cozi	44
Cozi Stool	46
Cozi 24/7	48
Cozi Guest	50
E-Series	52
Embrace	54
Embrace Guest	56
Icon	58
Knomi	60
Knomi Mesh/Mesh	62
NV	64
Renati	66
Right Chair	68
Right Chair Stool	70
Right Chair Mesh	72
Right Chair Mesh Stool	74
Right Chair Guest	76
U4ia	78
U4ia Stool	80
U4ia Guest	82
Ulius	84
Ulius Stool	86
Ulius Guest	88

ACTIVE/GUEST SEATING	90
Dice	92
Facet	94

INDUSTRIAL/HEALTHCARE SEATING	96
AbChair	98
Adapta Stool	100
Geo	102
Graphite	104
Stratus Upholstered	106
Stratus Urethane	108

STOOL OPTIONS	110
NeXtep	110
N-position	110
Footrings	111
Footrests	111
















WORKPLACE ACCESSORIES	112
Keyboard Arms	114
Keyboard Trays	114
Easy Combos	115
Monitor Arms	116
Forearm Supports	117
Anti-fatigue Floor Mats	117
CPU Holders	117
Adjustable Height Tables	117

SIT/STAND	118
StandUp	118
StandUp A1	118
StandUp X1	119

UPHOLSTERY	120
Fabrics	120
CAL133	120
ESD	120
Leathers	121
Quick Ship	121



















GRADED IN FABRICS	122
Arc Com	122
Carnegie	123
C.F. Stinson	124
C.F. Stinson Vinyl	125
DesignTex	126
Guilford of Maine	127
Luna	128
Luum	128
Maharam	128
Mayer	129
Momentum	131
Paul Brayton	132
Ultrafabrics®	132
CTL Leather	133

Chair Uses Matrix

			Quick Ship	High Performance	Work/Task	Executive	Conference/ Training Room	Guest	Stools
		1000 Series page 20	QS	✓	✓	✓			✓
		5000 Series page 22	QS	✓	✓				✓
		6000 Series page 24	QS	✓	✓	✓			
		8000 Series page 26	QS	✓	✓	✓			✓
		Balance™ page 42			✓	✓	✓		
		Big & Tall page 30	QS	✓	✓	✓			
		Cozi® page 44	QS		✓		✓	✓	✓
		Cozi® 24/7 page 48	QS		✓		✓	✓	✓
		Dice™ page 92						✓	
		E-Series™ page 52	QS		✓	✓	✓		✓

✓ Standard

Chair Uses Matrix

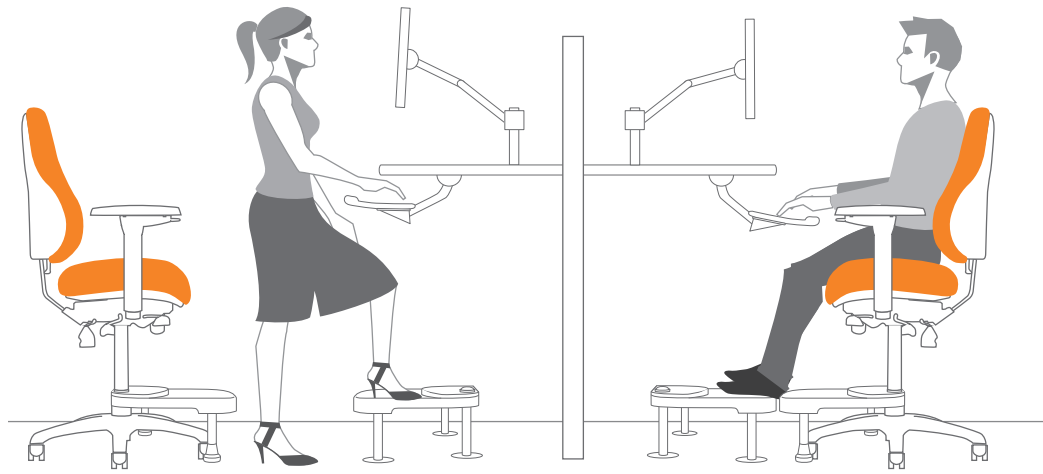
High Performance	Work/Task	Executive	Conference/ Training Room	Guest	Stools	Quick Ship				
		✓	✓	✓			Embrace™ page 54			
				✓		QS	Facet page 94			
	✓	✓	✓		✓	QS	Icon™ page 58			
	✓	✓	✓			QS	Knomi® page 60			
		✓	✓				NV™ page 64			
	✓	✓	✓		✓	QS	Renati™ page 66			
	✓	✓	✓	✓	✓	QS	Right Chair® page 68			
	✓	✓	✓	✓	✓	QS	U4ia® page 78			
	✓	✓	✓	✓	✓	QS	Ulius® page 84			
✓	✓	✓			✓	QS	XSM™ page 32			

✓ Standard

START OF A REVOLUTION

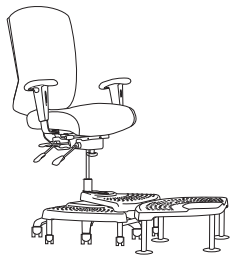
N·tune®, developed by Certified Professional Ergonomists, is all about raising desk heights from 29" to 40" and then raising the chair to stool height, allowing users to easily transition between sitting and standing throughout the workday. Not only does this help alleviate the pains of a sedentary workday, the overall health benefits it provides are immense as well.

By standing for just 2 hours more than normal throughout an average workday, you can burn an extra 280 calories, translating into improvements in BMI, cholesterol, blood pressure levels and many other positive health outcomes.



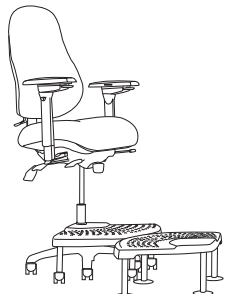
GOOD

- U4ia® with up to 13 adjustable features
- Single platform, depth adjustable 10" NeXtep®
- N-position™ with 10" platform
- N-position™ supports up to 400 lbs



BETTER

- Cozi® with up to 13 adjustable features
- Dual platform, depth adjustable 8"/10" NeXtep® combo
- N-position™ with 10" platform
- N-position™ supports up to 400 lbs



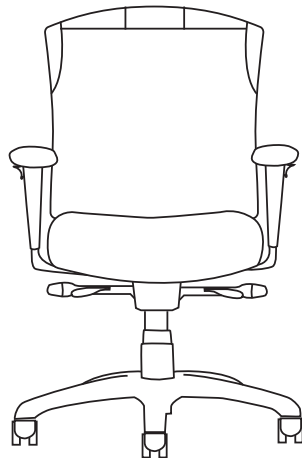
BEST

- 8000 Series with up to 15 adjustable features
- Wide single platform 10" NeXtep® provides more surface area
- N-position™ with 10" platform
- N-position™ supports up to 400 lbs

BULLET RESISTANT

The Guardian® is a NIJ Level II compliant bullet resistant vest custom fitted over the chair's back. A NIJ Level II compliant bullet resistant vest will provide protection against regular powered 9mm handguns, up to .357 Magnums. The vest fits over the back of the Cozi chair

and is easily removable. With the vest on the chair, it can also be used as a shield by kneeling behind the back of the chair. In a situation where response time can save your life, there is no quicker solution to protection than having the Guardian® at your desk.



NIJ Level II compliant



Best of NeoCon gold award winner



Protection against regular powered 9mm handguns, up to .357 Magnums



Inconspicuous— looks like a regular chair



Use as shield or vest



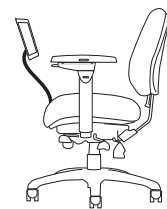
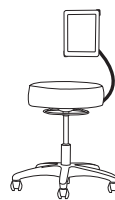
AVAILABLE MODELS

Cozi	page 44
Cozi Stool	page 46
Cozi 24/7	page 48

CONNEXION® ARM

FEATURES

- Quickly and easily position your tablet where it's comfortable for you
- Holds your tablet so you don't have to
- Eliminates awkward postures and helps reduce upper body fatigue
- Engineered for ease of use
- Can be used while sitting or standing
- 3 mounting options, left, right or both



TERMS AND CONDITIONS

For all non-rated or new accounts, payment terms are Cash in Advance (C.I.A.) until credit has been approved or rated. Please send full credit information and references and allow time for Credit Department approval.

For all established accounts, payment is due within thirty (30) days from the invoice date. Neutral Posture (NP) reserves the right to change or cancel the terms of sale based on volume, credit rating and/or credit information. Prepayment, whole or in part, may be requested at any time at the discretion of the corporate office.

Past due accounts are subject to a 1.5% late charge or maximum amount permitted under local law, for each thirty (30) days the outstanding balance remains open after the due date.

Withholding of payments based on carrier damages, shortages or other disputes is illegal and subject to charges.

ORDERING

All orders must be in writing; faxed, e-mailed or mailed. The product model number(s) contained in the order acknowledgment shall be the final expression of the order. A purchase order is not binding on NP until customer has received NP's order confirmation or acknowledgment. Orders must have a contact name and phone number. Orders may not be cancelled without written consent of Neutral Posture.

To expedite complete/correct entry of your order, be certain all model numbers, quantities, colors and area identifications are completely specified. Also, include complete purchase order number(s), bill-to and ship-to addresses, a contact name and specific shipping dates required.

Orders should be sent to:
Neutral Posture
3904 N Texas Avenue Bryan, TX 77803
979.778.0502 (Option 2)
800.446.3746
979.778.0408 FAX
E-mail: orderentry@neutralposture.com

When an order is received, it is assigned a scheduled ship date. That date is shown on the customer's acknowledgment.

Purchase orders may not be changed or cancelled, in whole or in part, without prior written consent of NP. Changes may affect delivery dates. Expenses incurred because of changes shall be charged to customer. In the event of cancellations, customer will be liable for reasonable cancellation charges established by NP. Orders for special product, orders including customer's own material (COM) and orders pursuant to expedited delivery programs, may not be cancelled.

A minimum of 3% of net expedite fee will be charged for orders requiring less than standard lead times.

PRICES

Prices are subject to change without notice. List prices shall be those in effect on the date of receipt of purchase order unless shipment is requested more than ninety (90) days after order entry in which case prices in effect on the date of shipment apply. Prices in effect at time of shipment prevails in the event of a discrepancy.

TAXES

All sales, use, excise and other taxes applicable to the sale of the products shall be paid by customer. If customer claims an exemption from any tax, customer shall submit to NP the appropriate exemption certificates.

LEAD TIME

Quick Ship lead time is five (5) business days for products noted with Quick Ship in the price list for quantities of 25 chairs or less. 5 day Quick Ship must be requested on purchase order and is not guaranteed until acknowledged by corporate office. Lead times can vary due to fluctuation in production capacity. It is always best to confirm lead time with Customer Service. Standard lead time is 3 - 4 weeks for orders that are not Quick Ship and/or Quick Ship quantities of 26 - 300 units. For larger orders contact Customer Service for lead time.

A minimum 3% of net expedite fee will be charged for orders requiring less than standard lead times. Less than standard lead time is clarified as less than 5 business days for Quick Ship models/quantities or less than 3 - 4 weeks on non-Quick Ship models. Customer to contact Customer Service prior to submitting the order to confirm expediting is available for their specific order.

CUSTOMER'S OWN MATERIAL

A customer who requests a fabric or other surface material not standard to NP's line of products (COM), must submit samples of the requested material to NP prior to entry of a customer order. NP will determine if the material is suitable to its manufacturing processes and products. The customer shall identify the COM to meet any applicable requirements of Underwriters Laboratories, CAL 117-2013, and/or Canadian Standards Association. If the COM is acceptable, NP will then establish a price for using the COM. For a description of the procedures for submitting samples and testing, contact Customer Service. NP shall have no responsibility for the appearance, condition, performance, durability, colorfastness or any other physical attribute of the COM. Customer shall indemnify and hold NP harmless for any damages, injuries or losses arising out of or related to use of the COM on the product.

STORAGE FEE

Any changes made by the customer to postpone the delivery date on orders which have already gone into production, will be charged a storage fee. This fee will be applied to both partially and fully built orders. NP will advise of fee prior to applying charge.

TERMS AND CONDITIONS

SHIPPING

Most NP products include shipping. All standard discount orders are F.O.B destination delivered by way of parcel or freight carrier service dock to dock within the forty-eight (48) contiguous United States, and the District of Columbia. NP will designate the shipping mode and carrier based on geographical location and best service as defined by our Logistics Department.

For orders shipping outside the forty-eight (48) contiguous United States, and the District of Columbia, customer pays shipping from port of embarkation to destination and order will be shipped "best way". Customer will incur additional charges if they choose to specify a freight carrier.

Any order requiring special delivery service, other than normal dock to dock delivery, will incur additional charges. These services include, but are not limited to residential delivery, limited access delivery, lift gate service, inside delivery, call before delivery, re-routed deliveries, specific delivery date/time requests or congestion fees. These charges will be quoted at customer request.

Conditions beyond the control of NP, including weather, available facilities and traffic conditions, may affect exact time of delivery. NP shall not be responsible for specific carrier delivery date or time unless it has made a specific delivery commitment, in writing.

Delivery date and time are at the discretion of the carrier within reasonable transit time unless special arrangements have been agreed to in writing between customer and NP prior to shipment.

Accessorial Charges (Net)

Delivery Appointment Required
Inside Delivery/Pick Up
Items Over 96 Inches
Lift Gate Required
Limited Access Delivery
Notification/CBD
Residential Delivery
Ship Fully Assembled
Pre-delivery Notification
Re-delivery/Return Trip

Contact Customer Service at
customerservice@neutralposture.com
or 979.778.0502 for pricing.

DELAY/FORCE MAJEURE

Neutral Posture shall not be liable for failure to perform or for delay in performance due to fire, flood, strike or other labor difficulty, act of God, act of any governmental authority or of the customer, riot, embargo, fuel or energy shortage, wrecks or delay in transportation, inability to obtain necessary labor, materials or manufacturing facilities from usual sources or failure of suppliers to meet their contractual obligations, or due to any cause beyond its reasonable control. If any such event occurs, Neutral Posture may extend delivery dates by a period of time necessary to overcome the effect of such delay, allocate available product or cancel any purchase order.

FREIGHT DAMAGE

Upon receipt of shipment consignee is responsible for checking delivery for shortages or signs of damage. If a problem is discovered, bring it to the driver's attention immediately. If any of the goods called for on the Bill of Lading are shorted or damaged, consignees should not accept them until the carrier makes a notation on the freight bill of the shorted or damaged goods. The more precise the notation, the easier the claim can be resolved. NP's responsibility ceases when the consignee signs the freight delivery receipt as received in good condition. Shipping claims must be made within thirty (30) days of shipment delivery.

RETURNS

The return of product without written authorization by NP shall not be accepted. All merchandise returns must be pre-approved by the corporate office and sent freight prepaid. Contact the Warranty Department, warrantyrequest@neutralposture.com, to receive a Return Merchandise Authorization (RMA) number for any return. RMAs are valid for thirty (30) days and any returned merchandise without a RMA number will be refused.

No deductions from any NP invoices can be made for return merchandise until it is approved by the corporate office. No deductions will be honored until returned goods are processed through our Quality Control Audit.

All returns for canceled orders must be pre-approved by the corporate office and sent freight prepaid. No returns will be authorized unless our inventory allows it, the parts are in good reusable condition and it was sold within the last thirty (30) days. Authorized seating returns will be charged a thirty percent (30%) (twenty percent (20%) for GSA) restocking fee, by agreement, to cover handling, inspection, stocking and repackaging. Authorized systems returns are subject to a forty-five percent (45%) of list restocking charge. Products not currently offered for sale by NP (including COM) shall not be authorized for return. All returned products must be unused, in original condition and in the original NP packing cartons. No refund or credit will be given for damaged products.

WARRANTY CLAIMS

Neutral Posture reserves the right to specify that items or parts claimed to be defective, be returned to the factory for our inspection. If the claim is justified, repair or replacement of defective parts under warranty will be made through NP at no cost to the customer. NP will, at its discretion, reimburse the furniture dealer for labor (actual costs only) on warranty parts. The furniture dealer must submit a quote to be approved prior to service. If approved, the furniture dealer must then submit an invoice to NP for reimbursement after the service is completed. Freight for products and parts covered under warranty will be covered for the forty-eight (48) contiguous states, and the District of Columbia, with the method of shipping at NP's discretion. All claims must include the product serial number. NP will have no warranty obligation if the product was subjected to abuse, alteration, misuse, negligence or accident or if the user fails to perform the proper maintenance for the product.

warrantyrequest@neutralposture.com

QUICK SHIP OVERVIEW

Neutral Posture's Quick Ship program allows customers to receive selected items sooner, for no extra charge. Items available on the Quick Ship program will be manufactured and shipped within 5 business days of an accurately specified order. Orders must be designated as Quick Ship on the PO in order to be processed as Quick Ship.

AVAILABLE CHAIRS	MAX QTY
1000 Series	25
5000 Series	25
6000 Series	25
8000 Series	25
Big & Tall	25
Cozi	25
Cozi 24/7	25
E-Series	25
Icon	25
Knomi	25
Renati	25
Right Chair	25
U4ia	25
Ulius	25
XSM	25

QUICK SHIP FABRICS

Grade 1

Ranchero	Black	230609
Spacer	Pewter	200651
Spacer	Ink	200649
Spacer	Black	200648
Spacer	Wine	200650

Grade 2

Ace	Toast	200714
Ace	Peony	200710
Ace	Char	200703
Ace	Midnight	200709
Ace	Jet	200707

Grade 3

Cloud 9	Red Dawn
Cloud 9	Midnight Sky
Cloud 9	New Haze
Cloud 9	Fog
Cloud 9	Thunder
Revive	Ebony
Revive	Goose
Revive	Ink
Revive	Metal

WARRANTY

EFFECTIVE APRIL 2017

Neutral Posture warrants to the original customer from the date of purchase that the products NP manufactures and sells to the customer are free of defects in workmanship and materials under normal use during the applicable warranty period set forth below.

Normal use is defined as wear which occurs in an office environment during the course of a normal single-shift usage workday (8 hours per day/5 days per week). NP products used in an environment exceeding 8 hours per day/5 days per week, are warranted to be free from defects in workmanship and materials for a period of two (2) years.

NP's warranty obligation is limited to the replacement or repair, at NP's discretion, of defective products which have been reported by the original customer to be defective in workmanship or material and which are found to be so by NP upon inspection. Defective products shall be returned at the discretion of the corporate office and all returns must be authorized in advance. NP will assume no responsibility for any labor charges.

Freight for products and parts under warranty will be covered for the forty-eight (48) contiguous United States, and the District of Columbia with the method of shipping at NP's discretion.

The user shall be responsible for all maintenance service, which includes but not limited to: lubricating and cleaning of the product, assembly, adjustment, checking all screws every six months and performing operation checks.

PRODUCT AND PERIOD OF WARRANTY

12 Years

All products and components except as noted below

10 Years

Chair controls, pneumatic cylinders, casters, glides, arms and plastic components

5 Years

StandUp®, StandUp®A1, inflatable lumbar, anti-fatigue mats, footrings, footrests, NeXtep®, CPU holders, monitor arms, keyboard trays, keyboard mechanisms, Connexion Arm®, foam, mesh material, Guardian®

3 Years

Upholstery excluding leather, Ultraleather™, NovaSuede®, UltraSuede®, Finesse®, Graded In, COM or COL

2 Years

StandUp®X1, tablet holder, forearm supports

Replacement Parts

Warranted for two (2) years or the balance of the original warranty, whichever is longer

Engineer-to-Order Product

NP warrants all Engineer-to-Order products to be free from defects in workmanship given normal use and care for three (3) years of single-shift service

EXCLUSIONS

- The product was not purchased new from NP
- The product was subjected to abuse, alteration, misuse, negligence or accident
- Damage caused by a carrier
- Normal wear and tear or acts or omissions of parties other than NP (including user modification, improper use or installation of products)
- Colorfastness, matching of color, fabric puddling, or wearing qualities of any material
- Neutral Posture is not responsible for slight differences in fabric color due to supplier dye lot differences on large orders or on repeat orders placed at later dates from the original order
- Leather, Ultraleather™, NovaSuede®, UltraSuede®, Finesse®, COM, COL or any other third party materials applied to product as specified by the customer including attributes such as appearance, durability, quality, behavior, colorfastness, performance, etc.
- Non-compliance with installation and maintenance instructions
- Modifications or attachments to the product that are not approved by NP and product failures resulting from such modifications or attachments
- Damage caused by cleaning chemicals
- Dye transfers caused by external contaminants (including clothing and accessory dye such as those used on denim jeans)
- Substitution of any unauthorized non-NP components for use in the place of NP components
- Products that are exposed to extreme environmental conditions and/or have been subject to improper storage
- Damage from sharp objects such as writing utensils, heeled shoes, scissors, jewelry or keys

The warranty printed above is the only warranty applicable to these products. All other warranties expressed or limited, including but not limited to the implied warranties of merchantability and fitness for a particular purpose are disclaimed.

24/7 CONTINUOUS-SHIFT

Covers all components of the chair for a period of five (5) years to the original customer from the date of purchase except for upholstery and inflatable lumbar. Only upholstery with a double rub rating of over 1M is warranted for the complete 5-year period.



Availability:

Big & Tall Series	Included in Price
Cozi 24/7	Included in Price
NP Series	\$290 List Up Charge Per Chair
All other chairs	Contact Customer Service, customerservice@neutralposture.com

Always confirm pricing/availability with Customer Service.

GENERAL INFORMATION

PATENT INFORMATION

Neutral Posture® Chair	U.S. Patent #4,552,404
AbStool®	U.S. Patent #6,877,812
360° Adjustable Arms	U.S. Patent #7,104,606
Adjustment Guide	U.S. Patent #6,296,312
Balance™	U.S. Patent #D458,777
Connexion® Arm	U.S. Patent #D541,061
ElementAI®	U.S. Patent #8,955,905
Fring® Footrest	U.S. Patent #D588,145
Inflatable Lumbar	U.S. Patent #6,142,571
Keyboard Tray	U.S. Patent #6,607,246
NeXtep®	U.S. Patent #6,220,663
N•Position™	U.S. Patent #6,290,295
StandUp®	U.S. Patent #D463,441
Cover for a Seating Device	U.S. Patent #7,036,886
Other Patents Pending	U.S. Patent #D557,513
	U.S. Patent #7,048,236
	U.S. Patent #D647,353

CERTIFICATION

Independent tests show that all NP chairs meet or exceed current ANSI/HFES 100-2007, ANSI/BIFMA and California 117 certification standards. Certain NP products meet California Technical Bulletin 133 and task intensive certification standards. All cylinders are rated Class 4 or better by UNI standards.

DESIGN

NP reserves the right to make changes and improvements in design and materials and to discontinue parts and components at their discretion.

WOMEN'S BUSINESS ENTERPRISE (WBE)

This certification is administered by the Women's Business Enterprise National Council (WBENC) and is used to qualify potential vendors as credible diversity suppliers. NP is certified as a WBE by WBENC.

WOMAN OWNED SMALL BUSINESS (WOSB)

The U.S. Small Business Administration's WOSB Federal Contract Program provides greater access to federal contracting opportunities for WOSBs. The program allows contracting officers to set aside specific contracts for certified WOSBs and helps federal agencies achieve the existing statutory goal of five percent of federal contracting dollars being awarded to WOSBs. NP is certified as a WOSB by WBENC.

HISTORICALLY UNDERUTILIZED BUSINESS (HUB)

The Texas Historically Underutilized Business (HUB) program encourages the use of HUBs in state procurement and provides information to minority and woman-owned businesses on the state's procurement process. NP is certified as a HUB.

BUSINESS AND INSTITUTIONAL FURNITURE

MANUFACTURER'S ASSOCIATION

NP is a member of the Business and Institutional Furniture Manufacturer's Association (BIFMA). Tests developed by BIFMA and approved by the American National Standards Institute (ANSI) determine the strength and durability of office furniture in its everyday use. Although this testing does not serve as a warranty or guarantee, NP standard products within this price list meet or exceed applicable ANSI/BIFMA X5.1-2011, BIFMA G1-2001 and ANSI/HFES 100-2007 standards. Combinations of options added on to the standard products may not meet ANSI/ BIFMA standards. Those combinations which do not meet ANSI/BIFMA standards are not available on GSA. Additionally, most seating is BIFMA level 2 certified. For more information, contact Customer Service at customerservice@neutralposture.com.

SCS INDOOR ADVANTAGE CERTIFICATION

All NP seating products are certified by SCS Global Services for indoor air quality.

CUSTOM LOGOS

Your company, university, mascot, etc as a custom logo in embroidery can be placed on most fabrics or in Cloud 9™. Contact Customer Service at customerservice@neutralposture.com for details and cost.

CLEANROOM TO CLASS 100

Independent testing according to Federal STD 209E (correlates to ISO-14644C Class 5) confirms NP Cleanroom seating meets or exceeds Class 100 requirements. NP Cleanroom models are designed to prevent particulates in Cleanroom environments. In addition to top-quality vinyl upholstery, a HEPA filtration system in the seat and backrest prevent particulate release.

Available Models

Available Models	Upcharge (List)
Big & Tall	\$120
Cozi	\$120
Cozi 24/7	\$120
NP55500-D1	\$120
NP55600-D1	\$120
AbChair (Urethane)	\$120
Adapta Stool	\$120
Stratus Upholstered	\$120
Stratus Urethane	\$70
Graphite	\$70
Geo	\$70

NEUTRAL POSTURE'S COMMITMENT TO NON-OBSOLESCENCE.

To address the way people work today and the ever changing work environment, Neutral Posture introduces new and improved products. These introductions are designed to retrofit existing customer inventory. Enhancements mean nothing if you can't adapt. If a product is enhanced, function changes or demand becomes low, Neutral Posture will provide compatible products across generations of equal or similar appearance and operational characteristics in terms of form, fit and function. Because mills and suppliers discontinue fabrics, laminates and paints with little or no notice, Neutral Posture is not able to guarantee finish availability. When possible notification of discontinued finishes to dealers and end users will be made. Neutral Posture will provide a 90-day window from the date of discontinuation in which we will guarantee availability of the finish.

GENERAL INFORMATION

CAL 133

Almost every model in the NP family of seating products meets the specifications for California Technical Bulletin 117, the industry standard for upholstered furniture. Additionally, NP chairs can be upgraded to meet the more stringent, California Technical Bulletin 133 standard, which is required by the California Bureau of Home Furnishings and Thermal Insulation for contract seating used in public facilities.

Standard CAL 133 Models and Options

Fabric/Vinyl \$265 Upcharge (List)
 Leather Contact
 customerservice@neutralposture.com

Available Chairs	Options	Exceptions
5000 Series	All	Inflatable Lumbar
6000 Series	All	Inflatable Lumbar No Pillow Top All Headrests
8000 Series	All	Inflatable Lumbar All Headrests
Big & Tall	All	Inflatable Lumbar Arm Shroud Pillow Top All Headrests
AbChair	All	Urethane AbRest Cleanroom
Cozi	All	
Cozi 24/7	All	
Dice	All	Arms
Right Chair	All	
U4ia	All	

NP can also utilize COM for the CAL 133 upgrade if the material is an inherently flame retardant (FR) material, like Trevira® or Avora®. For large orders and corporate standards programs, NP can also facilitate a lab-supervised burn test for each chair/upholstery combination. These tests will be negotiated and supervised through NP's Engineering Department.

All models that comply with CAL 133 will be labeled accordingly on both the packing slip and the serial number description tag. Additionally, they will contain a label with the following notice:

Notice: This chair is manufactured in compliance with California Technical Bulletin 133 and meets the flammability requirements of the California Bureau of Home Furnishings.

WARNING

This product can expose you to chemicals including (Antimony Oxide), which is known to the State of California to cause cancer. For more information, go to www.P65Warnings.ca.gov/furniture.

ELECTROSTATIC DISCHARGE (ESD) SEATING

NP ESD models are tested to meet the requirements of today's ESD environment with conductive components and fabrics (1% carbon fiber with surface resistivity no greater than 1.3 x 10⁶ ohms/sq.cm when test in accordance with ANSI/ESD STM12.1-2013). ESD chairs are an integral part of an effective ESD system that includes a conductive floor or mat to complete conductive path.

Upholstery

- Conductive cloth or vinyl

Options

- 20" Footring
- Upholstered Back Outer
- 4" Height Adjustable Arms
- T Arms
- Drag Chain

Features

- Polished Aluminum Base

Available Chairs

Available Chairs	Upcharge (List)
5000 Series	\$290
6000 Series	\$290
8000 Series	\$290
AbChair	\$290
Adapta	\$290
Big & Tall	\$290
Cozi	\$290
Cozi Stool	\$290
Cozi 24/7	\$290
Stratus Upholstered	\$290
XSM – Extra Small	\$290

Upcharge added to graded price. Many other options and features available at an added charge. Please refer to page 12 for pricing.

ESD Order Form

Client _____

Contact Name _____

Phone Number _____

Fax Number _____

Email Address _____

City _____

State _____ Zip _____

Purchase Order Number _____

Quantity _____

Model # _____ List Price _____

Send completed form with order to:

Neutral Posture, Inc.
3904 N. Texas Avenue
Bryan, TX 77803
979.778.0502 (Option 2)
800.446.3746
979.778.0408 FAX
orderentry@neutralposture.com

Available Chairs

- 5000 Series
- 6000 Series
- 8000 Series
- AbChair
- Adapta
- Big & Tall (*Arms are fixed*)
- Cozi
- Cozi Stool
- Cozi 24/7
- Icon
- Stratus Upholstered
- XSM – Extra Small

ESD Option – Per Chair

Upcharge

Standard ESD Package (E)

\$290

- Convert to equivalent ESD cylinder
- Convert to aluminum base
- Convert to equivalent ESD casters or glides
- The standard ESD chair is without arms
- ESD wiring & braiding
- Ships fully assembled

Select Additional ESD Options

- | | |
|---|-------|
| <input type="checkbox"/> Add conductivity to Upholstered Back Outer (U)
<i>Only available on Neutral Posture® Series</i> | \$20 |
| <input type="checkbox"/> 4" Adjustable Arms with conductivity | \$240 |
| <input type="checkbox"/> Add conductivity to 20" Chrome Footring (R2) | \$20 |
| <input type="checkbox"/> Drag chain
<i>Includes chain and conductivity</i> | \$30 |

Total ESD up charge per chair \$ _____

Customer's Own Material (COM) Form

Dealer Name _____

Contact Name _____

Address _____

City _____ State _____ Zip _____

Phone Number _____

Fax Number _____

Email Address _____

Client Name _____

Fabric Source (Mill) _____

Fabric Pattern Name _____

Fabric Pattern Number _____

Fabric Color _____

Backer Type (if any) _____

Fabric Orientation

Attach a fabric sample with the correct orientation

TOP

BOTTOM

Send completed form and sample yardage to:

Neutral Posture, Inc.
Attention: Customer Service
3904 N. Texas Avenue
Bryan, Texas 77803
(979) 778-0502 or
customerservice@neutralposture.com

We will make sure material is sent to the correct plant(s) for testing.

Preferred memo sample size is 12" x 12". Additional yardage may be required for testing.

Please make sure fabric has been approved for CAL117 flammability testing. Most industry fabrics have been tested and approved. NP may not use a fabric that has not been approved for CAL117.

NP will notify you of test results.

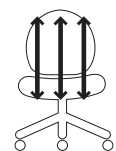
Contact COM Department for pricing/grading. COM yardage may vary, depending on repeat pattern. COM not covered under warranty.

All COM subject to NP testing and approval.

COM form must accompany fabric.

If fabric is a stripe please select the correct orientation:

Horizontal Vertical



Is there a desired top?

Yes _____ No _____

If so please specify.

GSA Contract Overview

GSA CONTRACT

We have had a contract with GSA for over 20 years and they continue to be our most favored customer.

NP is dedicated to helping government agencies meet their facilities and acquisition needs. NP is registered with the System For Award Management (SAM) formerly Central Contractor Registry (CCR) with ORCA certifications, has an assigned cage code of 0UTL8 and is eligible to receive federal contract awards. NP is also recognized as a Woman Owned Small Disadvantaged Business by the U.S. Small Business Administration (SBA).

WOMEN-OWNED SMALL BUSINESS (WOSB) / ECONOMICALLY DISADVANTAGED WOMEN- OWNED SMALL BUSINESS (EDWOSB)

The U. S. Small Business Administration (SBA) issued the Final Rule to amend its regulations governing small business contracting procedures. The SBA has increased the emphasis and awareness of contracting mandates regarding the new 5% spend mandate for WOSB/EDWOSB's similar to those in place for 8a, SDV and HUB Zone businesses.

The SBA has also implemented a Sole Source vehicle for Economically Disadvantaged Women-Owned Small Businesses (EDWOSB). Neutral Posture, a small business manufacturer, received this certification in April of 2016.

Our Packaged Office contract includes many great manufacturing partners and we are willing to team with other manufacturers to support strong GSA Dealers and meet the needs of our customers.

For more information please visit
NeutralPosture.com/WOSB

GSA OVERVIEW

GSA Contract# GS-27F-0014Y

Schedule 71 – Furniture

SIN 71-1	Packaged Office
SIN 71-205	Chairs-Dining Room, Desk, Side, Period Style & Bar Stools
SIN 71-310	Industrial and Institutional Furniture
SIN 711-1	Furniture Systems & Workstation Clusters
SIN 711-11	Tables & Accessories
SIN 711-18	Multipurpose Seating
SIN 711-19	Stacking Chairs & Dollies
SIN 711-2	Worksurfaces, Workstations, Computer Furniture & Accessories
SIN 711-3	Filing and Storage Cabinets, Shelves, Mobile Carts, Dollies, Racks & Accessories
SIN 711-91	Project Management (Furniture Related)
SIN 711-94	Office Design/Layout Services
SIN 711-95	Installation Services
SIN 71-500	Order-level Materials (OLMs)

NAICS CODES

337214	Office Furniture (except wood) Manufacturing
337211	Wood Office Furniture Manufacturing
337127	Institutional Furniture Manufacturing
423210	Furniture Merchant Wholesalers

NP products may be found on GSA Advantage.

AVAILABLE ON GSA

Products available on GSA as of October 2019. For the most current list of products available on GSA contact Customer Service or visit NeutralPosture.com.

SEATING

1000 Series
5000 Series
6000 Series
8000 Series
Adapta
Big & Tall
Balance
Cozi
Cozi 24/7
Cozi Guest
Dice
E-Series
Embrace
Embrace Guest
Equity^{NP}
Facet
Geo
Graphite
Icon
Knomi
NV
Renati
Right Chair
Right Chair Guest
U4ia
U4ia Guest
Ulius
Ulius Guest
XSM – Extra Small

WORKPLACE ACCESSORIES

Anti-fatigue Mats
Boost Monitor Arm
CPU Holders
Forearm Supports
Freedom Arm
Sit/Stand Monitor Arm
StandUp
StandUp A1
StandUp X1 – SUPX136BL
StandUp X1 – SUPX136WL
StandUp X1 – SUPX140BL
StandUp X1 – SUPX140WL
StandUp X1 – SUPX142BL
StandUp X1 – SUPX148BL
StandUp X1 – SUPX1CR36BL
StandUp X1 – SUPX1CR42BL
Tablet Holder

NOT AVAILABLE ON GSA

Products not available on GSA as of October 2019.

SEATING

AbChair
Guardian
NBF074
NBF075
P Arm
TheraGel Memory Foam

WORKPLACE ACCESSORIES

Ascension Arm
SofTouch Keyboard Tray
StandUp X1 – SUPX136B
StandUp X1 – SUPX136W
StandUp X1 – SUPX142B
StandUp X1 – SUPX1CR42B

TERM DATE 6/26/2012 – 6/26/2022

1a. Special Item Numbers Awarded

SIN 711-1	Furniture Systems and Workstation Clusters
SIN 711-11	Tables and Accessories
SIN 711-18	Multipurpose Seating
SIN 711-19	Stacking Chairs and Dollies
SIN 711-95	Installation Services
SIN 711-2	Worksurfaces, Workstations, Computer Furniture and Accessories
SIN 711-3	Filing and Storage Cabinets, Shelves, Mobile Carts, Dollies, Racks & Accessories
SIN 711-91	Project Management (Furniture Related)
SIN 711-94	Office Design/Layout Services
SIN 71-1	Packaged Office
SIN 71-205	Chairs-Dining Room, Desk, Side, Period Style and Bar Stools
SIN 71-500	Order-level Materials (OLMs)

1b. Lowest Priced Item

SIN 71-1	Call Corporate Office	
SIN 71-205	Call Corporate Office	
SIN 711-1	EP3P29 Single Post	\$32.55
SIN 711-11	TBR30X-L1/P1 Round Table	\$337.50
SIN 711-18	NCUGG1 Urethane	\$151.20
SIN 711-19	NSID115 Grade C	\$336.00
SIN 711-2	11 Keyboard Tray	\$65.10
SIN 711-3	SPTRY Pencil Tray	\$5.95
SIN 711-95	Not Applicable	
SIN 71-500	Not Applicable	

1c. Installation Rate — SIN 711-1, 711-3, 711-11

\$51.50 per hour (non-union inclusive IFF)
\$106.25 per hour (union inclusive of IFF)

Project Management Fee — SIN 711-91

Senior Project Manager	\$75 per hour (inclusive IFF)
Project Manager	\$55.58 per hour (inclusive IFF)
Project Coordinator	\$50 per hour (inclusive IFF)

Design/Layout Fee — SIN 711-94

\$65 per hour (inclusive IFF)
\$85 per hour CADD service (inclusive IFF)

2. Maximum Order

SIN 71-1	\$5,000,000
SIN 71-205	\$1,000,000
SIN 711-1	\$500,000
SIN 711-11	\$500,000
SIN 711-18	\$200,000
SIN 711-19	\$200,000
SIN 711-2	\$200,000
SIN 711-3	\$500,000
SIN 711-91	\$150,000
SIN 711-94	\$150,000
SIN 711-95	\$150,000
SIN 71-500	\$0

3. Minimum Order

All SINs \$50

4. Geographic Coverage

CONUS & OCONUS

5. Point of Production

3904 N. Texas Avenue, Bryan, Brazos County, Texas, USA

6. Discount from List Price

Seating/Workplace Accessories

SIN 711-2, 711-18, 711-19, 711-205 — Discount 58%

Systems

SIN 711-1, 711-3, 711-11 — Discount 70%

7. Quantity Discounts

No discount tiers have been negotiated.

8. Prompt Payment Terms

Net 30 Days

9. Government Purchase Cards Accepted

Visa/Master Card

10. Foreign Item
None

10a. Time of Delivery

5 – 90 days after receipt of order

10b. Expedited Delivery

Expedited delivery available. Contact NP Customer Service.

10c. Overnight and 2-day Delivery

Available with an upcharge. Contact NP Customer Service.

12. F.O.B. Points

Destination/CONUS, within the 48 contiguous states and the District of Columbia. Port of embarkation for delivery to Alaska, Hawaii, Puerto Rico, the Virgin Islands and U.S. Government installations overseas.

13. Ordering Address

Neutral Posture, Inc.
attn: Order Entry/ * or dealer
3904 N. Texas Avenue
Bryan, TX 77803
979.778.0502
800.446.3746
fax 979.778.0408
orderentry@neutralposture.com
* Authorized Dealers should be cited on order

14. Payment Address

Neutral Posture, Inc.
3904 N. Texas Avenue
Bryan, TX 77803

15. Warranty Provision

Neutral Posture's commercial warranty applies.

16. Export Packing Charges

Contact NP Customer Service for quote.

17. Terms and Conditions of Government Purchase Card

Government purchase cards will be accepted for purchases at prices shown in this authorized price list (no additional discount offered).

18. Terms and Conditions Of Rental, Maintenance, and Repair

Not applicable

19. Terms and Conditions of Installation

Installation and instruction are available from authorized dealers. Please contact your local NP Dealer for pricing.

20. Terms and Conditions of Repair Parts

Repair parts are offered at the agreed upon discount from the NP repair parts price list in effect at the time the repair parts are ordered.

20a. Terms and Conditions for Any Other Services

GSA has accepted all of our standard terms and conditions as noted on page 6-7.

21. List of Service and Distribution Points

Not applicable

22. List of Dealers

Please contact NP, or visit NeutralPosture.com for the name of your nearest authorized Dealer.

23. Preventive Maintenance

Not offered or applicable

24. Environmental Attributes

Not applicable

25. Other Information

Tax Identification Number (TIN):	74-2983577
DUNS:	61-0339723
Cage Code:	OUTL8
NAICS:	337214

26. SAM

NP is registered in System For Award Management (SAM).

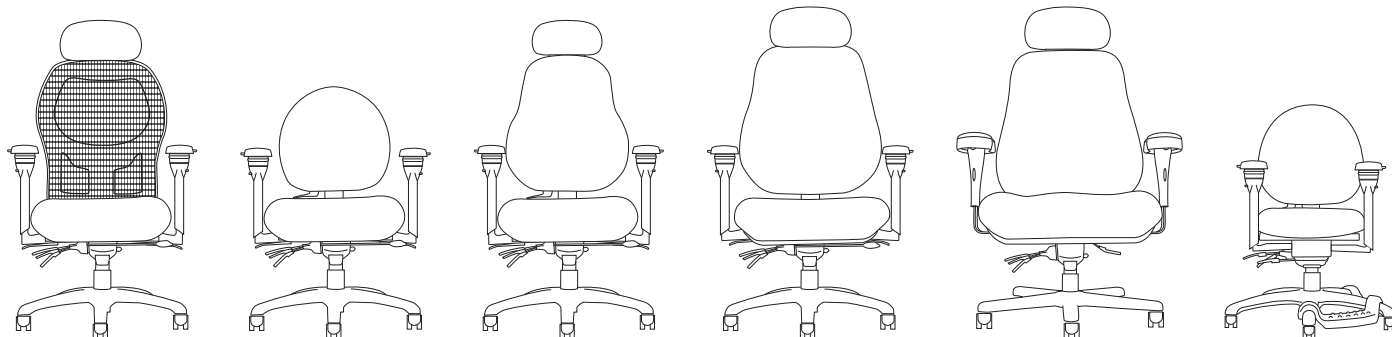
NOTE: It is mandatory that all Government purchase orders be made out to NP only. Local Dealers are not authorized to accept purchase orders, issue invoices or receive payment of Government funds for these items without serious violation of this Federal Supply Schedule Contract.

HIGH PERFORMANCE SEATING

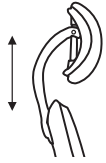
Neutral Posture's high performance chairs are truly at the top of the line in the industry when it comes to comfort. The chairs offer up to 15 adjustments ensuring that the chair will fit every inch of your body just right. Our high performance chairs are made to fit anyone and everyone, with our Neutral Posture Series chairs fitting anyone within the 5th percentile female to the 95th percentile male and the XSM and the Big and Tall fitting anyone outside that

range. These chairs are also well known for their weight dispersing abilities. Weight dispersion presents a much more comfortable seat by spreading out the weight of your body, lowering the pressure by 50%. The high performance seating is engineered as a tool to empower those who use it. The high performance seating can be used for long periods of time promoting productivity and are just as comfy at the end of the day as they were at the beginning.

HIGH PERFORMANCE SEATING



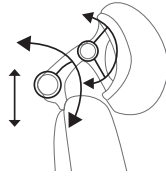
HEADREST OPTIONS



HE HEADREST

Black Vinyl

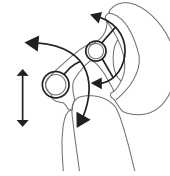
- For mesh back*
- Height



H4 DUAL PIVOT

Matching Upholstery

- Height
- Depth
- 2 Pivot Points



H5 DUAL PIVOT

Black Faux Leather

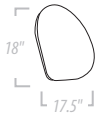
- Height
- Depth
- 2 Pivot Points

BACK OPTIONS



1 BACK

- Not height adjustable
- Mesh back
- Independent lumbar adjustment
- Easily converts to an upholstered back with optional sleeve



5 BACK

- Height adjustable
- Mid back with minimal lateral contour
- Excellent lower back support with inflatable lumbar
- Small profile
- Good choice for tight areas



6 BACK

- Height adjustable
- High back with minimal lateral contour
- Excellent upper & lower back support with inflatable lumbar
- Tallest, widest backrest
- Good choice for larger users



8 BACK

- Height adjustable
- High back with moderate lateral contour
- Excellent upper & lower back support with inflatable lumbar
- Excellent choice for all applications

SEAT OPTIONS



5 SEAT

Medium Seat, Minimal Contour


- 3" thick foam eliminates "bottoming out"
- Fits widest range of population



8 SEAT

Large Seat, Minimal Contour

- Large dimension accommodates larger users
- 3" thick foam eliminates "bottoming out"



6 SEAT

Medium Seat, Moderate Contour

- Contoured seat design minimizes seated pressure
- 3" thick foam eliminates "bottoming out"
- Arm post notches reduce armrest width by 2"



9 SEAT

Large Seat, Deep Contour

- Largest contoured seat
- Designed for larger users & to support forward tilt (i.e. neutral posture)
- Maximizes surface contact to disperse seated pressure

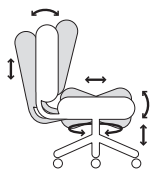


7 SEAT

Medium Seat, Deep Contour

- Most contoured seat design
- Designed to support forward tilt (i.e. neutral posture)
- Maximizes surface contact to disperse seated pressure

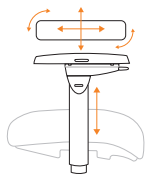
CHAIR MECHANISM



0 MULTI-FUNCTION

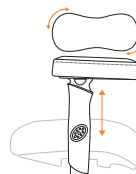
- Center pivot
- Swivel 360°
- Pneumatic seat height
- Back height
(not available on 1000 Series)
- Seat angle
- Seat tension
- Independent back angle
- Forward tilt-stop
- Seat slider

ARM OPTIONS



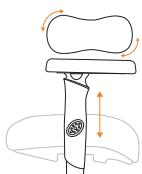
0 ARM 5-way 360°

- Height, width, depth & pivot adjustable
- 24 positive-lock angle positions in 360° range
- Arm pads slide in & out for additional width adjustment
- Arm pads slide back & forth allowing closest access to work



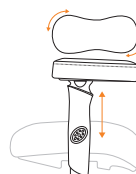
6 ARM Oversized Black Vinyl Arm Pads

- Height, width & pivot adjustable
- Oversized, padded arm pads provide large, extra soft surface
- 22 positive-lock angle positions in 360° range
- 180° rotation alternates long/short end positioning for access to work



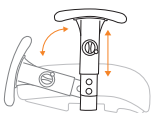
3 ARM 360° Swivel w/Oversized Urethane

- Height, width & pivot adjustable
- Oversized arm pads provide large, soft surface
- 22 positive-lock angle positions in 360° range
- 180° rotation alternates long/short end positioning for access to work



7 ARM Oversized Fabric/Leather Arm Pads

- Height, width & pivot adjustable
- Oversized, padded arm pads provide large, extra soft surface
- 22 positive-lock angle positions in 360° range
- 180° rotation alternates long/short end positioning for access to work



4 ARM Swing

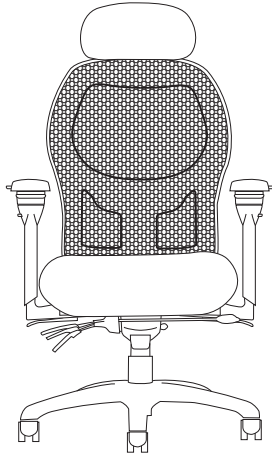
- Unique design swings arm down & out of the way
- Height, width & swing-down adjustable
- Excellent for multi-user applications where not all want armrests



P ARM 360° Swivel

- Height, width & pivot adjustable
- 22 positive-lock angle positions in 360° range
- 180° rotation alternates long/short end positioning for access to work

1000 Series



NPS1500-H5

Features

- Up to 14 active adjustments
- Mesh back
- Independent lumbar
- Generous foam for optimal comfort
- Convert mesh back to upholstered w/optional sleeve
- 2 headrest options

Standard Features

- 5-way 360° Arms
- Carpet Casters
- 26" Black Base
- 5" Cylinder
- Seat Slider

Need it Now? 5-day Quick Ship

Only standard features are available as Quick Ship unless otherwise noted.


QUICK SHIP ARMS

- 0 5-way 360°
- 5 No Arms

QUICK SHIP FABRICS

For available quick ship fabrics see page 8.

Step 1 — Model Number

Series Code	Back	Select a Seat	Select an Arm	Mech
NPS Neutral Posture Series	1 Mesh Back	5 Medium Seat, Minimal Contour 6 Medium Seat, Moderate Contour 7 Medium Seat, Deep Contour 8 Large Seat, Minimal Contour	0 5-way 360° \$0 3 360° w/Oversized Urethane \$75 4 Swing \$155 5 No Arms (\$140) 6 360° w/Oversized Black Vinyl \$225 7 360° w/Oversized Fabric/Leather \$265 P 360° Swivel \$0	0 Multi-function \$0 
NPS	1	5	0	0



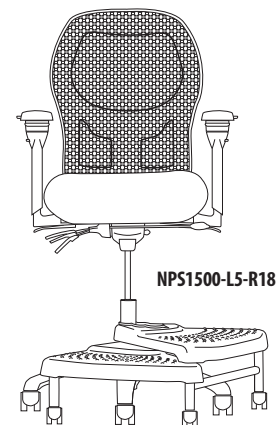
NPS1500	NPS1600	NPS1700	NPS1800
\$1,238	\$1,305	\$1,316	\$1,316
\$1,298	\$1,365	\$1,376	\$1,376
\$1,358	\$1,425	\$1,436	\$1,436
\$1,428	\$1,495	\$1,506	\$1,506
\$1,498	\$1,565	\$1,576	\$1,576
\$1,578	\$1,645	\$1,656	\$1,656
\$1,658	\$1,725	\$1,736	\$1,736
\$1,748	\$1,815	\$1,826	\$1,826
\$1,838	\$1,905	\$1,916	\$1,916

40 x 26 x 26	40 x 26 x 26	40 x 26 x 26	40 x 26 x 26
56 lbs	56 lbs	61 lbs	61 lbs
21	23	23	23
17.5 – 22.5	17.5 – 22.5	17.5 – 22.5	18.25 – 23.25
15.5 – 18	16 – 18.5	16 – 18.5	18 – 20.5
F3° – R11°	F9° – R6°	F10° – R3°	F5° – R7°
19	19	19	19
21	21	21	21
95° – 114°	100° – 126°	103° – 123°	102° – 109°
3	3	3	3
7 – 11	7 – 11	7 – 11	6.5 – 10.5
15.75 – 22.25	15.75 – 22.25	18 – 22.25	18 – 22.25
26	26	26	26
1 yd	1 yd	1 yd	1 yd
28 x 26 x 24	28 x 26 x 24	28 x 26 x 24	28 x 26 x 24
66 lbs	66 lbs	71 lbs	71 lbs
KD	KD	KD	KD

All measurements are nominal and shown in inches. Specs may differ for stools.

- Grade 1
- Grade 2
- Grade 3
- Grade 4
- Grade 5
- Grade 6
- Grade 7
- Grade 8
- Grade 9

- Chair (H x W x D)
- Chair Weight
- Seat Width
- Seat Height
- Seat Depth
- Seat Angle
- Back Width
- Back Height
- Back Angle
- Lumbar Range
- Arm Height
- Arm Width
- Base Diameter
- COM Yardage
- Shipping Box (L x W x H)
- Shipping Weight
- Shipping Method



Step 2 — Add option codes after model number NPS1500 - __ - __

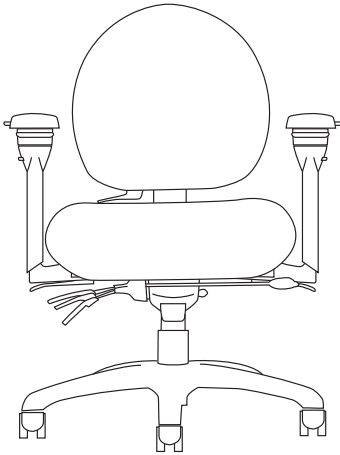
General		Casters/Glides	
CR	Cleanroom to Class 100	C1	Hard Floor
CX	Coccyx Cutout <i>Cloud 9, Revive, Top Shelf & M Plus</i>	C2	Glides
F	Fring® Footrest <i>Only available on (B0) base</i>	C3	Occupied Braking
N	N-dulgent® Memory Foam	C4	Unoccupied Braking
N2	TheraGel™ Memory Foam	C8	Chrome Carpet
		C9	Chrome Hard Floor
Back Sleeve – Back of sleeve made w/Spacer		Bases	
S1	Grade 1	B6	26" Polished Aluminum <i>Recommended with (L1)</i>
S2	Grade 2	B8	27" Brushed Aluminum <i>Recommended with (L1)</i>
S3	Grade 3	B12	28" Black
S4	Grade 4		
S5	Grade 5		
S6	Grade 6		
S7	Grade 7		
S8	Grade 8		
S9	Grade 9		
		Continuous Shift Warranty	
		IU	Continuous-shift warranty

Chair Cylinders		Headrests	
L1	3" Cylinder	HE	Height Adjustable <i>Black vinyl</i>
L13	7" Dual Stage	H5	Dual Pivot <i>Black faux leather</i>
L14	10" Dual Stage		
Connexion® Arm		Connexion® Arm Attachments	
Z1	Connexion Arm <i>Only available on (5) & (6) seat</i>	A1	Tablet Holder <i>Requires (Z1) Connexion Arm</i>

Stool Options

Stool Cylinders		Footrings – for stool cylinders only	
L4	8" Cylinder	R1	18" Black Plastic
L5	10" Cylinder	R2	20" Chrome
L7	7" Cylinder		
NeXtep® – for stool cylinders only			
R8	8" w/Casters		
R10	10" w/Casters		
R18	8"/10" w/Casters		
RW8	Wide 8" w/Casters		
RW10	Wide 10" w/Casters		
Also available w/glides.			
For additional stool options see page 110.			

5000 Series



NPS5500

Features

- Up to 12 active adjustments
- Mid back & contoured seat designs
- Passive weight dispersion design
- Generous foam for optimal comfort
- Inflatable lumbar

Standard Features

- 5-way 360° Arms
- Carpet Casters
- 26" Black Base
- 5" Cylinder
- Seat Slider

Need it Now? 5-day Quick Ship

Only standard features are available as Quick Ship unless otherwise noted.


QUICK SHIP ARMS

- 0 5-way 360°
- 5 No Arms

QUICK SHIP FABRICS

For available Quick Ship fabrics see page 8.

Step 1 — Model Number

Series Code	Back	Select a Seat	Select an Arm	Mech
NPS Neutral Posture Series	5 Mid Back	5 Medium Seat, Minimal Contour 6 Medium Seat, Moderate Contour 7 Medium Seat, Deep Contour 8 Large Seat, Minimal Contour 9 Large Seat, Deep Contour	0 5-way 360° \$0 3 360° w/Oversized Urethane \$75 4 Swing \$155 5 No Arms (\$140) 6 360° w/Oversized Black Vinyl \$225 7 360° w/Oversized Fabric/Leather \$265 P 360° Swivel \$0	0 Multi-function \$0 
NPS	5	5	0	0



NPS5500	NPS5600	NPS5700	NPS5800	NPS5900
\$1,284	\$1,352	\$1,362	\$1,362	\$1,399
\$1,344	\$1,412	\$1,422	\$1,422	\$1,459
\$1,404	\$1,472	\$1,482	\$1,482	\$1,519
\$1,474	\$1,542	\$1,552	\$1,552	\$1,589
\$1,544	\$1,612	\$1,622	\$1,622	\$1,659
\$1,624	\$1,692	\$1,702	\$1,702	\$1,739
\$1,704	\$1,772	\$1,782	\$1,782	\$1,819
\$1,794	\$1,862	\$1,872	\$1,872	\$1,909
\$1,884	\$1,952	\$1,962	\$1,962	\$1,999

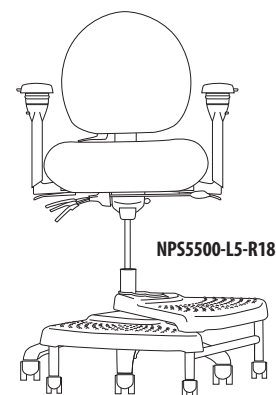
36 x 26 x 26	36 x 26 x 26	36 x 26 x 26	36 x 26 x 26	36 x 26 x 26
52.5 lbs	52.5 lbs	57 lbs	57 lbs	57 lbs
21	23	23	23	25
17.5 – 22.5	17.5 – 22.5	17.5 – 22.5	18.25 – 23.5	17.5 – 22.5
15.5 – 18	16 – 18.5	16 – 18.5	18 – 20.5	19 – 21.5
F3° – R11°	F9° – R6°	F10° – R3°	F5° – R7°	F8° – R6°
17.5	17.5	17.5	17.5	17.5
17 – 21	17 – 21	16 – 20	17 – 21	16 – 20
102° – 122°	107° – 122°	107° – 124°	108° – 128°	102° – 118°
4	4	4	4	4
7 – 11	7 – 11	7 – 11	6.5 – 10.5	6.5 – 10.5
15.75 – 22.25	15.75 – 22.25	18 – 22.25	18 – 22.25	18.5 – 22.25
26	26	26	26	26
2 yd	2 yd	2 yd	2 yd	2 yd
28 x 26 x 24	28 x 26 x 24	28 x 26 x 24	28 x 26 x 24	28 x 26 x 24
62.5 lbs	62.5 lbs	67 lbs	67 lbs	67 lbs
KD	KD	KD	KD	FA

All measurements are nominal and shown in inches. Specs may differ for stools.

- Grade 1
- Grade 2
- Grade 3
- Grade 4
- Grade 5
- Grade 6
- Grade 7
- Grade 8
- Grade 9

- Chair (H x W x D)
- Chair Weight
- Seat Width
- Seat Height
- Seat Depth
- Seat Angle
- Back Width
- Back Height
- Back Angle
- Lumbar Range
- Arm Height
- Arm Width
- Base Diameter
- COM Yardage
- Shipping Box (L x W x H)
- Shipping Weight
- Shipping Method

Upholstered Back Outer		
U1	Grade 1	\$120
U2	Grade 2	\$140
U3	Grade 3	\$160
U4	Grade 4	\$180
U5	Grade 5	\$200
U6	Grade 6	\$220
U7	Grade 7	\$240
U8	Grade 8	\$260
U9	Grade 9	\$280



Step 2 — Add option codes after model number NPS5500 - __ - __

Continuous Shift Warranty		Casters/Glides	
IU	Continuous-shift warranty	C1	Hard Floor
	\$290	C2	Glides
General		C3	Occupied Braking
A	Thoracic Support	C4	Unoccupied Braking
	\$80	C8	Chrome Carpet
CR	Cleanroom to Class 100	C9	Chrome Hard Floor
	\$120		\$100
CX	Coccyx Cutout	Bases	
	\$215	B6	26" Polished Aluminum
	<i>Cloud 9, Revive, Top Shelf & M Plus</i>		\$140
D1	No Inflatable Lumbar	B8	27" Brushed Aluminum
	(\$50)		\$140
E	ESD*	B12	28" Black
	\$290		\$110
F	Fring® Footrest		
	\$50		
	<i>Only available on (B0) base</i>		
N	N-dulgent® Memory Foam		
	\$125		
N2	TheraGel™ Memory Foam		
	\$150		

Chair Cylinders	
L1	3" Cylinder
	\$0
L13	7" Dual Stage
	\$55
L14	10" Dual Stage
	\$55
Connexion® Arm	
Z1	Connexion Arm
	\$350
	<i>Only available on (5) & (6) seat</i>
Connexion® Arm Attachments	
A1	Tablet Holder
	\$149
	<i>Requires (Z1) Connexion Arm</i>

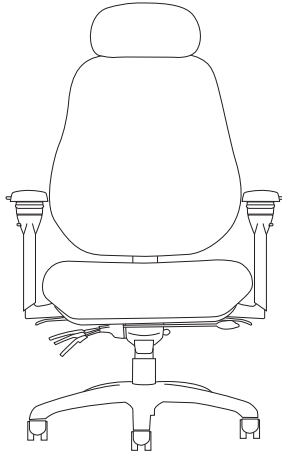
Stool Options

Stool Cylinders	
L4	8" Cylinder
	\$55
L5	10" Cylinder
	\$55
L7	7" Cylinder
	\$55
Footrings for stool cylinders only	
R1	18" Black Plastic
	\$60
R2	20" Chrome
	\$80
NeXtep® for stool cylinders only	
R8	8" w/Casters
	\$185
R10	10" w/Casters
	\$185
R18	8"/10" w/Casters
	\$295
RW8	Wide 8" w/Casters
	\$295
RW10	Wide 10" w/Casters
	\$295

Also available w/glides.

For additional stool options see page 110.

6000 Series



NPS6800-H4

Features

- Up to 15 active adjustments
- High back & contoured seat designs
- Passive weight dispersion design
- Generous foam for optimal comfort
- Inflatable lumbar
- Optional headrest

Standard Features

- 5-way 360° Arms
- Carpet Casters
- 26" Black Base
- 5" Cylinder
- Seat Slider

Need it Now? 5-day Quick Ship

Only standard features are available as Quick Ship unless otherwise noted.


QUICK SHIP ARMS

- 0 5-way 360°
5 No Arms

QUICK SHIP FABRICS

For available Quick Ship fabrics see page 8.

Step 1 — Model Number

Series Code	Back	Select a Seat	Select an Arm	Mech
NPS Neutral Posture Series	6 High Back	5 Medium Seat, Minimal Contour 6 Medium Seat, Moderate Contour 7 Medium Seat, Deep Contour 8 Large Seat, Minimal Contour 9 Large Seat, Deep Contour	0 5-way 360° \$0 3 360° w/Oversized Urethane \$75 4 Swing \$155 5 No Arms (\$140) 6 360° w/Oversized Black Vinyl \$225 7 360° w/Oversized Fabric/Leather \$265 P 360° Swivel \$0	0 Multi-function \$0 
NPS	6	8	0	0



NPS6500	NPS6600	NPS6700	NPS6800	NPS6900
\$1,472	\$1,539	\$1,550	\$1,550	\$1,586
\$1,532	\$1,599	\$1,610	\$1,610	\$1,646
\$1,592	\$1,659	\$1,670	\$1,670	\$1,706
\$1,662	\$1,729	\$1,740	\$1,740	\$1,776
\$1,732	\$1,799	\$1,810	\$1,810	\$1,846
\$1,812	\$1,879	\$1,890	\$1,890	\$1,926
\$1,892	\$1,959	\$1,970	\$1,970	\$2,006
\$1,982	\$2,049	\$2,060	\$2,060	\$2,096
\$2,072	\$2,139	\$2,150	\$2,150	\$2,186

42 x 26 x 26	42 x 26 x 26	42 x 26 x 26	42 x 26 x 26	42 x 26 x 26
63 lbs	63 lbs	67.5 lbs	67.5 lbs	67.5 lbs
21	23	23	23	25
17.5 – 22.5	17.5 – 22.5	17.5 – 22.5	18.25 – 23.25	17.5 – 22.5
15 – 17.5	15 – 17.5	16 – 18.5	18 – 20.5	19.5 – 22
F3° – R11°	F9° – R6°	F10° – R3°	F5° – R7°	F8° – R6°
22.5	22.5	22.5	22.5	22.5
21.5 – 25.5	21.5 – 25.5	22 – 26	22.5 – 26.5	22 – 26
97° – 112°	98° – 113°	97° – 113°	99° – 114°	99° – 115°
4	4	4	4	4
7 – 11	7 – 11	7 – 11	6.5 – 10.5	6.5 – 10.5
15.75 – 22.25	15.75 – 22.25	18 – 22.25	18 – 22.25	18.5 – 22.25
26	26	26	26	26
2.5 yd	2.5 yd	2.5 yd	2.5 yd	2.5 yd
28 x 26 x 24	28 x 26 x 24	28 x 26 x 24	28 x 26 x 24	37 x 30 x 52
73 lbs	73 lbs	77.5 lbs	77.5 lbs	77.5 lbs
KD	KD	KD	KD	FA

- Grade 1
- Grade 2
- Grade 3
- Grade 4
- Grade 5
- Grade 6
- Grade 7
- Grade 8
- Grade 9

Upholstered Back Outer		
U1	Grade 1	\$120
U2	Grade 2	\$140
U3	Grade 3	\$160
U4	Grade 4	\$180
U5	Grade 5	\$200
U6	Grade 6	\$220
U7	Grade 7	\$240
U8	Grade 8	\$260
U9	Grade 9	\$280

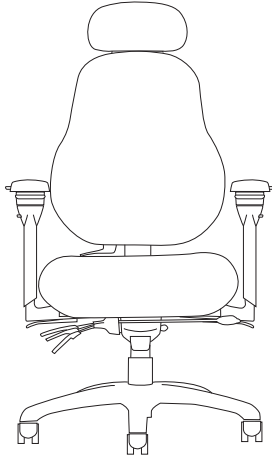
- Chair (H x W x D)
- Chair Weight
- Seat Width
- Seat Height
- Seat Depth
- Seat Angle
- Back Width
- Back Height
- Back Angle
- Lumbar Range
- Arm Height
- Arm Width
- Base Diameter
- COM Yardage
- Shipping Box (L x W x H)
- Shipping Weight
- Shipping Method

All measurements are nominal and shown in inches.

Step 2 — Add option codes after model number NPS6800 - _ - _

Continuous Shift Warranty	Finishes	Casters/Glides	Cylinders
IU Continuous-shift warranty \$290	PT Pillow Top \$860 <i>Only available on (8) seat; Only in Canter, Ultraleather™ or leather</i>	C1 Hard Floor \$25	L1 3" Cylinder \$0
General	SL Stitched Leather \$350 <i>Not available on (7) & (9) seat; Only in Ultraleather™ or leather</i>	C2 Glides \$25	L13 7" Dual Stage \$55
A Thoracic Support \$80		C3 Occupied Braking \$185	L14 10" Dual Stage \$55
CR Cleanroom to Class 100 \$120		C4 Unoccupied Braking \$60	Headrest
CX Coccyx Cutout \$215 <i>Cloud 9, Revive, Top Shelf & M Plus</i>		C8 Chrome Carpet \$90	H4 Dual Pivot \$280 <i>Matching upholstery</i>
E ESD* \$290		C9 Chrome Hard Floor \$100	Connexion® Arm
F Fring® Footrest \$50 <i>Only available on (B0) base</i>		Bases	Z1 Connexion Arm \$350 <i>Only available on (5) & (6) seat</i>
N N-dulgent® Memory Foam \$125		B6 26" Polished Aluminum \$140 <i>Recommended with (L1)</i>	Connexion® Arm Attachments
N2 TheraGel™ Memory Foam \$150		B8 27" Brushed Aluminum \$140 <i>Recommended with (L1)</i>	A1 Tablet Holder \$149 <i>Requires (Z1) Connexion Arm</i>
		B12 28" Black \$110	

8000 Series



NPS8500-H4

Features

- Up to 15 active adjustments
- High back & contoured seat designs
- Passive weight dispersion design
- Generous foam for optimal comfort
- Inflatable lumbar
- Optional headrest

Standard Features

- 5-way 360° Arms
- Carpet Casters
- 26" Black Base
- 5" Cylinder
- Seat Slider

Need it Now? 5-day Quick Ship

Only standard features are available as Quick Ship unless otherwise noted.


QUICK SHIP ARMS

- 0 5-way 360°
- 5 No Arms

QUICK SHIP FABRICS

For available Quick Ship fabrics see page 8.

Step 1 — Model Number

Series Code	Back	Select a Seat	Select an Arm	Mech
NPS Neutral Posture Series	8 High Back	5 Medium Seat, Minimal Contour 6 Medium Seat, Moderate Contour 7 Medium Seat, Deep Contour 8 Large Seat, Minimal Contour 9 Large Seat, Deep Contour	0 5-way 360° \$0 3 360° w/Oversized Urethane \$75 4 Swing \$155 5 No Arms (\$140) 6 360° w/Oversized Black Vinyl \$225 7 360° w/Oversized Fabric/Leather \$265 P 360° Swivel \$0	0 Multi-function \$0 
NPS	8	5	0	0

Extra Tall				
NPS8500	NPS8600	NPS8700	NPS8800	NPS8900
\$1,420	\$1,487	\$1,498	\$1,498	\$1,534
\$1,480	\$1,547	\$1,558	\$1,558	\$1,594
\$1,540	\$1,607	\$1,618	\$1,618	\$1,654
\$1,610	\$1,677	\$1,688	\$1,688	\$1,724
\$1,680	\$1,747	\$1,758	\$1,758	\$1,794
\$1,760	\$1,827	\$1,838	\$1,838	\$1,874
\$1,840	\$1,907	\$1,918	\$1,918	\$1,954
\$1,930	\$1,997	\$2,008	\$2,008	\$2,044
\$2,020	\$2,087	\$2,098	\$2,098	\$2,134

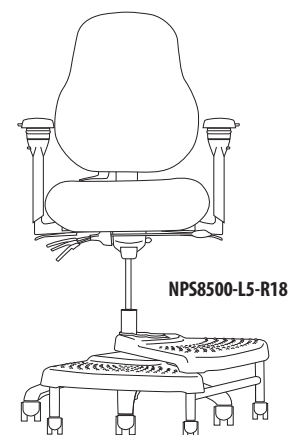
40 x 26 x 26	40 x 26 x 26	40 x 26 x 26	40 x 26 x 26	40 x 26 x 26
59.5 lbs	61 lbs	65 lbs	65 lbs	65 lbs
21	23	23	23	25
17.5 – 22.5	17.5 – 22.5	17.5 – 22.5	18.25 – 23.25	17.5 – 22.5
15.5 – 18	16 – 18.5	16 – 18.5	18 – 20.5	19 – 21.5
F3° – R11°	F9° – R6°	F10° – R3°	F5° – R7°	F8° – R6°
19.5	19.5	19.5	19.5	19.5
21.5 – 25.5	22 – 26	22 – 26	22.5 – 26.5	22 – 26
100° – 119°	100° – 115°	100° – 115°	100° – 121°	100° – 116°
4	4	4	4	4
7 – 11	7 – 11	7 – 11	6.5 – 10.5	6.5 – 10.5
15.75 – 22.25	15.75 – 22.25	18 – 22.25	18 – 22.25	18.5 – 22.25
26	26	26	26	26
2 yd	2 yd	2 yd	2 yd	2 yd
28 x 26 x 24	28 x 26 x 24	28 x 26 x 24	28 x 26 x 24	37 x 30 x 52
69.5 lbs	71 lbs	75 lbs	75 lbs	75 lbs
KD	KD	KD	KD	FA

All measurements are nominal and shown in inches. Specs may differ for stools.

- Grade 1
- Grade 2
- Grade 3
- Grade 4
- Grade 5
- Grade 6
- Grade 7
- Grade 8
- Grade 9

- Chair (H x W x D)
- Chair Weight
- Seat Width
- Seat Height
- Seat Depth
- Seat Angle
- Back Width
- Back Height
- Back Angle
- Lumbar Range
- Arm Height
- Arm Width
- Base Diameter
- COM Yardage
- Shipping Box (L x W x H)
- Shipping Weight
- Shipping Method

Upholstered Back Outer		
U1	Grade 1	\$120
U2	Grade 2	\$140
U3	Grade 3	\$160
U4	Grade 4	\$180
U5	Grade 5	\$200
U6	Grade 6	\$220
U7	Grade 7	\$240
U8	Grade 8	\$260
U9	Grade 9	\$280



Step 2 — Add option codes after model number NPS8500 - __ - __

Continuous Shift Warranty

IU Continuous-shift warranty \$290

General

A Thoracic Support \$80

CR Cleanroom to Class 100 \$120

CX Coccyx Cutout \$215

Cloud 9, Revive, Top Shelf & M Plus

D1 No Inflatable Lumbar (\$50)

E ESD* \$290

F Fring® Footrest \$50

Only available on (B0) base

N N-dulgent® Memory Foam \$125

N2 TheraGel™ Memory Foam \$150

Finishes

SL Stitched Leather \$350

*Not available on (7) or (9) seat;
Only in Ultraleather™ or leather*

Casters/Glides

C1 Hard Floor \$25

C2 Glides \$25

C3 Occupied Braking \$185

C4 Unoccupied Braking \$60

C8 Chrome Carpet \$90

C9 Chrome Hard Floor \$100

Bases

B6 26" Polished Aluminum \$140

Recommended with (L1)

B8 27" Brushed Aluminum \$140

Recommended with (L1)

B12 28" Black \$110

Cylinders

L1 3" Cylinder \$0

L13 7" Dual Stage \$55

L14 10" Dual Stage \$55

Headrest

H4 Dual Pivot \$280

Matching upholstery

Connexion® Arm

Z1 Connexion Arm \$350

Only available on (5) & (6) seat

Connexion® Arm Attachments

A1 Tablet Holder \$149

Requires (Z1) Connexion Arm

Stool Options

Stool Cylinders

L4 8" Cylinder \$55

L5 10" Cylinder \$55

L7 7" Cylinder \$55

Footrings for stool cylinders only

R1 18" Black Plastic \$60

R2 20" Chrome \$80

NeXtep® for stool cylinders only

R8 8" w/Casters \$185

R10 10" w/Casters \$185

R18 8"/10" w/Casters \$295

RW8 Wide 8" w/Casters \$295

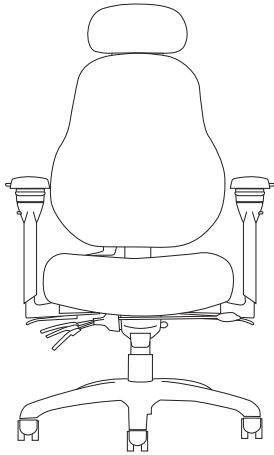
RW10 Wide 10" w/Casters \$295

Also available w/glides.

For additional stool options see page 110.

8000 Series

Tall & Skinny



NPS8200-H4


Features

- Up to 15 active adjustments
- High back & extra deep seat
- Passive weight dispersion design
- Generous foam for optimal comfort
- Inflatable lumbar
- Optional headrest

Standard Features

- 5-way 360° Arms
- Carpet Casters
- 28" Intensive Use Black Base
- 5" Cylinder
- Seat Slider

Step 1 — Model Number

Series Code	Back	Select a Seat	Select an Arm	Mech
NPS Neutral Posture Series	8 High Back	2 Extra Deep Seat <i>Minimal Contour</i>	0 5-way 360° \$0 3 360° w/Oversized Urethane \$75 4 Swing \$155 5 No Arms (\$140) 6 360° w/Oversized Black Vinyl \$225 7 360° w/Oversized Fabric/Leather \$265 P 360° Swivel \$0	0 Multi-function 
NPS	8	2	0	0



NPS8200

\$1,648	Grade 1
\$1,708	Grade 2
\$1,768	Grade 3
\$1,838	Grade 4
\$1,908	Grade 5
\$1,988	Grade 6
\$2,068	Grade 7
\$2,158	Grade 8
\$2,248	Grade 9

Upholstered Back Outer		
U1	Grade 1	\$120
U2	Grade 2	\$140
U3	Grade 3	\$160
U4	Grade 4	\$180
U5	Grade 5	\$200
U6	Grade 6	\$220
U7	Grade 7	\$240
U8	Grade 8	\$260
U9	Grade 9	\$280

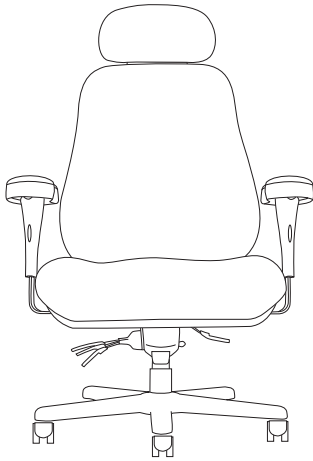
43 x 28 x 28	Chair (H x W x D)
57 lbs	Chair Weight
20	Seat Width
18.75 – 23.75	Seat Height
20.5 – 23	Seat Depth
F7° – R8°	Seat Angle
19.5	Back Width
21.5 – 25.5	Back Height
100° – 119°	Back Angle
4	Lumbar Range
7 – 11	Arm Height
15.75 – 22.25	Arm Width
28	Base Diameter
2 yd	COM Yardage
28 x 26 x 24	Shipping Box (L x W x H)
67 lbs	Shipping Weight
KD	Shipping Method

All measurements are nominal and shown in inches.

Step 2 — Add option codes after model number NPS8200 - _ - _

General		Casters/Glides		Cylinders		Headrest					
A	Thoracic Support	\$80	C1	Hard Floor	\$25	L1	3" Cylinder	\$0	H4	Dual Pivot	\$280
CR	Cleanroom to Class 100	\$120	C2	Glides	\$25	L7	7" Cylinder	\$55		Matching upholstery	
D1	No Inflatable Lumbar	(\$50)				L13	7" Dual Stage	\$55			
N	N-dulgent® Memory Foam	\$125									
N2	TheraGel™ Memory Foam	\$150									

Big & Tall



BTC10100-H4



BTC16800
Extra Tall

Features

- Up to 11 active adjustments
- High back & contoured seat designs
- 24/7 Continuous-shift 5-year warranty only available on upholstery with a double rub rating of over 1,000,000
- Available in both regular & junior sizes
- Supports users up to 500 lbs and/or 7 ft tall
- Inflatable lumbar
- Optional headrest
- Optional leather pillow top

Standard Features

- Oversized Padded Arms
- Carpet Casters
- 28" Intensive Use Black Base
- 5" Cylinder
- Seat Slider

Need it Now? 5-day Quick Ship

Only standard features are available as Quick Ship unless otherwise noted.


QUICK SHIP ARMS

- 0 Oversized Padded
- 1 Urethane Arm Pads

QUICK SHIP FABRICS

For available Quick Ship fabrics see page 8.

Step 1 — Model Number

Series Code	Select a Back	Select a Seat	Select an Arm	Mech
BTC Big & Tall	16 High Back 10 Extra Large Back	1 Extra Large Seat, Minimal Contour 8 Large Seat, Minimal Contour 9 Large Seat, Deep Contour	0 Oversized Padded \$0 1 Urethane Arm Pads (\$50)	0 Multi-function 
BTC	10	1	0	0



Regular	Junior (Extra Tall)	
BTC10100	BTC16800	BTC16900
\$2,236	\$2,236	\$2,272
\$2,296	\$2,296	\$2,332
\$2,356	\$2,356	\$2,392
\$2,426	\$2,426	\$2,462
\$2,496	\$2,496	\$2,532
\$2,576	\$2,576	\$2,612
\$2,656	\$2,656	\$2,692
\$2,746	\$2,746	\$2,782
\$2,836	\$2,836	\$2,872

42 x 35 x 28	41 x 31 x 28	41 x 31 x 28
85 lbs	76 lbs	76 lbs
27	23	25
20 – 25	19 – 24	19 – 24
20 – 22	19 – 21	20 – 22
F1° – R7.5°	F4° – R12°	F1° – R9°
24	22.5	22.5
22 – 26	22 – 26	24 – 28
96° – 118°	95° – 112°	97° – 115°
4	4	4
7 – 10	7 – 10	7 – 10
24	21	24
28	28	28
2.5 yd	2.5 yd	2.5 yd
37 x 30 x 52	37 x 30 x 52	37 x 30 x 52
105 lbs	96 lbs	96 lbs
FA	FA	FA

All measurements are nominal and shown in inches.

- Grade 1
- Grade 2
- Grade 3
- Grade 4
- Grade 5
- Grade 6
- Grade 7
- Grade 8
- Grade 9

- Chair (H x W x D)
- Chair Weight
- Seat Width
- Seat Height
- Seat Depth
- Seat Angle
- Back Width
- Back Height
- Back Angle
- Lumbar Range
- Arm Height
- Arm Width
- Base Diameter
- COM Yardage
- Shipping Box (L x W x H)
- Shipping Weight
- Shipping Method

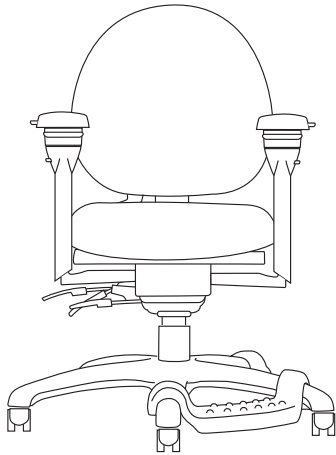
Upholstered Back Outer		
U1	Grade 1	\$120
U2	Grade 2	\$140
U3	Grade 3	\$160
U4	Grade 4	\$180
U5	Grade 5	\$200
U6	Grade 6	\$220
U7	Grade 7	\$240
U8	Grade 8	\$260
U9	Grade 9	\$280

Step 2 — Add option codes after model number BTC10100 - _ - _

General	Finishes	Bases	Headrest
A Thoracic Support \$80	PT Pillow Top \$1,000	B9 28" Chrome \$160	H4 Dual Pivot \$280
CR Cleanroom to Class 100 \$120	<i>Only available on (1) & (8) seat; only in Canter, Ultraleather™ or leather</i>		<i>Matching upholstery</i>
CX Coccyx Cutout \$215			
<i>Cloud 9, Revive, Top Shelf & M Plus</i>			
E ESD* \$290			
<i>Arms are fixed when ESD added</i>			
J Upholstered Arm Pad \$65			
<i>Only available on (0) arm</i>			
N N-dulgent® Memory Foam \$125			
N2 TheraGel™ Memory Foam \$150			
	Casters/Glides	Cylinders	
	C1 Hard Floor \$25	L1 3" Cylinder \$0	
	C2 Glides \$25		

* Contact Customer Service – customerservice@neutralposture.com

XSM™
Extra Small



XSM5300-F

Features

- Up to 15 active adjustments
- Petite seat
- Mesh back, mid back or high back
- Passive weight dispersion design
- Generous foam for optimal comfort
- Inflatable lumbar on 5 & 8 back
- Optional headrest available on 1 & 8 back

Standard Features

- 5-way 360° Arms
- Carpet Casters
- 26" Black Base
- 5" Cylinder
- Seat Slider

Need it Now? 5-day Quick Ship

Only standard features are available as Quick Ship unless otherwise noted.


QUICK SHIP ARMS

- 0 5-way 360°
- 5 No Arms

QUICK SHIP FABRICS

For available Quick Ship fabrics see page 8.

Step 1 — Model Number

Series Code	Select a Back	Select a Seat	Select an Arm	Mech
XSM Extra Small Series	<ul style="list-style-type: none"> 1 Mesh Back 5 Mid Back 8 High Back 	<ul style="list-style-type: none"> 3 Petite Seat, Minimal Contour 	<ul style="list-style-type: none"> 0 5-way 360° \$0 3 360° w/Oversized Urethane \$75 5 No Arms (\$140) 6 360° w/Oversized Black Vinyl \$225 7 360° w/Oversized Fabric/Leather \$265 P 360° Swivel \$0 	<ul style="list-style-type: none"> 0 Multi-function 
XSM	5	3	0	0



XSM1300



XSM5300



XSM8300

\$1,305	\$1,352	\$1,487
\$1,365	\$1,412	\$1,547
\$1,425	\$1,472	\$1,607
\$1,495	\$1,542	\$1,677
\$1,565	\$1,612	\$1,747
\$1,645	\$1,692	\$1,827
\$1,725	\$1,772	\$1,907
\$1,815	\$1,862	\$1,997
\$1,905	\$1,952	\$2,087

- Grade 1**
- Grade 2**
- Grade 3**
- Grade 4**
- Grade 5**
- Grade 6**
- Grade 7**
- Grade 8**
- Grade 9**

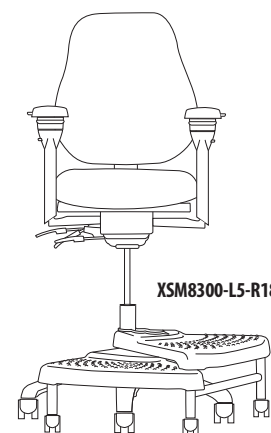
39.75 x 26 x 26	35.5 x 26 x 26	40.25 x 26 x 26
52.5 lbs	52 lbs	54.5 lbs
17	17	17
15.75 – 20.75	15.75 – 20.75	15.75 – 20.75
15.5 – 18	15.5 – 18	15.5 – 18
F4° – R11°	F4° – R11°	F6° – R12°
19	17.5	19.5
23	18 – 22	23 – 27
95° – 115°	105° – 121°	95° – 111°
3	4	4
7 – 11	7 – 11	7 – 11
13.5 – 18.25	13.5 – 18.25	13.5 – 18.25
26	26	26
1 yd	2 yd	2 yd
28 x 26 x 24	28 x 26 x 24	28 x 26 x 24
62.5 lbs	62 lbs	64.5 lbs
KD	KD	KD

- Chair (H x W x D)
- Chair Weight
- Seat Width
- Seat Height
- Seat Depth
- Seat Angle
- Back Width
- Back Height
- Back Angle
- Lumbar Range
- Arm Height
- Arm Width
- Base Diameter
- COM Yardage
- Shipping Box (L x W x H)
- Shipping Weight
- Shipping Method

All measurements are nominal and shown in inches. Specs may differ for stools.

Upholstered Back Outer		
U1	Grade 1	\$120
U2	Grade 2	\$140
U3	Grade 3	\$160
U4	Grade 4	\$180
U5	Grade 5	\$200
U6	Grade 6	\$220
U7	Grade 7	\$240
U8	Grade 8	\$260
U9	Grade 9	\$280

Only available on (5) or (8) back



XSM8300-L5-R18

Step 2 — Add option codes after model number XSM5300 - _ - _

General		Back Sleeve – Back of sleeve made w/Spacer	
A	Thoracic Support <i>Not available on (1) back</i>	\$80	
CR	Cleanroom to Class 100	\$120	
CX	Coccyx Cutout <i>Cloud 9, Revive, Top Shelf & M Plus</i>	\$215	
D1	No Inflatable Lumbar	(\$50)	
E	ESD*	\$290	
F	Fring® Footrest <i>Only available on (B0) base</i>	\$50	
N	N-dulgent® Memory Foam	\$125	
N2	TheraGel™ Memory Foam	\$150	
Only available on (1) back			
Headrests		Chair Cylinders	
HE	Height Adjustable <i>Black vinyl – (1) back only</i>	\$60	
H4	Dual Pivot <i>Matching upholstery – (8) back only</i>	\$280	
H5	Dual Pivot <i>Black faux leather – (1) back only</i>	\$280	
S1	Grade 1	\$110	
S2	Grade 2	\$160	
S3	Grade 3	\$200	
S4	Grade 4	\$240	
S5	Grade 5	\$280	
S6	Grade 6	\$330	
S7	Grade 7	\$380	
S8	Grade 8	\$430	
S9	Grade 9	\$480	
L1	3" Cylinder	\$0	
L13	7" Dual Stage	\$55	
L14	10" Dual Stage	\$55	

Casters/Glides		Stool Cylinders	
C1	Hard Floor	\$25	
C2	Glides	\$25	
C3	Occupied Braking	\$185	
C4	Unoccupied Braking	\$60	
C8	Chrome Carpet	\$90	
C9	Chrome Hard Floor	\$100	
Bases		Footrings – for stool cylinders only	
B6	26" Polished Aluminum <i>Recommended with (L1)</i>	\$140	
B8	27" Brushed Aluminum <i>Recommended with (L1)</i>	\$140	
B12	28" Black	\$110	
L4	8" Cylinder	\$55	
L5	10" Cylinder	\$55	
L7	7" Cylinder	\$55	
R1	18" Black Plastic	\$60	
R2	20" Chrome	\$80	
NeXtep® – for stool cylinders only			
R8	8" w/Casters	\$185	
R10	10" w/Casters	\$185	
R18	8"/10" w/Casters	\$295	
RW8	Wide 8" w/Casters	\$295	
RW10	Wide 10" w/Casters	\$295	

Stool Options

Also available w/glides.


For additional stool options see page 110.

* Contact Customer Service – customerservice@neutralposture.com

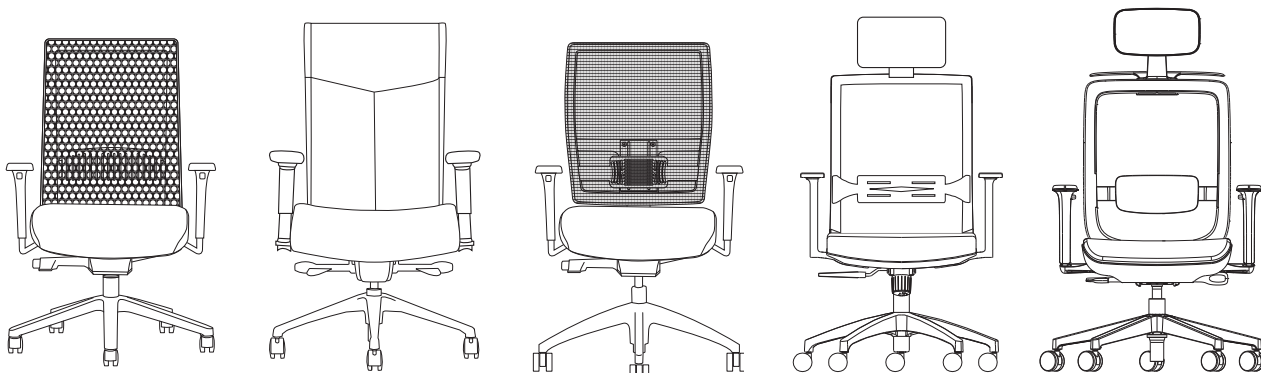
TASK/CONFERENCE SEATING

Neutral Posture's task/conference seating offers a wide range of styles, features and options to address any application needs. The task/conference seating was designed with elegance and engineered with functionality and health promoting benefits in mind. The task/conference seating is also a very broad category, providing anything from highly ergonomic chairs for personal use to stools and guest chairs for shorter periods of seated time and unique tasks. The multitude of specialty armrests and fabric types available will ensure that you have the chair needed to complete the task at hand and

look good while doing it. In our task/conference seating we have many different families of chairs, allowing you to fill your space with multi-functional chairs having a common theme and look. We offer many of our task/conference chairs in mesh making the chair more breathable for comfort, as well as providing a customizable sleeve that you can slide over the mesh back for an upholstered look and feel. Whether you are in the market to find an ergonomic chair to boost comfort and productivity or a family of chairs to spice up the office, our task/conference seating has the exact chair to fit your wants and needs.

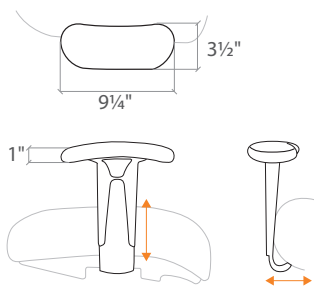


TASK/CONFERENCE SEATING



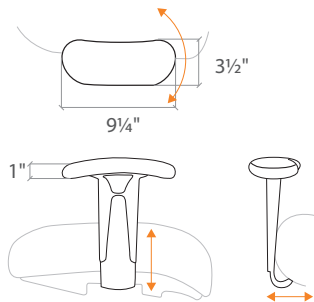
Arm Options

Standard Arms



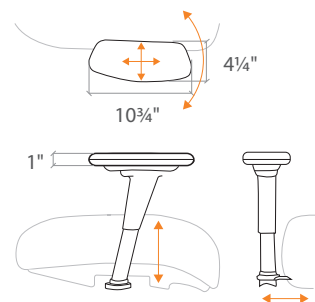
0 4" ADJUSTABLE

Arm Height	7.0 – 11.0
Arm Width	17.5 – 21.5
Arm Pivot	fixed
Weight	7 lbs



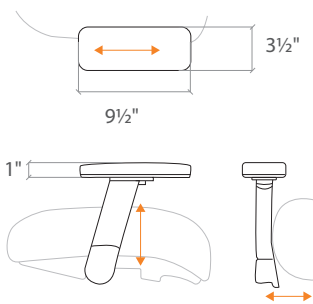
1 4" ADJ. W/PIVOT

Arm Height	7.0 – 11.0
Arm Width	17.5 – 21.5
Arm Pivot	25° range
Weight	7 lbs



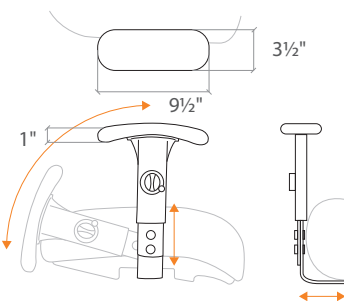
2 LATERAL SLIDING

Arm Height	7.0 – 11.0
Arm Width	17.5 – 21.5
Arm Pivot	30° range
Weight	7 lbs



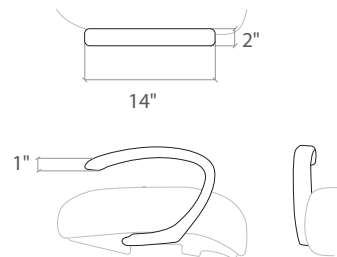
3 3" ADJUSTABLE

Arm Height	7.5 – 11.0
Arm Width	18.0 – 24.0
Arm Pivot	fixed
Weight	6 lbs



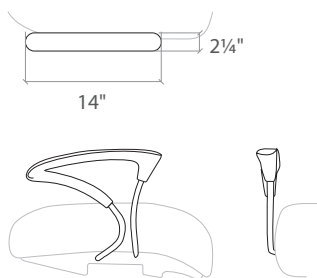
4 SWING

Arm Height	7.0 – 10.0
Arm Width	17.75 – 22.0
Arm Pivot	fixed
Weight	7 lbs



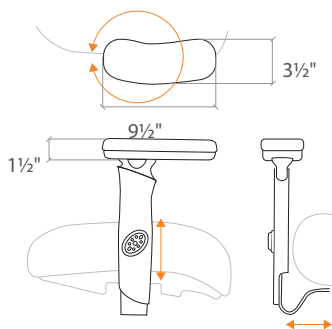
6 C LOOP

Arm Height	7.5
Arm Width	22.5
Arm Pivot	fixed
Weight	5 lbs



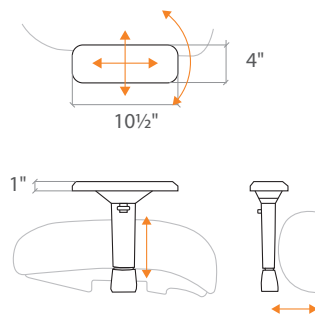
7 CHROME LOOP

Arm Height	7.5
Arm Width	22.25
Arm Pivot	fixed
Weight	5 lbs



8 360° NP

Arm Height	7.0 – 11.0
Arm Width	18 – 22
Arm Pivot	360° range
Weight	7 lbs

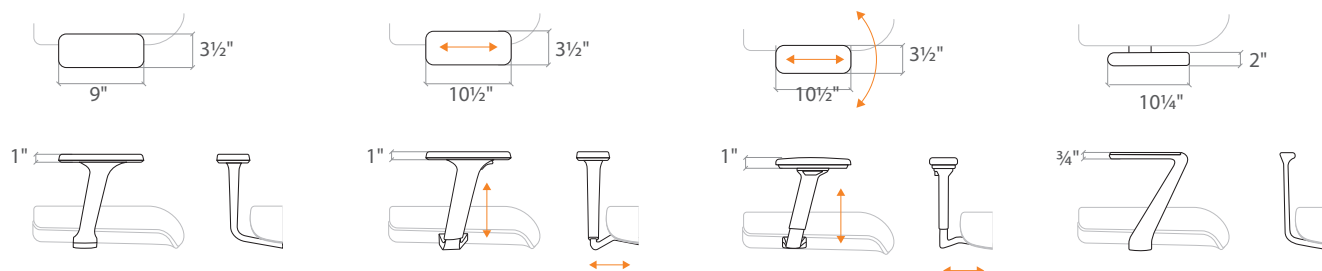


9 5-WAY ADJUSTABLE

Arm Height	7.0 – 10.0
Arm Width	16.5 – 23.5
Arm Pivot	15° range
Weight	6 lbs

Arm Options

Knomi and Ulius Arms



0 FIXED

Arm Height	7
Arm Width	19.75
Arm Pivot	fixed
Weight	4 lbs

3 3D

Arm Height	6 – 9
Arm Width	18 – 20.5
Arm Pivot	fixed
Weight	4 lbs

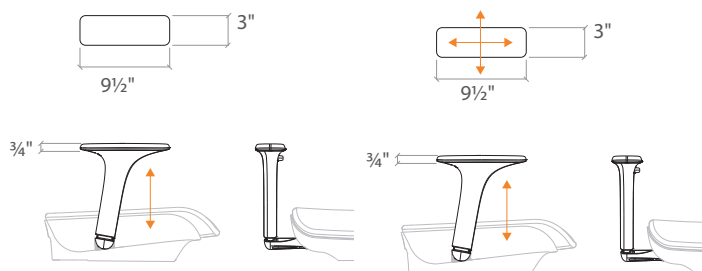
4 4D

Arm Height	6 – 9
Arm Width	18 – 20.5
Arm Pivot	30° range
Weight	4 lbs

7 CHROME LOOP

Arm Height	9
Arm Width	20.5
Arm Pivot	fixed
Weight	6 lbs

Icon Arms



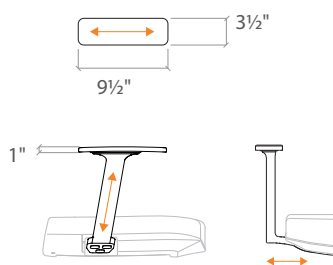
0 1D

Arm Height	7 – 10.5
Arm Width	19.5
Arm Pivot	fixed
Weight	4.5 lbs

3 3D

Arm Height	7 – 10.5
Arm Width	18.0 – 20.0
Arm Pivot	fixed
Weight	4.5 lbs

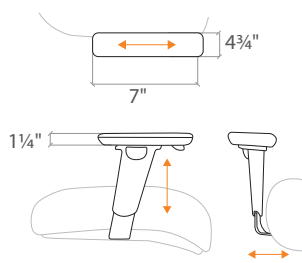
Renati Arms



0 ADJUSTABLE

Arm Height	7.0 – 11.0
Arm Width	18.5 – 19.5
Arm Pivot	fixed
Weight	4 lbs

Balance Arms



1 FORWARD SLIDING GELTHANE

Arm Height	7 – 10
Arm Width	19 – 23
Arm Pivot	fixed
Weight	4.5 lbs

All measurements are nominal and shown in inches.

CHAIR MECHANISMS



0 KNEE-TILT

- Swivel 360°
- Pneumatic seat height
- Seat tilt tension
- Back to seat tilt, 1:1
- Rock or lock recline

Available on

Balance
Embrace

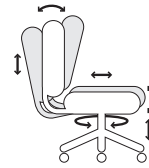


2 SYNCHRO

- Swivel 360°
- Pneumatic seat height
- Seat tilt tension
- Back angle
- Seat angle
- Back to seat tilt, 2:1
- Anti-kick tilt-lock
- Optional seat slider

Available on

Balance
Cozi
NV
Right Chair
U4ia



3 WEIGHT SENSITIVE

- Swivel 360°
- Pneumatic seat height
- Seat tilt tension
- Back angle
- Seat angle
- Back to seat tilt, 2:1
- Anti-kick tilt-lock
- Seat slider

Available on

Icon



4 TILT-SWIVEL

- Swivel 360°
- Pneumatic seat height
- Seat tilt tension
- Back to seat tilt, 1:1

Available on

Embrace
Renati

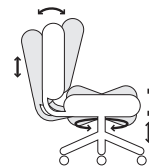


6 MULTI-TILT

- Swivel 360°
- Pneumatic seat height
- Independent back angle
- Independent seat angle
- Seat tilt tension
- Infinite adjust forward tilt-stop
- Optional seat slider

Available on

Cozi
E-Series
Right Chair



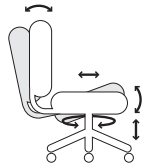
8 MULTI-TILT

- Swivel 360°
- Pneumatic seat height
- Independent back angle
- Independent seat angle
- Seat tilt tension
- Infinite adjust forward tilt-stop
- Seat slider

Available on

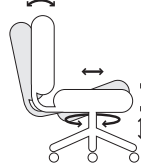
Cozi 24/7

CHAIR MECHANISMS (Ulius & Knomi)



2 SYNCHRO

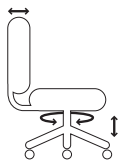
- Swivel 360°
- Pneumatic seat height
- Quick adjust seat tilt tension
- Back angle
- Seat angle
- Back to seat tilt, 2:1
- Adjustable anti-kick tilt-lock
- Seat slider



3 WEIGHT SENSITIVE

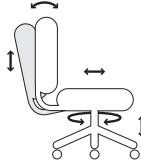
- Swivel 360°
- Pneumatic seat height
- Weight activated seat tilt tension
- Back angle
- Seat angle
- Back to seat tilt, 2:1
- Adjustable anti-kick tilt-lock
- Seat slider

STOOL MECHANISMS



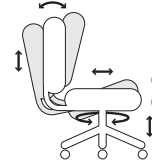
1 BASIC

- Swivel 360°
- Pneumatic seat height
- Back depth



8 STANDARD

- Swivel 360°
- Pneumatic seat height
- Seat slider
- Independent back angle



9 DELUXE-TILT

- Swivel 360°
- Pneumatic seat height
- Seat slider
- Seat angle
- Independent back angle

Available on

Cozi Stool
Right Chair Stool
U4ia Stool

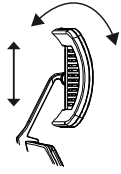
Available on

Cozi Stool
Right Chair Stool
U4ia Stool

Available on

Cozi Stool
Right Chair Stool
U4ia Stool

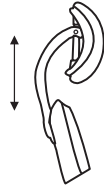
Headrest Options



H HEADREST
Matching Upholstery

- Height
- Angle

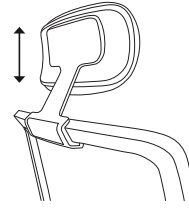
Available on
Renati



HE SYNCHRO
Black Vinyl

- Height

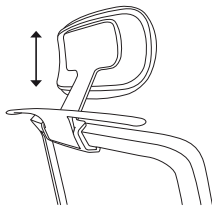
Available on
Right Chair
Right Chair Stool



H1 HEADREST
Matching Upholstery

- Height

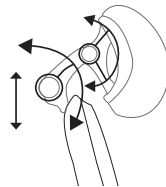
Available on
Icon



H2 HEADREST W/COAT HANGER
Matching Upholstery

- Height
- Built-in coat hanger

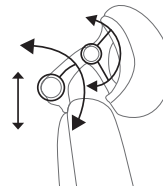
Available on
Icon



H5 DUAL PIVOT
Black Faux Leather

- Height
- Depth
- 2 pivot points

Available on
Right Chair
Right Chair Stool



H6 DUAL PIVOT
Matching Upholstery

- Height
- Depth
- 2 pivot points

Available on
Cozi
Cozi 24/7
Cozi Stool

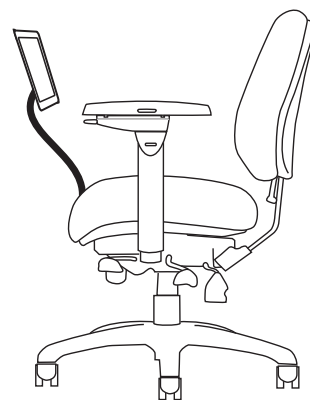
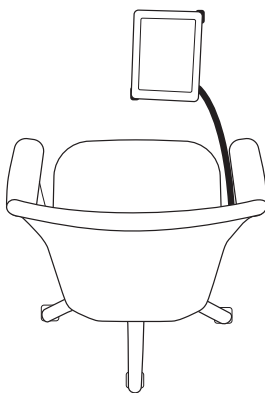
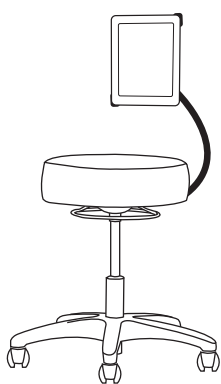


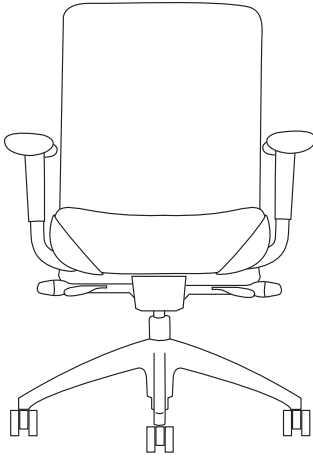
CONNEXION® ARM

THE ONLY GENUINE ERGONOMIC SOLUTION FOR THOSE WHO WORK INTENSELY WITH THEIR TABLET

FEATURES

- Quickly and easily position your tablet where it's comfortable for you
- Holds your tablet so you don't have to
- Eliminates awkward postures and helps reduce upper body fatigue
- Engineered for ease of use
- Can be used while sitting or standing
- 3 mounting options, left, right or both





BAL5312




Features

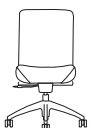
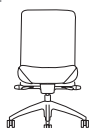
- Up to 11 active adjustments
- Mesh or upholstered back
- Passive weight dispersion design
- Generous foam for optimal comfort

Standard Options

- No Arms
- Carpet Casters
- 26" High Crown Black Base
- 5" Cylinder

Step 1 — Model Number

Series Code	Back	Seat	Select an Arm	Select a Mech																		
BAL Balance	5 High Back	3 Large Seat	<table border="0"> <tr> <td>1</td> <td>Forward Sliding Gelthane Pad</td> <td>\$205</td> </tr> <tr> <td>5</td> <td>No Arms</td> <td>\$0</td> </tr> <tr> <td>6</td> <td>C Loop</td> <td>\$75</td> </tr> <tr> <td>7</td> <td>Chrome Loop</td> <td>\$75</td> </tr> </table>	1	Forward Sliding Gelthane Pad	\$205	5	No Arms	\$0	6	C Loop	\$75	7	Chrome Loop	\$75	<table border="0"> <tr> <td>0</td> <td>Knee-tilt</td> <td></td> </tr> <tr> <td>2</td> <td>Synchro</td> <td></td> </tr> </table>	0	Knee-tilt		2	Synchro	
1	Forward Sliding Gelthane Pad	\$205																				
5	No Arms	\$0																				
6	C Loop	\$75																				
7	Chrome Loop	\$75																				
0	Knee-tilt																					
2	Synchro																					
BAL	5	3	1	2																		

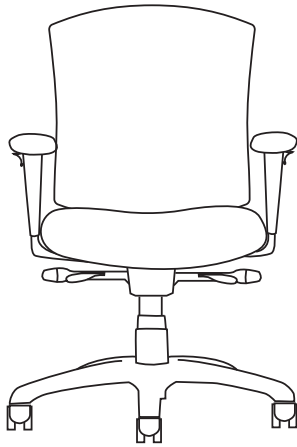
Knee-tilt	Synchro
	
BAL5350	BAL5352
\$1,014	\$1,092
\$1,074	\$1,152
\$1,134	\$1,212
\$1,204	\$1,282
\$1,274	\$1,352
\$1,354	\$1,432
\$1,434	\$1,512
\$1,524	\$1,602
\$1,614	\$1,692

38 x 26 x 26	39 x 26 x 26	Chair (H x W x D)
48.5 lbs	39 lbs	Chair Weight
22	22	Seat Width
16.5 – 21.5	16.5 – 21.5	Seat Height
17.5	16.5 – 19.5	Seat Depth (OPTIONAL)
F6° – R15°	F5° – R12°	Seat Angle
18.5	18.5	Back Width
22	22	Back Height
105° – 125°	102° – 125°	Back Angle
N/A	N/A	Lumbar Range
26	26	Base Diameter
2 yd	2 yd	COM Yardage
26 x 22 x 34	26 x 22 x 34	Shipping Box (L x W x H)
58.5 lbs	49 lbs	Shipping Weight
KD	KD	Shipping Method

All measurements are nominal and shown in inches.
All upholstery subject to Neutral Posture approval.

Step 2 — Add option codes after model number BAL5312-__-__

General		Finishes		Bases		Casters/Glides					
N	N-dulgent® Memory Foam <i>Seat only</i>	\$75	U2	Mesh Back	\$0	B0	26" Black	\$0	C1	Hard Floor	\$25
N2	TheraGel™ Memory Foam <i>Seat only</i>	\$90				B6	26" Polished Aluminum	\$140	C2	Glides	\$25
S	Seat Slider <i>Only available on (2) mech</i>	\$75				B15	26" High Crown Polished Aluminum	\$55	C8	Chrome Carpet	\$90
									C9	Chrome Hard Floor	\$100



COZ5602

Task/Conference

Features


- Up to 13 active adjustments
- Standard with upholstered back outer
- Passive weight dispersion design
- Generous foam for optimal comfort
- Optional headrest

Standard Features

- No Arms
- Carpet Casters
- 26" Black Base
- 5" Cylinder

Guardian®

The Guardian is an NIJ Level II compliant bullet resistant vest that will provide protection against regular powered 9mm handguns, up to .357 Magnums. The vest fits over the back of the chair and is easily removable.



Need it Now? 5-day Quick Ship

Only standard features are available as Quick Ship unless otherwise noted.



QUICK SHIP ARMS









- 3 3" Adjustable Arms
- 5 No Arms
- 9 5-way Adjustable Arms

QUICK SHIP FABRICS

For available Quick Ship fabrics see page 8.

Step 1 — Model Number

Series Code	Select a Back	Select a Seat	Select an Arm	Select a Mech
COZ Cozi	<ul style="list-style-type: none"> 5 Mid Back 6 High Back 	<ul style="list-style-type: none"> 6 Medium Seat 7 Large Seat 	<ul style="list-style-type: none"> 0 4" Adjustable \$125 1 4" Adjustable w/Pivot \$150 2 Lateral Sliding \$140 3 3" Adjustable \$75 4 Swing \$295 5 No Arms \$0 6 C Loop \$75 7 Chrome Loop \$75 9 5-way Adjustable \$150 	<ul style="list-style-type: none"> 2 Synchro  6 Multi-tilt 
COZ	5	6	3	6

Synchro				Multi-tilt				
								
COZ5652	COZ5752	COZ6652	COZ6752	COZ5656	COZ5756	COZ6656	COZ6756	
\$811	\$862	\$913	\$964	\$887	\$938	\$989	\$1,040	Grade 1
\$871	\$922	\$973	\$1,024	\$947	\$998	\$1,049	\$1,100	Grade 2
\$931	\$982	\$1,033	\$1,084	\$1,007	\$1,058	\$1,109	\$1,160	Grade 3
\$1,001	\$1,052	\$1,103	\$1,154	\$1,077	\$1,128	\$1,179	\$1,230	Grade 4
\$1,071	\$1,122	\$1,173	\$1,224	\$1,147	\$1,198	\$1,249	\$1,300	Grade 5
\$1,151	\$1,202	\$1,253	\$1,304	\$1,227	\$1,278	\$1,329	\$1,380	Grade 6
\$1,231	\$1,282	\$1,333	\$1,384	\$1,307	\$1,358	\$1,409	\$1,460	Grade 7
\$1,321	\$1,372	\$1,423	\$1,474	\$1,397	\$1,448	\$1,499	\$1,550	Grade 8
\$1,411	\$1,462	\$1,513	\$1,564	\$1,487	\$1,538	\$1,589	\$1,640	Grade 9
39 x 26 x 26	39 x 26 x 26	43.5 x 26 x 26	43.5 x 26 x 26	39 x 26 x 26	39 x 26 x 26	43.5 x 26 x 26	43.5 x 26 x 26	Chair (H x W x D)
47 lbs	47 lbs	47 lbs	47 lbs	51 lbs	51 lbs	51 lbs	51 lbs	Chair Weight
19.5	22	19.5	22	19.5	22	19.5	22	Seat Width
16.5 – 21.5	16.5 – 21.5	16.5 – 21.5	16.5 – 21.5	16.5 – 21.5	16.5 – 21.5	16.5 – 21.5	16.5 – 21.5	Seat Height
16.5 – 19.5	16.5 – 19.5	16.5 – 19.5	16.5 – 19.5	16.5 – 19	16.5 – 19	16.5 – 19	16.5 – 19	Seat Depth (OPTIONAL)
F6° – R13°	F6° – R13°	F6° – R13°	F6° – R13°	F6° – R16°	F8° – R18°	F6° – R16°	F8° – R18°	Seat Angle
19	19	19	19	19	19	19	19	Back Width
21 – 24	21 – 24	26 – 29	26 – 29	22 – 25	22 – 25	24 – 27	24 – 27	Back Height
107° – 128°	107° – 128°	107° – 128°	107° – 128°	102° – 122°	102° – 122°	103° – 120°	103° – 120°	Back Angle
3	3	3	3	3	3	3	3	Lumbar Range
26	26	26	26	26	26	26	26	Base Diameter
2 yd	2 yd	2 yd	2 yd	2 yd	2 yd	2 yd	2 yd	COM Yardage
36 x 26 x 19	36 x 26 x 19	36 x 26 x 19	36 x 26 x 19	36 x 26 x 19	36 x 26 x 19	36 x 26 x 19	36 x 26 x 19	Shipping Box (L x W x H)
57 lbs	57 lbs	57 lbs	57 lbs	61 lbs	61 lbs	61 lbs	61 lbs	Shipping Weight
KD	KD	KD	KD	KD	KD	KD	KD	Shipping Method

All measurements are nominal and shown in inches.

Step 2 — Add option codes after model number COZ5636 - _ - _

General	Casters/Glides	Cylinders	Connexion® Arm
CR Cleanroom to Class 100 \$120	C1 Hard Floor \$25	L1 3" Cylinder \$0	Z1 Connexion Arm \$350 <i>Not available with (6) & (7) arm</i>
D2 Adjustable Lumbar Support \$100	C2 Glides \$25	L13 7" Dual Stage \$55	
E ESD* \$290	C3 Occupied Braking \$185	L14 10" Dual Stage \$55	
F Fring® Footrest \$50	C4 Unoccupied Braking \$60		
<i>Only available on (B0) base</i>			
J Upholstered Arm Pad \$65	Bases	Headrest	Connexion® Arm Attachments
<i>Only available on (2) arm</i>	B6 26" Polished Aluminum \$140	H6 Dual Pivot \$280	A1 Tablet Holder \$149 <i>Requires (Z1) Connexion Arm</i>
N N-dulgent® Memory Foam \$125	B7 26" Black Aluminum \$100	<i>Matching upholstery</i>	
N2 TheraGel™ Memory Foam \$150	B8 27" Brushed Aluminum \$140		Guardian – Bullet Resistant Vest
S Seat Slider \$75			G Guardian \$1,960 <i>Center or Ballistic Only</i>



COZ5638-L5-R8

Task/Conference

Features


- Up to 13 active adjustments
- Standard with upholstered back outer
- Passive weight dispersion design
- Generous foam for optimal comfort
- Optional headrest

Standard Features

- No Arms
- Carpet Casters
- 26" Black Base
- 8" Cylinder

Guardian®

The Guardian is an NIJ Level II compliant bullet resistant vest that will provide protection against regular powered 9mm handguns, up to .357 Magnums. The vest fits over the back of the chair and is easily removable.



Need it Now? 5-day Quick Ship

Only standard features are available as Quick Ship unless otherwise noted.

QUICK SHIP ARMS







- 3 3" Adjustable Arms
- 5 No Arms
- 9 5-way Adjustable Arms

QUICK SHIP FABRICS

For available Quick Ship fabrics see page 8

Step 1 — Model Number

Series Code	Back	Select a Seat	Select an Arm	Select a Mech
COZ Cozi	5 Mid Back	6 Medium Seat 7 Large Seat	0 4" Adjustable \$125 1 4" Adjustable w/Pivot \$150 2 Lateral Sliding \$140 3 3" Adjustable \$75 4 Swing \$295 5 No Arms \$0 6 C Loop \$75 7 Chrome Loop \$75 9 5-way Adjustable \$150	1 Basic 8 Standard 9 Deluxe-tilt
COZ	5	6	3	8

Basic		Standard		Deluxe-tilt	
					
COZ5651	COZ5751	COZ5658	COZ5758	COZ5659	COZ5759
\$826	\$877	\$847	\$898	\$867	\$918
\$886	\$937	\$907	\$958	\$927	\$978
\$946	\$997	\$967	\$1,018	\$987	\$1,038
\$1,016	\$1,067	\$1,037	\$1,088	\$1,057	\$1,108
\$1,086	\$1,137	\$1,107	\$1,158	\$1,127	\$1,178
\$1,166	\$1,217	\$1,187	\$1,238	\$1,207	\$1,258
\$1,246	\$1,297	\$1,267	\$1,318	\$1,287	\$1,338
\$1,336	\$1,387	\$1,357	\$1,408	\$1,377	\$1,428
\$1,426	\$1,477	\$1,447	\$1,498	\$1,467	\$1,518
43 x 26 x 26	43 x 26 x 26	43.5 x 26 x 26	43.5 x 26 x 26	43.5 x 26 x 26	43.5 x 26 x 26
34 lbs	34 lbs	46 lbs	46 lbs	46 lbs	46 lbs
19.5	22	19.5	22	19.5	22
20.5 – 28.5	20.5 – 28.5	22 – 30	22 – 30	22 – 30	22 – 30
16.5 – 18.5	16.5 – 18.5	16.5 – 19	16.5 – 19	16.5 – 19	16.5 – 19
R4°	R4°	R3°	R3°	R4°	R4°
19	19	19	19	19	19
21.5 – 24	21.5 – 24	22 – 25	22 – 25	22 – 25	22 – 25
103°	103°	95° – 102°	95° – 102°	97° – 105°	97° – 105°
3	3	3	3	3	3
26	26	26	26	26	26
2 yd	2 yd	2 yd	2 yd	2 yd	2 yd
36 x 26 x 19	36 x 26 x 19	36 x 26 x 19	36 x 26 x 19	36 x 26 x 19	36 x 26 x 19
44 lbs	44 lbs	56 lbs	56 lbs	56 lbs	56 lbs
KD	KD	KD	KD	KD	KD

- Grade 1
- Grade 2
- Grade 3
- Grade 4
- Grade 5
- Grade 6
- Grade 7
- Grade 8
- Grade 9

- Chair (H x W x D)
- Chair Weight
- Seat Width
- Seat Height
- Seat Depth (OPTIONAL)
- Seat Angle
- Back Width
- Back Height
- Back Angle
- Lumbar Range
- Base Diameter
- COM Yardage
- Shipping Box (L x W x H)
- Shipping Weight
- Shipping Method

All measurements are nominal and shown in inches.

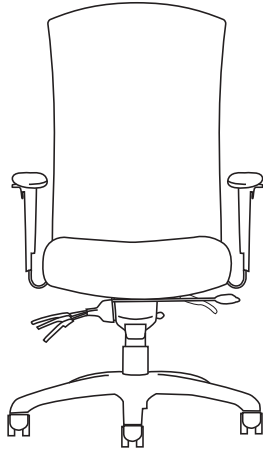
Step 2 — Add option codes after model number COZ5638 - _ - _

General CR Cleanroom to Class 100 \$120 D2 Adjustable Lumbar Support \$100 E ESD* \$290 J Upholstered Arm Pad \$65 <i>Only available on (2) arm</i> N N-dulgent® Memory Foam \$125 N2 TheraGel™ Memory Foam \$150 Casters/Glides C1 Hard Floor \$25 C2 Glides \$25 C3 Occupied Braking \$185 C4 Unoccupied Braking \$60	Bases B6 26" Polished Aluminum \$140 B7 26" Black Aluminum \$100 Chair Cylinders L1 3" Cylinder \$0 L3 5" Cylinder \$0 L13 7" Dual Stage \$0 L14 10" Dual Stage \$0 Headrest H6 Dual Pivot \$280 <i>Matching upholstery</i>	Connexion® Arm Z1 Connexion Arm \$350 <i>Not available with (6) & (7) arm</i> Connexion® Arm Attachments A1 Tablet Holder \$149 <i>Requires (Z1) Connexion Arm</i> Guardian – Bullet Resistant Vest G Guardian \$1,960 <i>Center or Ballistic Only</i>	Stool Cylinders L5 10" Cylinder \$0 L7 7" Cylinder \$0 Footrings for stool cylinders only R1 18" Black Plastic \$60 R2 20" Chrome \$80 NeXtep® for stool cylinders only R8 8" w/Casters \$185 R10 10" w/Casters \$185 R18 8"/10" w/Casters \$295 RW8 Wide 8" w/Casters \$295 RW10 Wide 10" w/Casters \$295 <i>Also available w/glides.</i>
---	---	--	--

For additional stool options see page 110.

*Contact Customer Service – customerservice@neutralposture.com

Cozi® 24/7



CZN6608

Task/Conference

Features


- Up to 11 active adjustments
- Standard with upholstered back outer
- 24/7 Continuous-shift 5-year warranty only available on upholstery with a double rub rating of over 1,000,000
- Passive weight dispersion design
- Generous foam for optimal comfort
- Optional headrest

Standard Features


- No Arms
- Carpet Casters
- 26" Black Base
- 5" Intensive Use Cylinder
- Seat Slider

Guardian®

The Guardian is an NIJ Level II compliant bullet resistant vest that will provide protection against regular powered 9mm handguns, up to .357 Magnums. The vest fits over the back of the chair and is easily removable.



Step 1 — Model Number

Series Code	Select a Back	Select a Seat	Select an Arm	Mech
CZN Cozi	5 Mid Back 6 High Back	6 Medium Seat 7 Large Seat 8 Extra Large Seat <i>Supports up to 400 lbs</i>	0 4" Adjustable \$125 4 Swing \$295 5 No Arms \$0 6 360° w/Oversized Black Vinyl \$400 7 360° w/Oversized Fabric/Leather \$440 8 360° NP \$175	8 Multi-tilt 
CZN	5	6	0	8

Supports up to 350 lbs

Supports up to 400 lbs

Cozi® 24/7

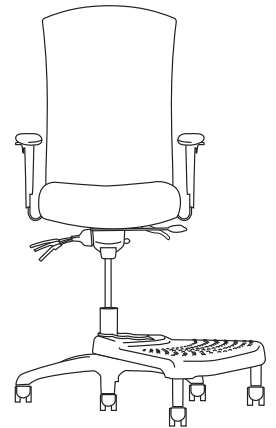


CZN5658	CZN5758	CZN6658	CZN6758	CZN5858	CZN6858
\$1,076	\$1,112	\$1,163	\$1,188	\$1,341	\$1,418
\$1,136	\$1,172	\$1,223	\$1,248	\$1,401	\$1,478
\$1,196	\$1,232	\$1,283	\$1,308	\$1,461	\$1,538
\$1,266	\$1,302	\$1,353	\$1,378	\$1,531	\$1,608
\$1,336	\$1,372	\$1,423	\$1,448	\$1,601	\$1,678
\$1,416	\$1,452	\$1,503	\$1,528	\$1,681	\$1,758
\$1,496	\$1,532	\$1,583	\$1,608	\$1,761	\$1,838
\$1,586	\$1,622	\$1,673	\$1,698	\$1,851	\$1,928
\$1,676	\$1,712	\$1,763	\$1,788	\$1,941	\$2,018

Grade 1
Grade 2
Grade 3
Grade 4
Grade 5
Grade 6
Grade 7
Grade 8
Grade 9

39 x 26 x 26	39 x 26 x 26	43 x 26 x 26	43 x 26 x 26	39 x 26 x 26	41 x 26 x 26	Chair (H x W x D)
51.5 lbs	51.5 lbs	52 lbs	52 lbs	59 lbs	59 lbs	Chair Weight
19.5	22	19.5	22	23	23	Seat Width
16.5 – 21.5	16.5 – 21.5	16.5 – 21.5	16.5 – 21.5	19.25 – 23.75	19.25 – 23.75	Seat Height
16 – 18	16 – 18	16 – 18	16 – 18	19 – 21	19 – 21	Seat Depth
F5° – R10°	F8° – R18°	F5° – R10°	F8° – R18°	F5° – R10°	F5° – R10°	Seat Angle
19	19	19	19	19	19	Back Width
22 – 25	22 – 25	23 – 26	23 – 26	20 – 23	22 – 25	Back Height
105° – 120°	105° – 120°	105° – 120°	105° – 120°	105° – 120°	105° – 120°	Back Angle
3	3	3	3	3	3	Lumbar Range
26	26	26	26	26	26	Base Diameter
2 yd	2 yd	2 yd	2 yd	3 yd	3 yd	COM Yardage
36 x 26 x 19	36 x 26 x 19	36 x 26 x 19	36 x 26 x 19	28 x 26 x 24	28 x 26 x 24	Shipping Box (L x W x H)
61.5 lbs	61.5 lbs	62 lbs	62 lbs	69 lbs	69 lbs	Shipping Weight
KD	KD	KD	KD	KD	KD	Shipping Method

All measurements are nominal and shown in inches.
Specs may differ for stools.



CZN6608-L5-R8

Step 2 — Add option codes after model number COZ5638 - __ - __


General		Casters/Glides		Chair Cylinders		Stool Cylinders		
CR	Cleanroom to Class 100	\$120	C1	Hard Floor	\$25	L1	3" Cylinder	\$0
D2	Adjustable Lumbar Support	\$100				L13	7" Dual Stage	\$55
E	ESD*	\$290	Bases		L14	10" Dual Stage	\$55	
N	N-dulgent® Memory Foam	\$125	B7	26" Black Aluminum	\$100	Footings for stool cylinders only		
N2	TheraGel™ Memory Foam	\$150	B8	27" Brushed Aluminum	\$140	R1	18" Black Plastic	\$60
Finishes			B14	28" Intensive Use Black	\$125	R2	20" Chrome	\$80
U1	Ballistic Upholstery	\$0			Headrest	NeXtep® for stool cylinders only		
	<i>Back outer</i>				H6	Dual Pivot	\$280	
						<i>Matching upholstery</i>		
					Guardian – Bullet Resistant Vest			
					G	Guardian	\$1,960	
						<i>Center or Ballistic Only</i>		

Stool Options

Not available on (8) seat

Also available w/glides.

For additional stool options
see page 110.



COG5654



Features

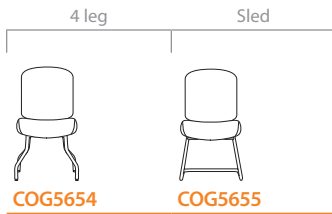
- Generous foam for optimal comfort
- Standard with upholstered back outer
- Passive weight dispersion design
- 2 base options

Standard Features

- No Arms
- Glides
- Black Frame

Step 1 — Model Number

Series Code	Back	Seat	Select an Arm	Select a Base
COG Cozi Guest	5 Mid Back	6 Medium Seat	3 3" Adjustable <i>Fixed Width</i> \$75 5 No Arms \$0 6 C Loop \$75 7 Chrome Loop \$75	4 4-leg  5 Sled 
COG	5	6	5	4



COG5654	COG5655
\$913	\$979
\$973	\$1,039
\$1,033	\$1,099
\$1,103	\$1,169
\$1,173	\$1,239
\$1,253	\$1,319
\$1,333	\$1,399
\$1,423	\$1,489
\$1,513	\$1,579

- Grade 1
- Grade 2
- Grade 3
- Grade 4
- Grade 5
- Grade 6
- Grade 7
- Grade 8
- Grade 9

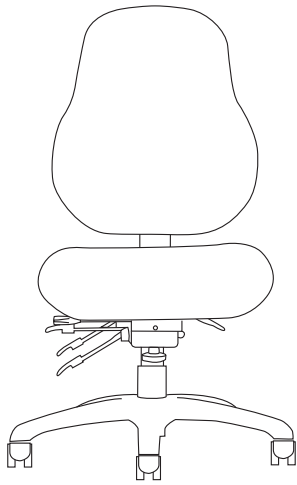
37 x 20.5 x 24	36.5 x 20.5 x 24	Chair (H x W x D)
26.5 lbs	29.5 lbs	Chair Weight
19.5"	19.5"	Seat Width
18"	17.25"	Seat Height
18.5"	18.5"	Seat Depth
R3°	R4°	Seat Angle
19"	19"	Back Width
20"	20"	Back Height
109°	109°	Back Angle
20.5	20.5 x 23	Base Diameter
2 yd	2 yd	COM Yardage
30 x 27 x 39	30 x 27 x 39	Shipping Box (L x W x H)
36.5 lbs	39.5 lbs	Shipping Weight
FA	FA	Shipping Method

All measurements are nominal and shown in inches.

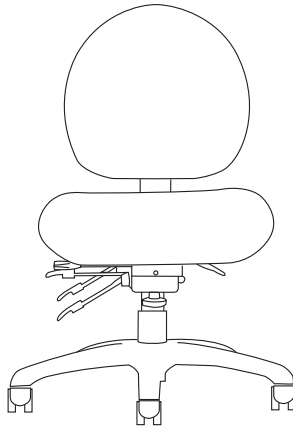
Step 2 — Add option code after model number COG5654 - __

General

CB Chrome Base	\$95
-----------------------	------



ES3256
High Back



ES2256
Mid Back

Features

- Up to 13 active adjustments
- Contoured seat design
- Passive weight dispersion design
- Generous foam for optimal comfort
- Only available in Top Shelf, Cloud 9™ or Revive™

Standard Features

- No Arms
- Carpet Casters
- 26" Black Base
- 5" Cylinder
- Seat Slider

Need it Now? 5-day Quick Ship

Only standard features are available as Quick Ship unless otherwise noted.


QUICK SHIP ARMS

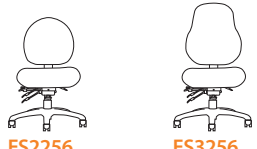
- 3 3" Adjustable Arms
- 5 No Arms
- 9 5-way Adjustable Arms

QUICK SHIP FABRICS

For available Quick Ship fabrics see page 8

Step 1 — Model Number

Series Code	Select a Back	Seat	Select an Arm		Mech
ES E-Series	<ul style="list-style-type: none"> 2 Mid Back 3 High Back 	<ul style="list-style-type: none"> 2 Medium Seat 	<ul style="list-style-type: none"> 0 4" Adjustable 2 Lateral Sliding 5 No Arms 9 5-way Adjustable 	<ul style="list-style-type: none"> \$125 \$140 \$0 \$150 	<ul style="list-style-type: none"> 6 Multi-tilt 
ES	3	2	0		6



ES2256	ES3256
\$847	\$847
\$887	\$887
35.75 x 26 x 26	40 x 26 x 26
52.5 lbs	58 lbs
20.5	20.5
17.5 – 22.5	17.5 – 22.5
16 – 18	16 – 18
F1° – R16°	F1° – R16°
17.5	19.5
17 – 21	21 – 25
102° – 120°	97° – 112°
4	4
26	26
2 yd	2 yd
28 x 26 x 24	28 x 26 x 24
62.5 lbs	68 lbs
KD	KD

Top Shelf
Cloud 9 or Revive

Chair (H x W x D)
Chair Weight
Seat Width
Seat Height
Seat Depth
Seat Angle
Back Width
Back Height
Back Angle
Lumbar Range
Arm Width
COM Yardage
Shipping Box (L x W x H)
Shipping Weight
Shipping Method

All measurements are nominal and shown in inches. Specs may differ for stools.

Step 2 — Add option codes after model number ES3206 - __ - __

General		
F	Fring® Footrest	\$50
	<i>Only available on (B0) base</i>	
Casters/Glides		
C1	Hard Floor	\$25

Chair Cylinders		
L1	3" Cylinder	\$0
L13	7" Dual Stage	\$55
L14	10" Dual Stage	\$55

Connexion® Arm		
Z1	Connexion Arm	\$350
Connexion® Arm Attachments		
A1	Tablet Holder	\$149
	<i>Requires (Z1) Connexion Arm</i>	

Stool Options

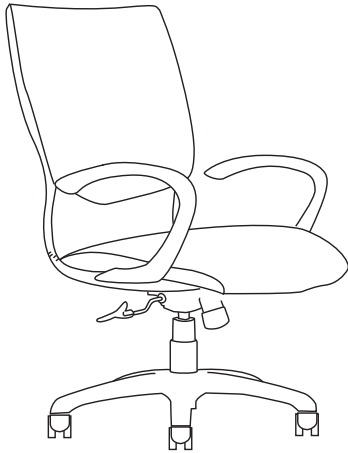
Stool Cylinders		
L4	8" Cylinder	\$55
L5	10" Cylinder	\$55
L7	7" Cylinder	\$55

Footrings for stool cylinders only		
R1	18" Black Plastic	\$60
R2	20" Chrome	\$80


NeXtep® for stool cylinders only		
R8	8" w/Casters	\$185
R10	10" w/Casters	\$185
R18	8"/10" w/Casters	\$295
RW8	Wide 8" w/Casters	\$295
RW10	Wide 10" w/Casters	\$295

Also available w/glides.

For additional stool options see page 110.



EMB2124
Pulled Fabric



EMB2124-PT
Pillow Top

Features

- Up to 4 active adjustments
- Pillow top or pulled fabric upholstery
- Passive weight dispersion design
- Generous foam for optimal comfort
- Built-in lumbar

Standard Features

- C Loop Arms
- Carpet Casters
- 26" Black Base



TILT-SWIVEL








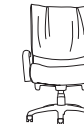
- 5" Cylinder

KNEE-TILT

- 3" Cylinder

Step 1 — Model Number


Series Code	Select a Back	Seat	Arm		Select a Base
EMB Embrace	1 Mid Back 2 High Back	1 Medium Seat	2 C Loop	\$0	4 Tilt-swivel  0 Knee-tilt 
EMB	2	1	2		4

Tilt-swivel (Pulled)		Tilt-swivel (Pillow Top)		Knee-tilt (Pulled)		Knee-tilt (Pillow Top)		
								
EMB1124	EMB2124	EMB1124-PT	EMB2124-PT	EMB1120	EMB2120	EMB1120-PT	EMB2120-PT	
\$734	\$796	\$934	\$996	\$796	\$857	\$996	\$1,057	Grade 1
\$794	\$856	\$1,024	\$1,086	\$856	\$917	\$1,086	\$1,147	Grade 2
\$854	\$916	\$1,114	\$1,176	\$916	\$977	\$1,176	\$1,237	Grade 3
\$924	\$986	\$1,204	\$1,266	\$986	\$1,047	\$1,266	\$1,327	Grade 4
\$994	\$1,056	\$1,314	\$1,376	\$1,056	\$1,117	\$1,376	\$1,437	Grade 5
\$1,074	\$1,136	\$1,464	\$1,526	\$1,136	\$1,197	\$1,526	\$1,587	Grade 6
\$1,154	\$1,216	\$1,634	\$1,696	\$1,216	\$1,277	\$1,696	\$1,757	Grade 7
\$1,244	\$1,306	\$1,824	\$1,886	\$1,306	\$1,367	\$1,886	\$1,947	Grade 8
\$1,334	\$1,396	\$2,014	\$2,076	\$1,396	\$1,457	\$2,076	\$2,137	Grade 9
36 x 26 x 26	40 x 26 x 26	36 x 26 x 26	40 x 26 x 26	38.5 x 26 x 28	42.5 x 26 x 28	38.5 x 26 x 28	42.5 x 26 x 28	Chair (H x W x D)
57 lbs	57 lbs	57 lbs	57 lbs	57 lbs	57 lbs	57 lbs	57 lbs	Chair Weight
21	21	21	21	21	21	21	21	Seat Width
15.5 – 20.5	15.5 – 20.5	15.5 – 20.5	15.5 – 20.5	18 – 21	18 – 21	18 – 21	18 – 21	Seat Height
19.5	19.5	19.5	19.5	19.5	19.5	19.5	19.5	Seat Depth
R6° – F23°	R6° – F23°	R6° – F23°	R6° – F23°	R7° – F24°	R7° – F24°	R7° – F24°	R7° – F24°	Seat Angle
22	22	22	22	22	22	22	22	Back Width
22	25	22	25	22	25	22	25	Back Height
N/A	N/A	N/A	N/A	N/A	N/A	N/A	N/A	Back Angle
8	8	8	8	8	8	8	8	Arm Height
21.75	21.75	21.75	21.75	21.75	21.75	21.75	21.75	Arm Width
26	26	26	26	26	26	26	26	Base Diameter
2 yd	2 yd	2 yd	2 yd	2 yd	2 yd	2 yd	2 yd	COM Yardage – <i>Pulled</i>
4.5 yd	4.5 yd	4.5 yd	4.5 yd	4.5 yd	4.5 yd	4.5 yd	4.5 yd	COM Yardage – <i>Pillow Top</i>
37 x 23 x 22	37 x 23 x 22	37 x 23 x 22	37 x 23 x 22	37 x 23 x 22	37 x 23 x 22	37 x 23 x 22	37 x 23 x 22	Shipping Box (L x W x H)
67 lbs	67 lbs	67 lbs	67 lbs	67 lbs	67 lbs	67 lbs	67 lbs	Shipping Weight
KD	KD	KD	KD	KD	KD	KD	KD	Shipping Method

All measurements are nominal and shown in inches.
Not available in Cloud 9™, Revive™ or Top Shelf upholstery.

Step 2 — Add option code after model number EMB2124 - ___

Finishes	Cylinders	Casters/Glides
CP Chrome Package <i>Chrome loop arm & polished aluminum base. Ships fully assembled</i>	L13 7" Dual Stage L14 10" Dual Stage	C1 Hard Floor
\$295	\$55	\$25
	\$55	



EMC022
Pulled Fabric

Task/Conference

Features





- Generous amount of foam in seat and back
- Fully upholstered back
- Sturdy, cantilever steel base

Standard Features

- No Arms
- Black Cantilever Base

Step 1 — Model Number

Series Code	Back	Seat	Select an Arm
EMC Embrace Guest	0 Mid Back	2 Medium Seat	0 No Arms 2 C Loop
EMC	0	2	2

w/o Arms (Pulled)	w/o Arms (Pillow Top)	w/Arms (Pulled)	w/Arms (Pillow Top)
			
EMC020	EMC020-PT	EMC022	EMC022-PT
\$617	\$817	\$719	\$919
\$677	\$907	\$779	\$1,009
\$737	\$997	\$839	\$1,099
\$807	\$1,087	\$909	\$1,189
\$877	\$1,197	\$979	\$1,299
\$957	\$1,347	\$1,059	\$1,449
\$1,037	\$1,517	\$1,139	\$1,619
\$1,127	\$1,707	\$1,229	\$1,809
\$1,217	\$1,897	\$1,319	\$1,999

- Grade 1**
- Grade 2**
- Grade 3**
- Grade 4**
- Grade 5**
- Grade 6**
- Grade 7**
- Grade 8**
- Grade 9**

38.5 x 25 x 28	38.5 x 25 x 28	38.5 x 25 x 28	38.5 x 25 x 28
49 lbs	49 lbs	49 lbs	49 lbs
21	21	21	21
20	20	20	20
20.5	20.5	20.5	20.5
21	21	21	21
22	22	22	22
2 yd	2 yd	2 yd	2 yd
4.5 yd	4.5 yd	4.5 yd	4.5 yd
29 x 26.5 x 38	29 x 26.5 x 38	29 x 26.5 x 38	29 x 26.5 x 38
59 lbs	59 lbs	59 lbs	59 lbs
FA	FA	FA	FA

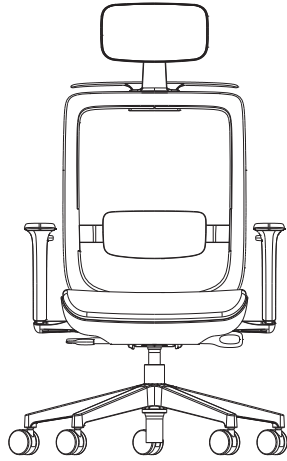
- Chair (H x W x D)
- Chair Weight
- Seat Width
- Seat Height
- Seat Depth
- Back Width
- Back Height
- COM Yardage – *Pulled Fabric*
- COM Yardage – *Pillow Top*
- Shipping Box (L x W x H)
- Shipping Weight
- Shipping Method

All measurements are nominal and shown in inches.
Not available in Cloud 9™, Revive™ or Top Shelf upholstery.

Step 2 — Add option codes after model number EMC022 - __ - __

General

- CB Chrome Base \$95**
- CP Chrome Package \$295**
Chrome loop arm & polished aluminum base



ICON4603-H2

Task/Conference

Features

- Medium gray mesh back
- Gray & black frame combination
- Replaceable/removable upholstered seat cushion – clips into place with no tools required
- Adjustable & removable lumbar support (easily slide up & down with no levers)
- Weight sensing mechanism without tension knob
- Finished seat bottom shell conceals mechanism
- 3 adjustment levers – height, synchro-tilt & seat slider

Standard Features

- No Arms
- Carpet Casters
- 26" Black Base
- 5" Cylinder
- Seat Slider
- N-dulgent® Memory Foam
- Adjustable Lumbar

Need it Now? 5-day Quick Ship

Only standard features are available as Quick Ship unless otherwise noted.


QUICK SHIP ARMS

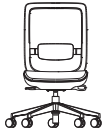
0	1D
5	No Arms
3	3D

QUICK SHIP FABRICS

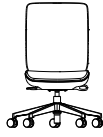
For available Quick Ship fabrics see page 8.

Step 1 — Model Number

Series Code	Select a Back	Seat	Select an Arm	Mech
<p>ICON Icon</p>	<p>4 Mesh Back</p> <p>5 Upholstered Back</p>	<p>6 Medium Seat</p>	<p>0 1D \$40</p> <p>3 3D \$70</p> <p>5 No Arms \$0</p>	<p>3 Weight Sensitive</p> 
ICON	4	6	0	3



ICON4653



ICON5653

\$717	\$867	Grade 1
\$747	\$927	Grade 2
\$777	\$987	Grade 3
\$817	\$1,057	Grade 4
\$857	\$1,127	Grade 5
\$907	\$1,207	Grade 6
\$957	\$1,287	Grade 7
\$1,017	\$1,377	Grade 8
\$1,077	\$1,467	Grade 9

36.5 x 26 x 26	36.5 x 26 x 26	Chair (H x W x D)
36.5 lbs	36.5 lbs	Chair Weight
18.5	18.5	Seat Width
16 – 21	16 – 21	Seat Height
18 – 20	18 – 20	Seat Depth
R3° – R6°	R3° – R6°	Seat Angle
18	18	Back Width
20.5	20.5	Back Height
104° – 128°	104° – 128°	Back Angle
2.5	2.5	Lumbar Range
26	26	Base Diameter
1 yd	2 yd	COM Yardage
27 x 23 x 33	27 x 23 x 33	Shipping Box (L x W x H)
46.5 lbs	46.5 lbs	Shipping Weight
KD	KD	Shipping Method

All measurements are nominal and shown in inches. Specs may differ for stools.

ICONSC — Replacement Seat Cover	
Grade 1	\$100
Grade 2	\$130
Grade 3	\$160
Grade 4	\$200
Grade 5	\$240
Grade 6	\$290
Grade 7	\$340
Grade 8	\$400
Grade 9	\$460

Task/Conference

Step 2 — Add option codes after model number ICON4603 - __ - __

General		
N2	TheraGel™ Memory Foam	\$90

Bases		
B24	26" Polished Aluminum	\$90

Casters/Glides		
C1	Hard Floor	\$25
C2	Glides	\$25

Cylinders		
L13	7" Dual Stage	\$55
L14	10" Dual Stage	\$55

Headrests		
H1	Headrest	\$60
	<i>Matching upholstery</i>	
H2	Headrest w/Coat Hanger	\$90
	<i>Matching upholstery</i>	

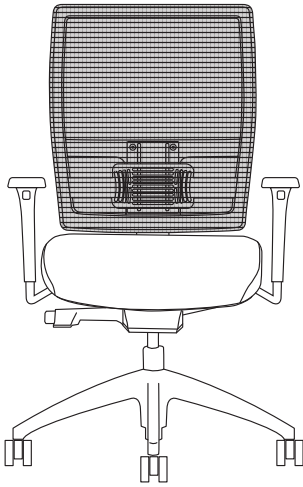
Stool Options

Stool Cylinders		
L4	8" Cylinder	\$55
L5	10" Cylinder	\$55
L7	7" Cylinder	\$55

Footrings for stool cylinders only		
R1	18" Black Plastic	\$60
R2	20" Chrome	\$80

NeXtep® for stool cylinders only		
R9	10" w/Glides	\$135
R10	10" w/Casters	\$185
R21	10"/12" w/Glides	\$235
R22	10"/12" w/Casters	\$295
RW9	Wide 10" w/Glides	\$235
RW10	Wide 10" w/Casters	\$295

For additional stool options see page 110.



KNO4653

Features

- Mid and high mesh back options
- Adjustable lumbar support (easily slide up & down with no levers)
- Weight sensing mechanism without tension knob
- Height adjustable back
- Intuitive ergonomics

Standard Features

- No Arms
- Carpet Casters
- 26" High Crown Black Base
- 5" Cylinder
- Seat Slider
- Adjustable Lumbar
- Black Mesh

Need it Now? 5-day Quick Ship

QS Denotes Quick Ship models.

Only standard features are available as Quick Ship unless otherwise noted.



QUICK SHIP ARMS









- 3 3D
- 5 No Arms

QUICK SHIP FABRICS

For available Quick Ship fabrics see page 8.

Step 1 — Model Number

Series Code	Select a Back	Select a Seat	Select an Arm	Select a Mech
KNO Knomi	<ul style="list-style-type: none"> 4 Mesh Mid Back 6 Mesh High Back 	<ul style="list-style-type: none"> 6 Medium Seat 7 Large Seat 	<ul style="list-style-type: none"> 0 Fixed \$75 3 3D \$75 4 4D \$150 5 No Arms \$0 6 3D Chrome \$175 7 Chrome Loop \$295 8 4D Chrome \$250 	<ul style="list-style-type: none"> 2 Synchro  3 Weight Sensitive 
KNO	6	6	3	2

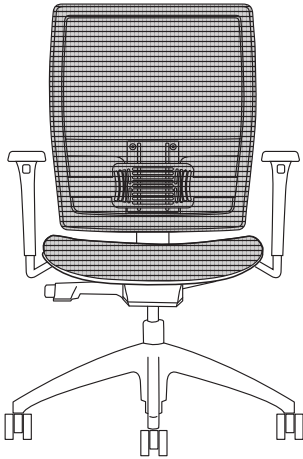
Synchro				Weight Sensitive				
								
KNO4652	KNO4752	KNO6652	KNO6752	KNO4653	KNO4753	KNO6653	KNO6753	
\$865	\$905	\$965	\$1,005	\$825	\$865	\$925	\$965	Grade 1
\$895	\$935	\$995	\$1,035	\$855	\$895	\$955	\$995	Grade 2
\$925	\$965	\$1,025	\$1,065	\$885	\$925	\$985	\$1,025	Grade 3
\$965	\$1,005	\$1,065	\$1,105	\$925	\$965	\$1,025	\$1,065	Grade 4
\$1,005	\$1,045	\$1,105	\$1,145	\$965	\$1,005	\$1,065	\$1,105	Grade 5
\$1,055	\$1,095	\$1,155	\$1,195	\$1,015	\$1,055	\$1,115	\$1,155	Grade 6
\$1,105	\$1,145	\$1,205	\$1,245	\$1,065	\$1,105	\$1,165	\$1,205	Grade 7
\$1,165	\$1,205	\$1,265	\$1,305	\$1,125	\$1,165	\$1,225	\$1,265	Grade 8
\$1,225	\$1,265	\$1,325	\$1,365	\$1,185	\$1,225	\$1,285	\$1,325	Grade 9
<hr/>								
35.5 x 26 x 26	35.5 x 26 x 26	40.5 x 26 x 26	40.5 x 26 x 26	35 x 26 x 26	35 x 26 x 26	40 x 26 x 26	40 x 26 x 26	Chair (H x W x D)
28 lbs	28 lbs	29 lbs	29 lbs	28 lbs	28 lbs	29 lbs	29 lbs	Chair Weight
19.5	21	19.5	21	19.5	21	19.5	21	Seat Width
17.25 – 22.25	17.25 – 22.25	17.25 – 22.25	17.25 – 22.25	17 – 22	17 – 22	17 – 22	17 – 22	Seat Height
17 – 19	17.5 – 19.5	17 – 19	17.5 – 19.5	17 – 19	17.5 – 19.5	17 – 19	17.5 – 19.5	Seat Depth
0° – R5.5°	0° – R5.5°	0° – R5.5°	0° – R5.5°	0° – R5.5°	0° – R5.5°	0° – R5.5°	0° – R5.5°	Seat Angle
20	20	19.5	19.5	20	20	19.5	19.5	Back Width
17 – 19	17 – 19	22 – 24	22 – 24	17 – 19	17 – 19	22 – 24	22 – 24	Back Height
102° – 123°	102° – 123°	102° – 123°	102° – 123°	102° – 123°	102° – 123°	102° – 123°	102° – 123°	Back Angle
3.5 – 8.5	3.5 – 8.5	3.5 – 8.5	3.5 – 8.5	3.5 – 8.5	3.5 – 8.5	3.5 – 8.5	3.5 – 8.5	Lumbar Range
26	26	26	26	26	26	26	26	Base Diameter
1	1	1	1	1	1	1	1	COM Yardage
36 x 26 x 19	36 x 26 x 19	36 x 26 x 19	36 x 26 x 19	36 x 26 x 19	36 x 26 x 19	36 x 26 x 19	36 x 26 x 19	Shipping Box (L x W x H)
38 lbs	38 lbs	39 lbs	39 lbs	38 lbs	38 lbs	39 lbs	39 lbs	Shipping Weight
KD	KD	KD	KD	KD	KD	KD	KD	Shipping Method

All measurements are nominal and shown in inches.

Task/Conference

Step 2 — Add option codes after model number KNO5636 - _ - _

General	Mesh Color	Casters/Glides	Cylinders
N N-dulgent® Memory Foam \$75	M1 Navy \$50	C1 Hard Floor \$25	L1 3" Cylinder \$0
N2 TheraGel™ Memory Foam \$90	M3 Beige \$50	C2 Glides \$25	
	M5 Silver \$50	C8 Chrome Carpet \$90	Headrest
		C9 Chrome Hard Floor \$100	H Headrest \$95
			<i>Black vinyl</i>
	Bases		
	B15 26" High Crown Polished Aluminum \$55		



KNO6353

Task/Conference

Features

- Breathable mesh seat & back
- Adjustable lumbar
- Height adjustable back
- Intuitive ergonomics

Standard Features

- No Arms
- Carpet Casters
- 26" High Crown Black Base
- 5" Cylinder
- Seat Slider
- Adjustable Lumbar
- Black Mesh

Need it Now? 5-day Quick Ship

Only standard features are available as Quick Ship unless otherwise noted.



QUICK SHIP ARMS





- 3 3D
- 5 No Arms

QUICK SHIP FABRICS

For available Quick Ship fabrics see page 8.

Step 1 — Model Number

Series Code	Select a Back	Select a Seat	Select an Arm	Select a Mech
KNO Knomi	<ul style="list-style-type: none"> 4 Mesh Mid Back 6 Mesh High Back 	<ul style="list-style-type: none"> 3 Mesh Seat 	<ul style="list-style-type: none"> 0 Fixed \$75 3 3D \$75 4 4D \$150 5 No Arms \$0 6 3D Chrome \$175 7 Chrome Loop \$295 8 4D Chrome \$250 	<ul style="list-style-type: none"> 2 Synchro  3 Weight Sensitive 
KNO	6	3	3	2

Synchro		Weight Sensitive	
			
KNO4352	KNO6352	KNO4353	KNO6353
\$939	\$989	\$899	\$949

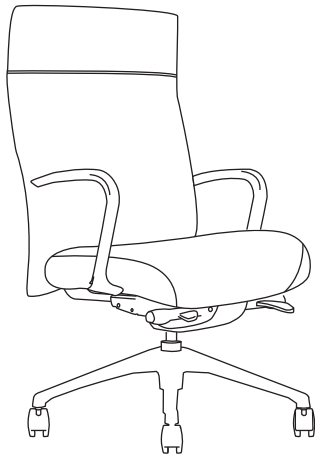
Mesh

35.5 x 26 x 26	40.5 x 26 x 26	35.5 x 26 x 26	40.5 x 26 x 26	Chair (H x W x D)
28 lbs	29 lbs	28 lbs	29 lbs	Chair Weight
20	20	20	20	Seat Width
16.5 – 21.5	16.5 – 21.5	16.25 – 21.25	16.25 – 21.25	Seat Height
17 – 19	17 – 19	17 – 19	17 – 19	Seat Depth
F1° – R4.5°	F1° – R4.5°	F1° – R4.5°	F1° – R4.5°	Seat Angle
20	19.5	20	19.5	Back Width
17 – 19	22 – 24	17 – 19	22 – 24	Back Height
102° – 123°	102° – 123°	102° – 123°	102° – 123°	Back Angle
3.5 – 8.5	3.5 – 8.5	3.5 – 8.5	3.5 – 8.5	Lumbar Range
26	26	26	26	Base Diameter
N/A	N/A	N/A	N/A	COM Yardage
36 x 26 x 19	36 x 26 x 19	36 x 26 x 19	36 x 26 x 19	Shipping Box (L x W x H)
38 lbs	39 lbs	38 lbs	39 lbs	Shipping Weight
KD	KD	KD	KD	Shipping Method


All measurements are nominal and shown in inches.

Step 2 — Add option codes after model number KNO6332 - __ - __

Bases	Casters/Glides	Cylinders
B15 26" High Crown Polished Aluminum	C0 Carpet	L1 3" Cylinder
\$55	C1 Hard Floor	\$0
	C2 Glides	\$25
	C8 Chrome Carpet	\$90
	C9 Chrome Hard Floor	\$100
		Headrest
		H Headrest
		Black vinyl
		\$95



NV3402



NV4122
Pillow Top


Features

- Up to 13 active adjustments
- High back with built-in lumbar
- Contoured seat with waterfall
- Passive weight dispersion design
- Removable inner pad in upper back
Only available on (4) back

Standard Features

- Lateral Sliding Arms
- 26" High Crown Black Base
- Carpet Casters
- 3" Cylinder
- Seat Slider

Step 1 — Model Number

Series Code	Select a Back	Select a Seat	Select an Arm	Mech
NV NV	<p>3 High Back</p> <p>4 High Back, Pillow Top</p>	<p>1 Medium Seat, Pillow Top</p> <p>2 Large Seat, Pillow Top</p> <p>4 Medium Seat</p>	<p>0 Polished Aluminum Loop \$0</p> <p>2 Lateral Sliding \$0</p> <p>5 No Arms (\$100)</p>	<p>2 Synchro</p> 
NV	4	1	2	2

Pillow Top Back



NV3422	NV3122	NV3222	NV4422	NV4122	NV4222	
\$1,377	\$1,428	\$1,479	\$1,479	\$1,530	\$1,581	Grade 1
\$1,447	\$1,498	\$1,549	\$1,549	\$1,600	\$1,651	Grade 2
\$1,517	\$1,568	\$1,619	\$1,619	\$1,670	\$1,721	Grade 3
\$1,597	\$1,648	\$1,699	\$1,699	\$1,750	\$1,801	Grade 4
\$1,677	\$1,728	\$1,779	\$1,779	\$1,830	\$1,881	Grade 5
\$1,767	\$1,818	\$1,869	\$1,869	\$1,920	\$1,971	Grade 6
\$1,857	\$1,908	\$1,959	\$1,959	\$2,010	\$2,061	Grade 7
\$1,957	\$2,008	\$2,059	\$2,059	\$2,110	\$2,161	Grade 8
\$2,057	\$2,108	\$2,159	\$2,159	\$2,210	\$2,261	Grade 9

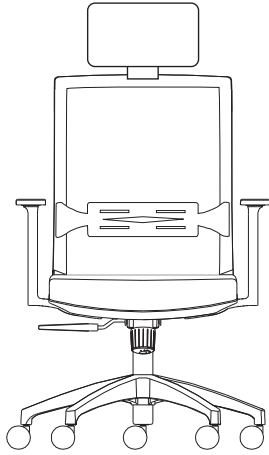
	NV3422	NV3122	NV3222	NV4422	NV4122	NV4222	
Chair (H x W x D)	41.5 x 26 x 26	41.5 x 26 x 26	41.5 x 26 x 26	42 x 26 x 26	42 x 26 x 26	42 x 26 x 26	Chair (H x W x D)
Chair Weight	45.5 lbs	45.5 lbs	45.5 lbs	46.5 lbs	46.5 lbs	46.5 lbs	Chair Weight
Seat Width	19.5	20.5	20.5	19.5	20.5	20.5	Seat Width
Seat Height	18 - 21	19.5 - 22.5	19.5 - 22.5	18 - 21	19.5 - 22.5	19.5 - 22.5	Seat Height
Seat Depth	18.5 - 21.5	15.5 - 18.5	19 - 22	18.5 - 21	18 - 20.5	18 - 20.5	Seat Depth
Seat Angle	F5° - R10°	F5° - R10°	F5° - R10°	F6° - 12°	F8° - R14°	F8° - R14°	Seat Angle
Back Width	19	19	19	19	19	19	Back Width
Back Height	23.5 - 27.5	23.5 - 27.5	23.5 - 27.5	24 - 28	23.5 - 27.5	23.5 - 27.5	Back Height
Back Angle	100° - 115°	100° - 115°	100° - 115°	98° - 114°	100° - 115°	100° - 115°	Back Angle
Lumbar Range	4	4	4	4	4	4	Lumbar Range
Base Diameter	26	26	26	26	26	26	Base Diameter
COM Yardage	2.25 yd	2.25 yd	2.25 yd	3 yd	3 yd	3 yd	COM Yardage
Shipping Box (L x W x H)	28 x 28 x 42	28 x 28 x 42	28 x 28 x 42	28 x 28 x 42	28 x 28 x 42	28 x 28 x 42	Shipping Box (L x W x H)
Shipping Weight	65.5 lbs	65.5 lbs	65.5 lbs	66.5 lbs	66.5 lbs	66.5 lbs	Shipping Weight
Shipping Method	FA	FA	FA	FA	FA	FA	Shipping Method

All measurements are nominal and shown in inches.
Not available in Cloud 9™, Revive™ or Top Shelf upholstery.

Task/Conference

Step 2 — Add option codes after model number NV4122 - _ - _

General		Casters/Glides		Bases		Cylinders	
D2	Adjustable Lumbar Support \$100 <i>Not available on (3) back</i>	C0	Carpet \$0	B0	26" Black \$0	L3	5" Cylinder \$0
		C1	Hard Floor \$25	B6	26" Polished Aluminum \$140	L13	7" Dual Stage \$55
		C8	Chrome Carpet \$90	B15	26" High Crown Polished Aluminum \$55	L14	10" Dual Stage \$55
		C9	Chrome Hard Floor \$100	B16	26" High Crown Black \$0		
Finishes							
J	Upholstered Arm Pad \$65 <i>Only available on (2) arm</i>						



REN4604-H

Features

- Black mesh back & frame
- Tilt-swivel mechanism
- Heavy-duty casters & base

Standard Features

- No Arms
- Carpet Casters
- 26" Black Base
- 5" Cylinder
- Adjustable Lumbar

Need it Now? 5-day Quick Ship

Only standard features are available as Quick Ship unless otherwise noted.


QUICK SHIP ARMS

- 0 Adjustable Arms
- 5 No Arms

QUICK SHIP FABRICS

For available Quick Ship fabrics see page 8.

Step 1 — Model Number

Series Code	Back	Seat	Select an Arm	Mech
REN Renati	4 Mesh Back	6 Medium Seat	0 Adjustable Arms \$40 5 No Arms \$0	4 Tilt-swivel 
REN	4	6	0	4



REN4654

\$507	Grade 1
\$537	Grade 2
\$567	Grade 3
\$607	Grade 4
\$647	Grade 5
\$697	Grade 6
\$747	Grade 7
\$807	Grade 8
\$867	Grade 9

37 x 26 x 26	Chair (H x W x D)
28.5 lbs	Chair Weight
19.5	Seat Width
16 – 21	Seat Height
18.5	Seat Depth
F1° – R16°	Seat Angle
17.5	Back Width
21	Back Height
100° – 125°	Back Angle
2.5	Lumbar Range
26	Base Diameter
1 yd	COM Yardage
27 x 23 x 33	Shipping Box (L x W x H)
38.5 lbs	Shipping Weight
KD	Shipping Method

All measurements are nominal and shown in inches. Specs may differ for stools.

Step 2 — Add option codes after model number REN4604 - __ - __ -

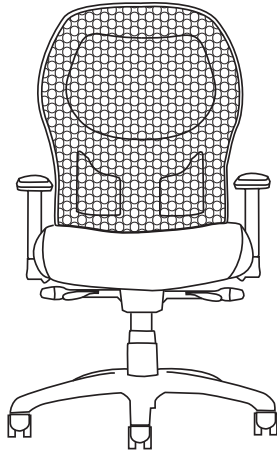
Stool Options

General		Casters/Glides		Headrest		Stool Cylinders	
N	N-dulgent® Memory Foam \$75	C0	Carpet \$0	H	Headrest \$60	L4	8" Cylinder \$55
N2	TheraGel™ Memory Foam \$90	C1	Hard Floor \$25		<i>Matching upholstery</i>	L5	10" Cylinder \$55
		C2	Glides \$25			L7	7" Cylinder \$55
Bases		Cylinders				Footrings for stool cylinders only	
B24	26" Polished Aluminum \$90	L13	7" Dual Stage \$55			R1	18" Black Plastic \$60
		L14	10" Dual Stage \$55			R2	20" Chrome \$80
						NeXtep® for stool cylinders only	
						R9	10" w/Glides \$135
						R10	10" w/Casters \$185
						R21	10"/12" w/Glides \$235
						R22	10"/12" w/Casters \$295
						RW9	Wide 10" w/Glides \$235
						RW10	Wide 10" w/Casters \$295

For additional stool options see page 110.

Right Chair®

Task/Conference



RCT4632

Features

- Up to 13 active adjustments
- High mesh back & contoured seat design
- Passive weight dispersion design
- Generous foam for optimal comfort
- Convert mesh back to upholstered w/optional sleeve
- Independent lumbar adjustment
- 2 headrest options

Standard Features

- No Arms
- 26" Black Base
- Carpet Casters
- 5" Cylinder
- Adjustable Lumbar

Need it Now? 5-day Quick Ship

Only standard features are available as Quick Ship unless otherwise noted.



QUICK SHIP ARMS

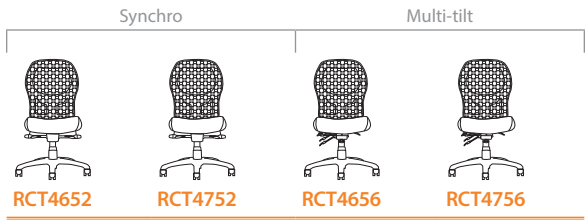
- 3 3" Adjustable
- 5 No Arms
- 9 5-way Adjustable

QUICK SHIP FABRICS

For available Quick Ship fabrics see page 8.

Step 1 — Model Number

Series Code	Back	Select a Seat	Select an Arm	Select a Mech
RCT Right Chair	4 Mesh Back	6 Medium Seat 7 Large Seat	0 4" Adjustable \$125 1 4" Adjustable w/Pivot \$150 2 Lateral Sliding \$140 3 3" Adjustable \$75 4 Swing \$295 5 No Arms \$0 6 C Loop \$75 7 Chrome Loop \$75 8 360° NP \$175 <i>Only available on (2) synchro mech</i> 9 5-way Adjustable \$150	2 Synchro  6 Multi-tilt 
RCT	4	6	3	2



RCT4652	RCT4752	RCT4656	RCT4756
\$842	\$893	\$918	\$969
\$872	\$923	\$948	\$999
\$902	\$953	\$978	\$1,029
\$942	\$993	\$1,018	\$1,069
\$982	\$1,033	\$1,058	\$1,109
\$1,032	\$1,083	\$1,108	\$1,159
\$1,082	\$1,133	\$1,158	\$1,209
\$1,142	\$1,193	\$1,218	\$1,269
\$1,202	\$1,253	\$1,278	\$1,329

- Grade 1
- Grade 2
- Grade 3
- Grade 4
- Grade 5
- Grade 6
- Grade 7
- Grade 8
- Grade 9

40.5 x 26 x 26	40.5 x 26 x 26	39.5 x 26 x 26	39.5 x 26 x 26
37 lbs	37 lbs	48 lbs	48.5 lbs
19.5	22	19.5	22
16.5 - 21.5	16.5 - 21.5	15.25 - 20.25	15.25 - 20.25
16.5 - 19.5	16.5 - 19.5	16 - 18	19 - 21
F5° - R14°	F5° - R14°	F6° - R11°	F8° - R18°
19	19	19	19
23	23	23	23
102° - 120°	102° - 120°	100° - 115°	100° - 115°
4	4	4	4
26	26	26	26
1 yd	1 yd	1 yd	1 yd
28 x 26 x 24	28 x 26 x 24	28 x 26 x 24	28 x 26 x 24
47 lbs	47 lbs	58 lbs	58.5 lbs
KD	KD	KD	KD

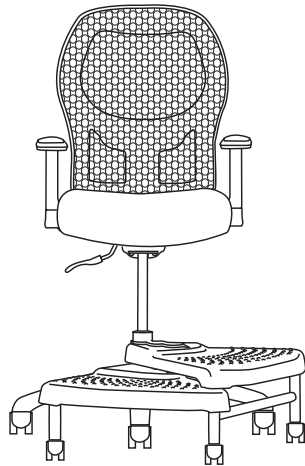
- Chair (H x W x D)
- Chair Weight
- Seat Width
- Seat Height
- Seat Depth (OPTIONAL)
- Seat Angle
- Back Width
- Back Height
- Back Angle
- Lumbar Range
- Base Diameter
- COM Yardage
- Shipping Box (L x W x H)
- Shipping Weight
- Shipping Method

All measurements are nominal and shown in inches.

Step 2 — Add option codes after model number RCT4632 - __ - __

General	Back Sleeve – Back of sleeve made w/Spacer	Bases	Connexion® Arm
F Fring® Footrest \$50 <i>Only available on (B0) base</i>	S1 Grade 1 \$110	B6 26" Polished Aluminum \$140	Z1 Connexion Arm \$350 <i>Not available with (6) & (7) arm</i>
J Upholstered Arm Pad \$65 <i>Only available on (2) arm</i>	S2 Grade 2 \$160	B7 26" Black Aluminum \$100	
N N-dulgent® Memory Foam \$75	S3 Grade 3 \$200	B8 27" Brushed Aluminum \$140	
N2 TheraGel™ Memory Foam \$90	S4 Grade 4 \$240		Connexion® Arm Attachments
S Seat Slider \$75	S5 Grade 5 \$280	Cylinders	A1 Tablet Holder \$149 <i>Requires (Z1) Connexion Arm</i>
	S6 Grade 6 \$330	L1 3" Cylinder \$0	
	S7 Grade 7 \$380	L13 7" Dual Stage \$55	
	S8 Grade 8 \$430	L14 10" Dual Stage \$55	
	S9 Grade 9 \$480		
	Not available with a headrest	Headrests	
		HE Height Adjustable \$60 <i>Black vinyl</i>	
	Casters/Glides	H5 Dual Pivot \$280 <i>Black faux leather</i>	
	C1 Hard Floor \$25		
	C2 Glides \$25		

Right Chair® Stool



RCT4651

Task/Conference

Features

- High mesh back & contoured seat design
- Passive weight dispersion design
- Generous foam for optimal comfort
- Convert mesh back to upholstered with optional sleeve
- Independent lumbar adjustment
- 2 headrest options

Standard Features

- No Arms
- 26" Black Base
- Carpet Casters
- 8" Cylinder
- Adjustable Lumbar

Need it Now? 5-day Quick Ship

Only standard features are available as Quick Ship unless otherwise noted.




QUICK SHIP ARMS







- 3 3" Adjustable
- 5 No Arms
- 9 5-way Adjustable

QUICK SHIP FABRICS

For available Quick Ship fabrics see page 8.

Step 1 — Model Number

Series Code	Back	Select a Seat	Select an Arm	Select a Mech
RCT Right Chair	4 Mesh Back	6 Medium Seat 7 Large Seat	0 4" Adjustable \$125 1 4" Adjustable w/Pivot \$150 2 Lateral Sliding \$140 3 3" Adjustable \$75 4 Swing \$295 5 No Arms \$0 6 C Loop \$75 7 Chrome Loop \$75 8 360° NP \$175 9 5-way Adjustable \$150	1 Basic  8 Standard  9 Deluxe-tilt 
RCT	4	6	3	8

Basic		Standard		Deluxe-tilt	
					
RCT4651	RCT4751	RCT4658	RCT4758	RCT4659	RCT4759
\$857	\$908	\$877	\$928	\$898	\$949
\$887	\$938	\$907	\$958	\$928	\$979
\$917	\$968	\$937	\$988	\$958	\$1,009
\$957	\$1,008	\$977	\$1,028	\$998	\$1,049
\$997	\$1,048	\$1,017	\$1,068	\$1,038	\$1,089
\$1,047	\$1,098	\$1,067	\$1,118	\$1,088	\$1,139
\$1,097	\$1,148	\$1,117	\$1,168	\$1,138	\$1,189
\$1,157	\$1,208	\$1,177	\$1,228	\$1,198	\$1,249
\$1,217	\$1,268	\$1,237	\$1,288	\$1,258	\$1,309
44.5 x 26 x 26	44.5 x 26 x 26	45 x 26 x 26	45 x 26 x 26	45 x 26 x 26	45 x 26 x 26
34.5 lbs	34.5 lbs	45.5 lbs	45.5 lbs	46 lbs	46 lbs
19.5	22	19.5	22	19.5	22
21 – 29	21.25 – 29.25	22.5 – 30.5	22.5 – 30.5	22.5 – 30.5	22.5 – 30.5
17 – 18	17 – 18	15.5 – 17.5	15.5 – 17.5	15.5 – 17.5	15.5 – 17.5
R4°	R4°	R3°	R3°	R4°	R4°
19	19	19	19	19	19
23	23	23	23	23	23
102°	102°	95° – 99°	95° – 99°	95° – 99°	95° – 99°
4	4	4	4	4	4
26	26	26	26	26	26
1 yd	1 yd	1 yd	1 yd	1 yd	1 yd
28 x 26 x 24	28 x 26 x 24	28 x 26 x 24	28 x 26 x 24	28 x 26 x 24	28 x 26 x 24
44.5 lbs	44.5 lbs	55.5 lbs	55.5 lbs	56 lbs	56 lbs
KD	KD	KD	KD	KD	KD

- Grade 1
- Grade 2
- Grade 3
- Grade 4
- Grade 5
- Grade 6
- Grade 7
- Grade 8
- Grade 9

- Chair (H x W x D)
- Chair Weight
- Seat Width
- Seat Height
- Seat Depth (OPTIONAL)
- Seat Angle
- Back Width
- Back Height
- Back Angle
- Lumbar Range
- Base Diameter
- COM Yardage
- Shipping Box (L x W x H)
- Shipping Weight
- Shipping Method

All measurements are nominal and shown in inches.

Step 2 — Add option codes after model number RCT4638 - _ - _

General

J	Upholstered Arm Pad	\$65
	<i>Only available on (2) arm</i>	
N	N-dulgent® Memory Foam	\$75
N2	TheraGel™ Memory Foam	\$90
Back Sleeve – Back of sleeve made w/Spacer		
S1	Grade 1	\$110
S2	Grade 2	\$160
S3	Grade 3	\$200
S4	Grade 4	\$240
S5	Grade 5	\$280
S6	Grade 6	\$330
S7	Grade 7	\$380
S8	Grade 8	\$430
S9	Grade 9	\$480

Not available with a headrest

Casters/Glides

C1	Hard Floor	\$25
C2	Glides	\$25
Bases		
B6	26" Polished Aluminum	\$140

Headrests

HE	Height Adjustable	\$60
	<i>Black vinyl</i>	
H5	Dual Pivot	\$280
	<i>Black faux leather</i>	

Chair Cylinders

L1	3" Cylinder	\$0
L3	5" Cylinder	\$0
L13	7" Dual Stage	\$0
L14	10" Dual Stage	\$0

Stool Cylinders

L5	10" Cylinder	\$0
L7	7" Cylinder	\$0

Connexion® Arm

Z1	Connexion Arm	\$350
	<i>Not available with (6) & (7) arm</i>	

Connexion® Arm Attachments

A1	Tablet Holder	\$149
	<i>Requires (Z1) Connexion Arm</i>	

Footrings for stool cylinders only

R1	18" Black Plastic	\$60
R2	20" Chrome	\$80

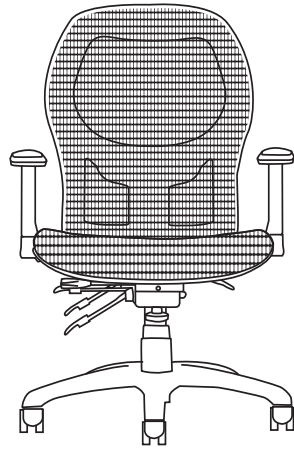
NeXtep® for stool cylinders only

R8	8" w/Casters	\$185
R10	10" w/Casters	\$185
R18	8"/10" w/Casters	\$295
RW8	Wide 8" w/Casters	\$295
RW10	Wide 10" w/Casters	\$295

Also available w/glides.

For additional stool options see page 110.

Right Chair® Mesh



RCT5336

Task/Conference

Features

- Breathable mesh seat & back
- Adjustable lumbar
- 2 headrest options

Standard Features

- No Arms
- 26" Black Base
- Carpet Casters
- 5" Cylinder
- Adjustable Lumbar

Need it Now? 5-day Quick Ship

Only standard features are available as Quick Ship unless otherwise noted.



QUICK SHIP ARMS



- 3 3" Adjustable
- 5 No Arms
- 9 5-way Adjustable

QUICK SHIP FABRICS

For available Quick Ship fabrics see page 8.

Step 1 — Model Number

Series Code	Back	Seat	Select an Arm	Select a Mech
RCT Right Chair	5 Mesh Back	3 Mesh Seat	<ul style="list-style-type: none"> 2 Lateral Sliding \$140 3 3" Adjustable \$75 5 No Arms \$0 9 5-way Adjustable \$150 	<ul style="list-style-type: none"> 2 Synchro-tilt  6 Multi-tilt 
RCT	5	3	3	2

Synchro	Multi-tilt
	
RCT5352	RCT5356
\$918	\$995

Mesh

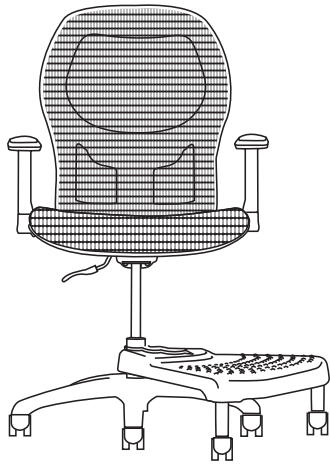
40.5 x 26 x 26	39.5 x 26 x 26	Chair (H x W x D)
41 lbs	41.5 lbs	Chair Weight
20	20	Seat Width
16.5 – 21.5	15.25 – 20.25	Seat Height
16.5 – 19.5	16.5 – 19	Seat Depth (OPTIONAL)
F1° – R5°	F6° – R11°	Seat Angle
19	19	Back Width
24	24	Back Height
100° – 120°	95° – 112°	Back Angle
4	4	Lumbar Range
26	26	Base Diameter
N/A	N/A	COM Yardage
28 x 26 x 24	28 x 26 x 24	Shipping Box (L x W x H)
51 lbs	51.5 lbs	Shipping Weight
KD	KD	Shipping Method

All measurements are nominal and shown in inches.

Step 2 — Add option codes after model number RCT5332 - __ - __

General		Casters/Glides		Bases		Headrests					
F	Fring® Footrest <i>Only available on (B0) base</i>	\$50	C1	Hard Floor	\$25	B6	26" Polished Aluminum	\$140	HE	Height Adjustable <i>Black vinyl</i>	\$60
J	Upholstered Arm Pad <i>Only available on (2) arm</i>	\$65	C2	Glides	\$25	Cylinders			H5	Dual Pivot <i>Black faux leather</i>	\$280
S	Seat Slider	\$75				L1	3" Cylinder	\$0			
						L13	7" Dual Stage	\$55			
						L14	10" Dual Stage	\$55			

Right Chair® Mesh Stool



RCT5331-R10

Task/Conference

Features

- Breathable mesh seat & back
- Adjustable lumbar
- 2 headrest options

Standard Features

- No Arms
- 26" Black Base
- Carpet Casters
- 8" Cylinder
- Adjustable Lumbar

Need it Now? 5-day Quick Ship

Only standard features are available as Quick Ship unless otherwise noted.




QUICK SHIP ARMS



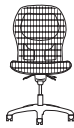
- 3 3" Adjustable
- 5 No Arms
- 9 5-way Adjustable

QUICK SHIP FABRICS

For available Quick Ship fabrics see page 8.

Step 1 — Model Number

Series Code	Back	Seat	Select an Arm	Select a Mech
RCT Right Chair	5 Mesh Back	3 Mesh Seat	2 Lateral Sliding \$140 3 3" Adjustable \$75 5 No Arms \$0 9 5-way Adjustable \$150	1 Basic  8 Standard  9 Deluxe-tilt 
RCT	5	3	3	8

Basic	Standard	Deluxe-tilt
		
RCT5351	RCT5358	RCT5359
\$1,010	\$1,030	\$1,051
44.5 x 26 x 26	45 x 26 x 26	45 x 26 x 26
34.5 lbs	45.5 lbs	46 lbs
20	20	20
20.75 – 28.75	21.5 – 29.5	21.5 – 29.5
17.75 – 18.75	16 – 18	15.5 – 17.5
R4°	R3°	R4°
19	19	19
23	23	23
102°	95° – 99°	95° – 99°
4	4	4
26	26	26
N/A	N/A	N/A
28 x 26 x 24	28 x 26 x 24	28 x 26 x 24
44.5 lbs	55.5 lbs	56 lbs
KD	KD	KD

Mesh

- Chair (H x W x D)
- Chair Weight
- Seat Width
- Seat Height
- Seat Depth (OPTIONAL)
- Seat Angle
- Back Width
- Back Height
- Back Angle
- Lumbar Range
- Base Diameter
- COM Yardage
- Shipping Box (L x W x H)
- Shipping Weight
- Shipping Method

All measurements are nominal and shown in inches.

Step 2 — Add option codes after model number RCT5338 - __ - __

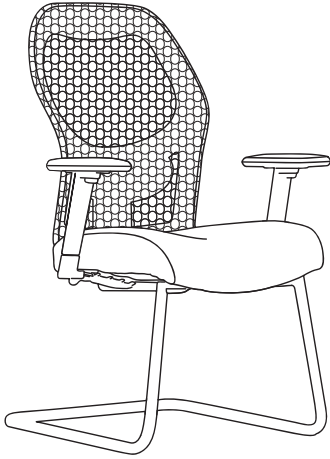
General	Chair Cylinders	Headrests	Footrings for stool cylinders only
J Upholstered Arm Pad \$65 <i>Only available on (2) arm</i>	L1 3" Cylinder \$0	HE Height Adjustable \$60 <i>Black vinyl</i>	R1 18" Black Plastic \$60
	L3 5" Cylinder \$0	H5 Dual Pivot \$280 <i>Black faux leather</i>	R2 20" Chrome \$80
	L13 7" Dual Stage \$0		NeXtep® for stool cylinders only
	L14 10" Dual Stage \$0		R8 8" w/Casters \$185
Casters/Glides	Stool Cylinders		R10 10" w/Casters \$185
C1 Hard Floor \$25	L5 10" Cylinder \$0		R18 8"/10" w/Casters \$295
C2 Glides \$25	L7 7" Cylinder \$0		RW8 Wide 8" w/Casters \$295
Bases			RW10 Wide 10" w/Casters \$295
B6 26" Polished Aluminum \$140			Also available w/glides.

For additional stool options see page 110.

Right Chair®

Guest

Task/Conference



RCG4635



Features

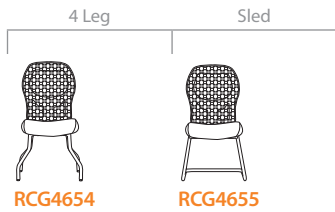
- High back & contoured seat design
- Passive weight dispersion design
- Generous foam for optimal comfort

Standard Features

- No Arms
- Black Base

Step 1 — Model Number

Series Code	Back	Seat	Select an Arm	Select a Base
RCG Right Chair Guest	4 Mesh Back	6 Medium Seat	3 3" Adjustable <i>Fixed Width</i> \$75 5 No Arms \$0 6 C Loop \$75 7 Chrome Loop \$75	4 4-leg  5 Sled 
RCG	4	6	3	5



RCG4654	RCG4655
\$719	\$785
\$749	\$815
\$779	\$845
\$819	\$885
\$859	\$925
\$909	\$975
\$959	\$1,025
\$1,019	\$1,085
\$1,079	\$1,145

- Grade 1
- Grade 2
- Grade 3
- Grade 4
- Grade 5
- Grade 6
- Grade 7
- Grade 8
- Grade 9

40 x 20.5 x 24	39.5 x 20.5 x 24	Chair (H x W x D)
28 lbs	31 lbs	Chair Weight
19.5	19.5	Seat Width
18	17.25	Seat Height
17.5	17.5	Seat Depth
R3°	R4°	Seat Angle
19	19	Back Width
23	23	Back Height
100°	102°	Back Angle
4	4	Lumbar Range
20.5	20.5 x 23	Base Diameter
1 yd	1 yd	COM Yardage
30 x 27 x 39	30 x 27 x 39	Shipping Box (L x W x H)
38 lbs	41 lbs	Shipping Weight
FA	FA	Shipping Method

All measurements are nominal and shown in inches.


Step 2 — Add option codes after model number RCG4635 - ___

General

CB	Chrome Base	\$95
-----------	--------------------	-------------

Back Sleeve – Back of sleeve made w/Spacer

S1	Grade 1	\$110
S2	Grade 2	\$160
S3	Grade 3	\$200
S4	Grade 4	\$240
S5	Grade 5	\$280
S6	Grade 6	\$330
S7	Grade 7	\$380
S8	Grade 8	\$430
S9	Grade 9	\$480



U4ia4600

Features

- Up to 13 active adjustments
- Height adjustable mesh back
- Passive weight dispersion design
- Generous foam for optimal comfort
- Optional removable back sleeve for an upholstered look & feel

Standard Features

- No Arms
- Carpet Casters
- 26" Black Base
- 5" Cylinder
- Black Mesh Back

Need it Now? 5-day Quick Ship

Only standard features are available as Quick Ship unless otherwise noted.


QUICK SHIP ARMS

- 3 3" Adjustable Arms
- 5 No Arms
- 9 5-way Adjustable Arms

QUICK SHIP FABRICS

For available Quick Ship fabrics see page 8.

Step 1 — Model Number

Series Code	Back	Select a Seat	Select an Arm	Mech																											
U4ia U4ia	4 Mid Back	6 Medium Seat 7 Large Seat	<table border="0"> <tr><td>0</td><td>4" Adjustable</td><td>\$125</td></tr> <tr><td>1</td><td>4" Adjustable w/Pivot</td><td>\$150</td></tr> <tr><td>2</td><td>Lateral Sliding</td><td>\$140</td></tr> <tr><td>3</td><td>3" Adjustable</td><td>\$75</td></tr> <tr><td>4</td><td>Swing</td><td>\$295</td></tr> <tr><td>5</td><td>No Arms</td><td>\$0</td></tr> <tr><td>6</td><td>C Loop</td><td>\$75</td></tr> <tr><td>7</td><td>Chrome Loop</td><td>\$75</td></tr> <tr><td>9</td><td>5-way Adjustable</td><td>\$150</td></tr> </table>	0	4" Adjustable	\$125	1	4" Adjustable w/Pivot	\$150	2	Lateral Sliding	\$140	3	3" Adjustable	\$75	4	Swing	\$295	5	No Arms	\$0	6	C Loop	\$75	7	Chrome Loop	\$75	9	5-way Adjustable	\$150	2 Synchro 
0	4" Adjustable	\$125																													
1	4" Adjustable w/Pivot	\$150																													
2	Lateral Sliding	\$140																													
3	3" Adjustable	\$75																													
4	Swing	\$295																													
5	No Arms	\$0																													
6	C Loop	\$75																													
7	Chrome Loop	\$75																													
9	5-way Adjustable	\$150																													
U4ia	4	6	3	2																											

Synchro



U4ia4652	U4ia4752
\$791	\$842
\$821	\$872
\$851	\$902
\$891	\$942
\$931	\$982
\$981	\$1,032
\$1,031	\$1,082
\$1,091	\$1,142
\$1,151	\$1,202

- Grade 1**
- Grade 2**
- Grade 3**
- Grade 4**
- Grade 5**
- Grade 6**
- Grade 7**
- Grade 8**
- Grade 9**

38 x 26 x 26	38 x 26 x 26	Chair (H x W x D)
36 lbs	36 lbs	Chair Weight
19.5	22	Seat Width
16.5 – 21.5	16.5 – 21.5	Seat Height
16.5 – 19	16.5 – 19	Seat Depth (OPTIONAL)
F5° – R15°	F5° – R15°	Seat Angle
19	19	Back Width
20.5 – 23.5	20.5 – 23.5	Back Height
100° – 128°	100° – 128°	Back Angle
3	3	Lumbar Range
26	26	Base Diameter
1 yd	1 yd	COM Yardage
36 x 26 x 19	36 x 26 x 19	Shipping Box (L x W x H)
46 lbs	46 lbs	Shipping Weight
KD	KD	Shipping Method

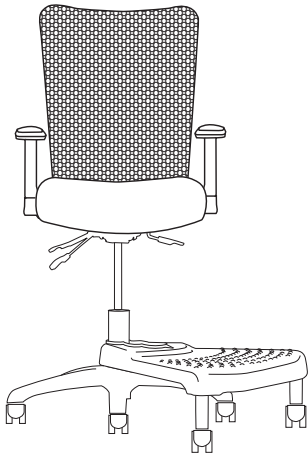
All measurements are nominal and shown in inches.

Step 2 — Add option codes after model number U4ia4632 - _ - _

General		Back Sleeve (back of sleeve made w/Spacer)		Casters/Glides		Cylinders		
F	Fring® Footrest <i>Only available on (B0) base</i>	\$50	S1 Grade 1	\$110	C1 Hard Floor	\$25	L1 3" Cylinder	\$0
J	Upholstered Arm Pad <i>Only available on (2) arm</i>	\$65	S2 Grade 2	\$160	C2 Glides	\$25	L13 7" Dual Stage	\$55
N	N-dulgent® Memory Foam	\$75	S3 Grade 3	\$200			L14 10" Dual Stage	\$55
N2	TheraGel™ Memory Foam	\$90	S4 Grade 4	\$240				
S	Seat Slider	\$75	S5 Grade 5	\$280	Bases		Connexion® Arm	
			SU Stitched Ultraleather™	\$295	B6 26" Polished Aluminum	\$140	Z1 Connexion Arm	\$350
			S6 Grade 6	\$330			<i>Not available with (6) & (7) arm</i>	
			S7 Grade 7	\$380			Connexion® Arm Attachments	
			S8 Grade 8	\$430			A1 Tablet Holder	\$149
			S9 Grade 9	\$480			<i>Requires (Z1) Connexion Arm</i>	
			NR Non-removable	\$0				
Mesh Color								
M1	London (Navy)	\$25						
M2	Cognac (Red)	\$25						
M3	Mocha (Brown)	\$25						
M4	Ivory	\$25						
M5	Silver	\$25						

U4ia® Stool

Task/Conference



U4ia4608-R8

Features

- Passive weight dispersion design
- Generous foam for optimal comfort
- Optional removable back sleeve for an upholstered look & feel

Standard Features

- No Arms
- Carpet Casters
- 26" Black Base
- 8" Cylinder
- Black Mesh Back

Need it Now? 5-day Quick Ship

Only standard features are available as Quick Ship unless otherwise noted.

QUICK SHIP ARMS

3 3" Adjustable Arms

5 No Arms







9 5-way Adjustable Arms

QUICK SHIP FABRICS

For available Quick Ship fabrics see page 8.

Step 1 — Model Number

Series Code	Back	Select a Seat	Select an Arm	Select a Mech
U4ia U4ia	4 Mid Back	6 Medium Seat 7 Large Seat	0 4" Adjustable \$125 1 4" Adjustable w/Pivot \$150 2 Lateral Sliding \$140 3 3" Adjustable \$75 4 Swing \$295 5 No Arms \$0 6 C Loop \$75 7 Chrome Loop \$75 9 5-way Adjustable \$150	1 Basic 8 Standard 9 Deluxe-tilt
U4ia	4	6	3	8

Basic		Standard		Deluxe-tilt	
					
U4ia4651	U4ia4751	U4ia4658	U4ia4758	U4ia4659	U4ia4759
\$806	\$857	\$826	\$877	\$847	\$898
\$836	\$887	\$856	\$907	\$877	\$928
\$866	\$917	\$886	\$937	\$907	\$958
\$906	\$957	\$926	\$977	\$947	\$998
\$946	\$997	\$966	\$1,017	\$987	\$1,038
\$996	\$1,047	\$1,016	\$1,067	\$1,037	\$1,088
\$1,046	\$1,097	\$1,066	\$1,117	\$1,087	\$1,138
\$1,106	\$1,157	\$1,126	\$1,177	\$1,147	\$1,198
\$1,166	\$1,217	\$1,186	\$1,237	\$1,207	\$1,258

- Grade 1**
- Grade 2**
- Grade 3**
- Grade 4**
- Grade 5**
- Grade 6**
- Grade 7**
- Grade 8**
- Grade 9**


42.5 x 26 x 26	42.5 x 26 x 26	44.5 x 26 x 26	44.5 x 26 x 26	44.5 x 26 x 26	44.5 x 26 x 26	Chair (H x W x D)
32 lbs	32 lbs	40 lbs	40 lbs	40 lbs	40 lbs	Chair Weight
19.5	22	19.5	22	19.5	22	Seat Width
21.5 – 29.5	21.5 – 29.5	22.5 – 30.5	22.5 – 30.5	22.5 – 30.5	22.5 – 30.5	Seat Height
17 – 18	17 – 18	16.5 – 19	16.5 – 19	16.5 – 19	16.5 – 19	Seat Depth (OPTIONAL)
R4°	R4°	R3°	R3°	R4°	R4°	Seat Angle
19	19	19	19	19	19	Back Width
22	22	22	22	22	22	Back Height
97°	97°	95° – 102°	95° – 102°	95° – 102°	95° – 102°	Back Angle
N/A	N/A	N/A	N/A	N/A	N/A	Lumbar Range
26	26	26	26	26	26	Base Diameter
1 yd	1 yd	1 yd	1 yd	1 yd	1 yd	COM Yardage
36 x 26 x 19	36 x 26 x 19	36 x 26 x 19	36 x 26 x 19	36 x 26 x 19	36 x 26 x 19	Shipping Box (L x W x H)
42 lbs	42 lbs	50 lbs	50 lbs	50 lbs	50 lbs	Shipping Weight
KD	KD	KD	KD	KD	KD	Shipping Method

All measurements are nominal and shown in inches.

Step 2 — Add option codes after model number U4ia4638 - _ - _

General		Back Sleeve (back of sleeve made w/Spacer)		Bases		Connexion® Arm		
J	Upholstered Arm Pad <i>Only available on (2) arm</i>	\$65	S1 Grade 1	\$110	B6 26" Polished Aluminum	\$140	Z1 Connexion Arm <i>Not available with (6) & (7) arm</i>	\$350
N	N-dulgent® Memory Foam	\$75	S2 Grade 2	\$160	Chair Cylinders		Connexion® Arm Attachments	
N2	TheraGel™ Memory Foam	\$90	S3 Grade 3	\$200	L1 3" Cylinder	\$0	A1 Tablet Holder <i>Requires (Z1) Connexion Arm</i>	\$149
Mesh Color			S4 Grade 4	\$240	L3 5" Cylinder	\$0	NeXtep® for stool cylinders only	
M1	London (Navy)	\$25	S5 Grade 5	\$280	L13 7" Dual Stage	\$0	R8 8" w/Casters	\$185
M2	Cognac (Red)	\$25	S6 Grade 6	\$330	L14 10" Dual Stage	\$0	R10 10" w/Casters	\$185
M3	Mocha (Brown)	\$25	S7 Grade 7	\$380	Stool Cylinders		R18 8"/10" w/Casters	\$295
M4	Ivory	\$25	S8 Grade 8	\$430	L5 10" Cylinder	\$0	RW8 Wide 8" w/Casters	\$295
M5	Silver	\$25	S9 Grade 9	\$480	L7 7" Cylinder	\$0	RW10 Wide 10" w/Casters	\$295
			NR Non-removable <i>Make a back sleeve non-removable</i>	\$0	Footrings for stool cylinders only		Also available w/glides.	
			Casters/Glides		R1 18" Black Plastic	\$60		
			C1 Hard Floor	\$25	R2 20" Chrome	\$80		
			C2 Glides	\$25				

For additional stool options see page 110.



U4iaG4665



Features



- Mesh or upholstered back option
- Passive weight dispersion design
- Generous foam for optimal comfort
- Optional removable back sleeve for an upholstered look & feel

Standard Features

- No Arms
- Black Base

Step 1 — Model Number

Series Code	Back	Seat	Select an Arm	Select a Base
U4iaG U4ia Guest	4 Mid Back	6 Medium Seat	3 3" Adjustable <i>Fixe Width</i> \$75 5 No Arms \$0 6 C Loop \$75 7 Chrome Loop \$75	4 4-leg  5 Sled 
U4iaG	4	6	3	5

4-leg Base	Sled Base	
		
U4iaG4654	U4iaG4655	
\$729	\$796	Grade 1
\$759	\$826	Grade 2
\$789	\$856	Grade 3
\$829	\$896	Grade 4
\$869	\$936	Grade 5
\$919	\$986	Grade 6
\$969	\$1,036	Grade 7
\$1,029	\$1,096	Grade 8
\$1,089	\$1,156	Grade 9

38.75 x 20.5 x 24	38.25 x 20.5 x 24	Chair (H x W x D)
27.5 lbs	31 lbs	Chair Weight
19.5	19.5	Seat Width
18	17.25	Seat Height
18	18	Seat Depth
R3°	R4°	Seat Angle
19	19	Back Width
21	21	Back Height
104°	104°	Back Angle
N/A	N/A	Lumbar Range
20.5	20.5 x 23	Base Diameter
1 yd	1 yd	COM Yardage
30 x 27 x 39	30 x 27 x 39	Shipping Box (L x W x H)
37.5 lbs	40.5 lbs	Shipping Weight
FA	FA	Shipping Method

All measurements are nominal and shown in inches.

Step 2 — Add option codes after model number U4iaG4635 - __ - __

General	Mesh Color	Back Sleeve (back of sleeve made w/Spacer)
CB Chrome Base \$95	M0 Black Blurr \$0	S1 Grade 1 \$110
	M1 London (Navy) \$25	S2 Grade 2 \$160
	M2 Cognac (Red) \$25	S3 Grade 3 \$200
	M3 Mocha (Brown) \$25	S4 Grade 4 \$240
	M4 Ivory \$25	S5 Grade 5 \$280
	M5 Silver \$25	SU Stitched Ultraleather™ \$295
		S6 Grade 6 \$330
		S7 Grade 7 \$380
		S8 Grade 8 \$430
		S9 Grade 9 \$480
		NR Non-removable \$0



ULU4602

Task/Conference

Features

- Upholstered or mesh back
- Adjustable lumbar support (easily slide up & down with no levers)
- Weight sensing mechanism without tension knob
- Intuitive ergonomics

Standard Features

- No Arms
- Carpet Casters
- 25" Black Base
- 5" Cylinder
- Seat Slider
- Black Mesh
- Adjustable Lumbar

Need it Now? 5-day Quick Ship

QS Denotes Quick Ship models.

Only standard features are available as Quick Ship unless otherwise noted.



QUICK SHIP ARMS









- 3 3D
- 5 No Arms

QUICK SHIP FABRICS

For available Quick Ship fabrics see page 8.

Step 1 — Model Number

Series Code	Select a Back	Select a Seat	Select an Arm	Select a Mech
ULU Ulius	4 Mesh Back 5 Upholstered Back	6 Medium Seat 7 Large Seat	0 Fixed \$75 3 3D \$75 4 4D \$150 5 No Arms \$0 6 3D Chrome \$175 7 Chrome Loop \$295 8 4D Chrome \$250	2 Synchro  3 Weight Sensitive 
ULU	4	6	3	3

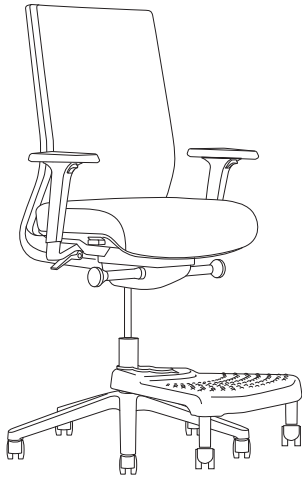
Synchro				Weight Sensitive				
								
ULU4652	ULU4752	ULU5652	ULU5752	ULU4653	ULU4753	ULU5653	ULU5753	
\$785	\$835	\$885	\$935	\$745	\$795	\$845	\$895	Grade 1
\$815	\$865	\$945	\$995	\$775	\$825	\$905	\$955	Grade 2
\$845	\$895	\$1,005	\$1,055	\$805	\$855	\$965	\$1,015	Grade 3
\$885	\$935	\$1,075	\$1,125	\$845	\$895	\$1,035	\$1,085	Grade 4
\$925	\$975	\$1,145	\$1,195	\$885	\$935	\$1,105	\$1,155	Grade 5
\$975	\$1,025	\$1,225	\$1,275	\$935	\$985	\$1,185	\$1,235	Grade 6
\$1,025	\$1,075	\$1,305	\$1,355	\$985	\$1,035	\$1,265	\$1,315	Grade 7
\$1,085	\$1,135	\$1,395	\$1,445	\$1,045	\$1,095	\$1,355	\$1,405	Grade 8
\$1,145	\$1,195	\$1,485	\$1,535	\$1,105	\$1,155	\$1,445	\$1,495	Grade 9
								Grade 1
								Grade 2
								Grade 3
								Grade 4
								Grade 5
								Grade 6
								Grade 7
								Grade 8
								Grade 9
40 x 26 x 26	40 x 26 x 26	40 x 26 x 26	40 x 26 x 26	40 x 26 x 26	40 x 26 x 26	40 x 26 x 26	40 x 26 x 26	Chair (H x W x D)
30 lbs	30 lbs	30 lbs	30 lbs	28 lbs	28 lbs	28 lbs	28 lbs	Chair Weight
19.5	21	19.5	21	19.5	21	19.5	21	Seat Width
17.25 - 22.25	17.25 - 22.25	17.25 - 22.25	17.25 - 22.25	17 - 22	17 - 22	17 - 22	17 - 22	Seat Height
17.25 - 19.75	17.25 - 19.75	17 - 19.5	17 - 19.5	17.25 - 19.75	17.25 - 19.75	17 - 19.5	17 - 19.5	Seat Depth
R1.5° - R6°	R1.5° - R6°	R1.5° - R6°	R1.5° - R6°	R1° - R5.5°	R1° - R5.5°	R1° - R5.5°	R1° - R5.5°	Seat Angle
18.5	18.5	18.5	18.5	18.5	18.5	18.5	18.5	Back Width
22	22	22	22	22	22	22	22	Back Height
98° - 120°	98° - 120°	98° - 120°	98° - 120°	100° - 118°	100° - 118°	100° - 118°	100° - 118°	Back Angle
4.25 - 8.25	4.25 - 8.25	5 - 8	5 - 8	4.25 - 8.25	4.25 - 8.25	5 - 8	5 - 8	Lumbar Range
26	26	26	26	26	26	26	26	Base Diameter
1	1	3	3	1	1	3	3	COM Yardage
26 x 35.5 x 19	26 x 35.5 x 19	26 x 35.5 x 19	26 x 35.5 x 19	26 x 35.5 x 19	26 x 35.5 x 19	26 x 35.5 x 19	26 x 35.5 x 19	Shipping Box (L x W x H)
40 lbs	40 lbs	40 lbs	40 lbs	38 lbs	38 lbs	38 lbs	38 lbs	Shipping Weight
KD	KD	KD	KD	KD	KD	KD	KD	Shipping Method

All measurements are nominal and shown in inches.

Task/Conference

Step 2 — Add option codes after model number ULU4633 - _ - _

General		Mesh Color		Casters		Cylinders		
N	N-dulgent® Memory Foam	\$75	M1 Navy	\$50	C1 Hard Floor	\$25	L26 5" Chrome Cylinder	\$55
N2	TheraGel™ Memory Foam	\$90	M3 Beige	\$50				
			M5 Silver	\$50				
					Bases		Headrest	
					B36 25" Polished Aluminum	\$140	H Headrest	\$95



ULS5632

Task/Conference



Features

- Upholstered back
- Adjustable lumbar support (easily slide up & down with no levers)
- Weight sensing mechanism without tension knob
- Intuitive ergonomics

Standard Features

- No Arms
- Carpet Casters
- 26" Black Base
- 8" Cylinder
- Adjustable Lumbar

Step 1 — Model Number

Series Code	Select a Back	Select a Seat	Select an Arm	Select a Mech
ULS Ulius Stool	5 Upholstered Back	6 Medium Seat 7 Large Seat	0 Fixed \$75 3 3D \$75 4 4D \$150 5 No Arms \$0 6 3D Chrome \$175 7 Chrome Loop \$295 8 4D Chrome \$250	2 Synchro  3 Weight Sensitive 
ULS	5	6	3	3

Synchro		Weight Sensitive	
ULS5652	ULS5752	ULS5653	ULS5753
\$885	\$935	\$845	\$895
\$945	\$995	\$905	\$955
\$1,005	\$1,055	\$965	\$1,015
\$1,075	\$1,125	\$1,035	\$1,085
\$1,145	\$1,195	\$1,105	\$1,155
\$1,225	\$1,275	\$1,185	\$1,235
\$1,305	\$1,355	\$1,265	\$1,315
\$1,395	\$1,445	\$1,355	\$1,405
\$1,485	\$1,535	\$1,445	\$1,495
<hr/>			
46.25 x 26 x 26	46.25 x 26 x 26	46 x 26 x 26	46 x 26 x 26
30 lbs	30 lbs	28 lbs	28 lbs
19.5	21	19.5	21
23.25 – 31	23.25 – 31	23 – 30.75	23 – 30.75
17	17	17	17
R1.5° – R6°	R1.5° – R6°	R1° – R5.5°	R1° – R5.5°
18.5	18.5	18.5	18.5
22	22	22	22
98° – 120°	98° – 120°	100° – 118°	100° – 118°
5 – 8	5 – 8	5 – 8	5 – 8
26	26	26	26
3	3	3	3
26 x 35.5 x 19	26 x 35.5 x 19	26 x 35.5 x 19	26 x 35.5 x 19
41 lbs	41 lbs	39 lbs	39 lbs
KD	KD	KD	KD

- Grade 1**
- Grade 2**
- Grade 3**
- Grade 4**
- Grade 5**
- Grade 6**
- Grade 7**
- Grade 8**
- Grade 9**

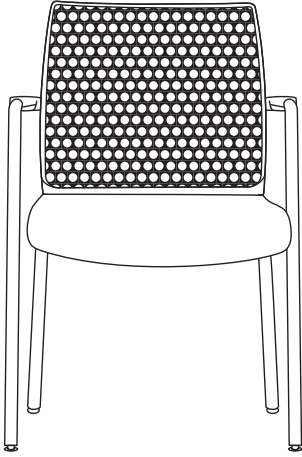
- Chair (H x W x D)
- Chair Weight
- Seat Width
- Seat Height
- Seat Depth
- Seat Angle
- Back Width
- Back Height
- Back Angle
- Lumbar Range
- Base Diameter
- COM Yardage
- Shipping Box (L x W x H)
- Shipping Weight
- Shipping Method

All measurements are nominal and shown in inches.

Step 2 — Add option codes after model number ULU5633 - _ - _

General		Bases		Headrest		NeXtep® for stool cylinders only	
N	N-dulgent® Memory Foam \$75	B26	25" Black \$0	H	Headrest \$95	R8	8" w/Casters \$185
N2	TheraGel™ Memory Foam \$90	B36	25" Polished Aluminum \$140			R10	10" w/Casters \$185
Casters		Cylinders		Footrings		R18	8"/10" w/Casters \$295
C1	Hard Floor \$25	L5	10" Cylinder \$0	R1	18" Black Plastic \$60	RW8	Wide 8" w/Casters \$295
		L7	7" Cylinder \$0	R2	20" Chrome \$80	RW10	Wide 10" w/Casters \$295
		L13	7" Dual Stage \$0				
		L14	10" Dual Stage \$0				

Also available w/glides.



ULG264

Features

- Upholstered and mesh back options
- Wall saver legs

Standard Features

- Black Base

Step 1 — Model Number

Series Code	Select a Back	Select a Seat	Select a Base
<p>ULG Ulius Guest</p>	<p>2 Mesh Back</p> <p>3 Upholstered</p>	<p>6 Medium Seat</p>	<p>4 4-leg</p>
<p>ULG</p>	<p>2</p>	<p>6</p>	<p>4</p>



ULG264

ULG364

\$635	\$735
\$665	\$795
\$695	\$855
\$735	\$925
\$775	\$995
\$825	\$1,075
\$875	\$1,155
\$935	\$1,245
\$995	\$1,335

- Grade 1**
- Grade 2**
- Grade 3**
- Grade 4**
- Grade 5**
- Grade 6**
- Grade 7**
- Grade 8**
- Grade 9**

33.25 x 21.5 x 24.5	33.25 x 21.5 x 24.5
22 lbs	22 lbs
19	19
17.5	17.5
19	19
18	18
16	16
8.5	8.5
21.5	21.5
1	2
24 x 23 x 35	24 x 23 x 35
32 lbs	32 lbs
FA	FA

- Chair (H x W x D)
- Chair Weight
- Seat Width
- Seat Height
- Seat Depth
- Back Width
- Back Height
- Arm Height
- Arm Width
- COM Yardage
- Shipping Box (L x W x H)
- Shipping Weight
- Shipping Method

All measurements are nominal and shown in inches.

Step 2 — Add option codes after model number ULG264 - __ - __

General

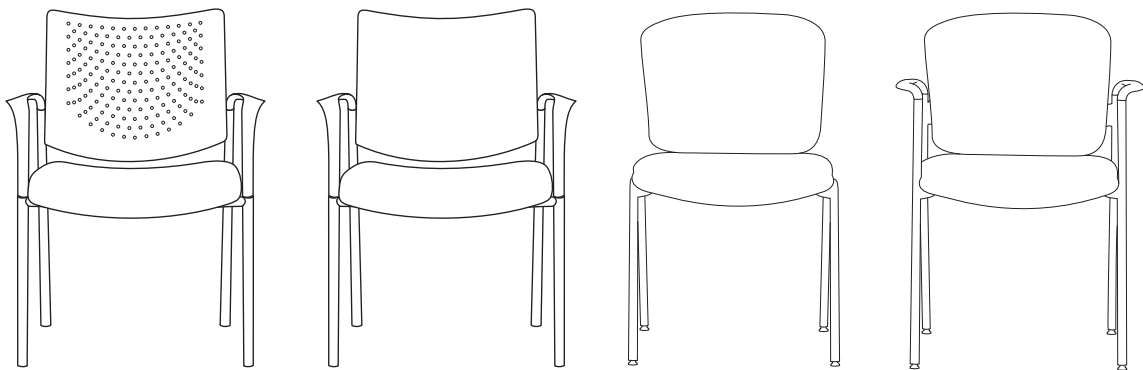
CB Chrome Base **\$95**


ACTIVE/GUEST SEATING

Neutral Posture's active/guest seating are ideal for high traffic areas like waiting rooms, cafes or multi-purpose spaces. Whether you're looking

for traditional guest chairs or seating for your collaborative areas, they provide support, comfort and style sure to bring sophistication to any area.

ACTIVE/GUEST SEATING





DCE211

Active/Guest

Features

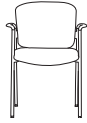
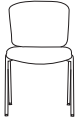
- Stackable, up to 5 high
- Generous amount of foam in seat & back
- Fully upholstered back
- Self-leveling non-marking glides
- Optional arms
- Optional ganging device

Standard Features

- Black Base
- Glides

Step 1 — Model Number

Series Code	Back	Seat	Select an Arm
DCE Dice	2 Back	1 Seat	1 Arms 5 No Arms
DCE	2	1	1



DCE215

DCE211

\$469	\$500	Grade 1
\$514	\$545	Grade 2
\$559	\$590	Grade 3
\$614	\$645	Grade 4
\$669	\$700	Grade 5
\$734	\$765	Grade 6
\$799	\$830	Grade 7
\$874	\$905	Grade 8
\$949	\$980	Grade 9


33 x 19 x 21.5	33 x 23.5 x 21.5	Chair (H x W x D)
19 lbs	20 lbs	Chair Weight
18	18	Seat Width
18.5	18.5	Seat Height
18	18	Seat Depth
19	19	Back Width
15.5	15.5	Back Height
N/A	21	Arm Width
2 yd	2 yd	COM Yardage
24 x 23 x 35	24 x 23 x 35	Shipping Box (L x W x H)
29 lbs	30 lbs	Shipping Weight
FA	FA	Shipping Method

All measurements are nominal and shown in inches.


Step 2 — Add option codes after model number DCE211 - __ - __

General

C6	Optional Casters <i>Set of 4</i>	\$30
CBL005	Ganging Device <i>2 per set</i>	\$30
CP	Chrome Package <i>Chrome frame</i>	\$40



FAC160
Molded plastic back



FAC260
Upholstered back

Features

- 9 frame colors available in addition to standard black
- Upholstered or molded plastic back
- Upholstered back style stacks 5-high
- Molded plastic back style stacks 6-high
- Integrated wall saver leg design
- Optional ganging device
- Optional arms

Standard Features

- Black Base
- Glides

Step 1 — Model Number

Series Code

FAC Facet

FAC

Select a Back

- 1** Molded Plastic Back
- 2** Upholstered Back

1

Seat

6 Medium Seat

6

Select an Arm

- 0** Arms
- 5** No Arms

0

Molded Plastic Back

Upholstered Back

FAC165	FAC160	FAC265	FAC260
\$392	\$414	\$434	\$457
\$437	\$459	\$479	\$502
\$482	\$504	\$524	\$547
\$537	\$559	\$579	\$602
\$592	\$614	\$634	\$657
\$657	\$679	\$699	\$722
\$722	\$744	\$764	\$787
\$797	\$819	\$839	\$862
\$872	\$894	\$914	\$937

- Grade 1
- Grade 2
- Grade 3
- Grade 4
- Grade 5
- Grade 6
- Grade 7
- Grade 8
- Grade 9

33 x 22.5 x 23	33 x 24.5 x 23	33 x 22.5 x 23	33 x 24.5 x 23	Chair (H x W x D)
16.5 lbs	18 lbs	18.5 lbs	20 lbs	Chair Weight
18.5	18.5	18.5	18.5	Seat Width
18.5	18.5	18.5	18.5	Seat Height
18.5	18.5	18.5	18.5	Seat Depth
18.5	18.5	18.5	18.5	Back Width
15	15	15	15	Back Height
N/A	24.5	N/A	24.5	Arm Width
0.75 yd	0.75 yd	1.25 yd	1.25 yd	COM Yardage
29 x 27 x 39	29 x 27 x 39	29 x 27 x 39	29 x 27 x 39	Shipping Box (L x W x H)
26.5 lbs	28 lbs	28.5 lbs	30 lbs	Shipping Weight
FA	FA	FA	FA	Shipping Method

All measurements are nominal and shown in inches.

Active/Guest

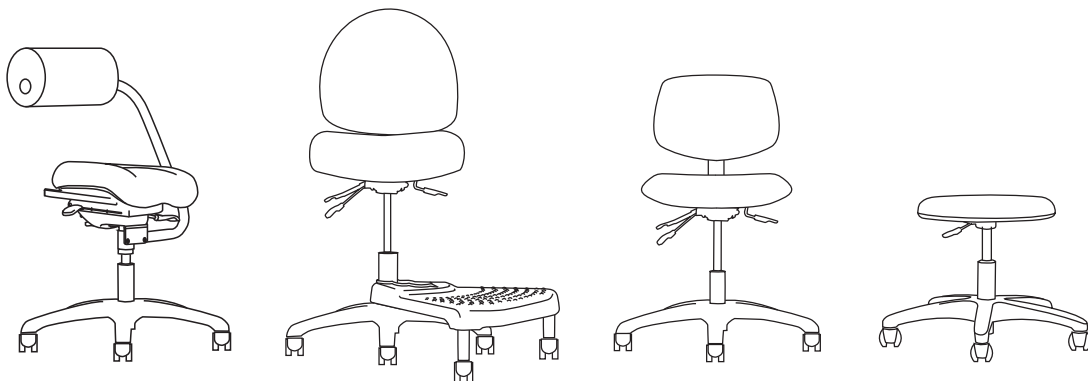
Step 2 — Add option codes after model number FAC160 - _ - _

General		Frame Color	
C6	Casters <i>Set of 4</i>	\$30	201T Cream \$120
CBL005	Ganging Device <i>2 per set</i>	\$30	202T Designer Beige \$120
			203T Grey \$120
			204T Jet Black \$120
			200T Sky White \$120
			303 Brass \$140
			301 Champagne \$140
			302 Platinum \$140

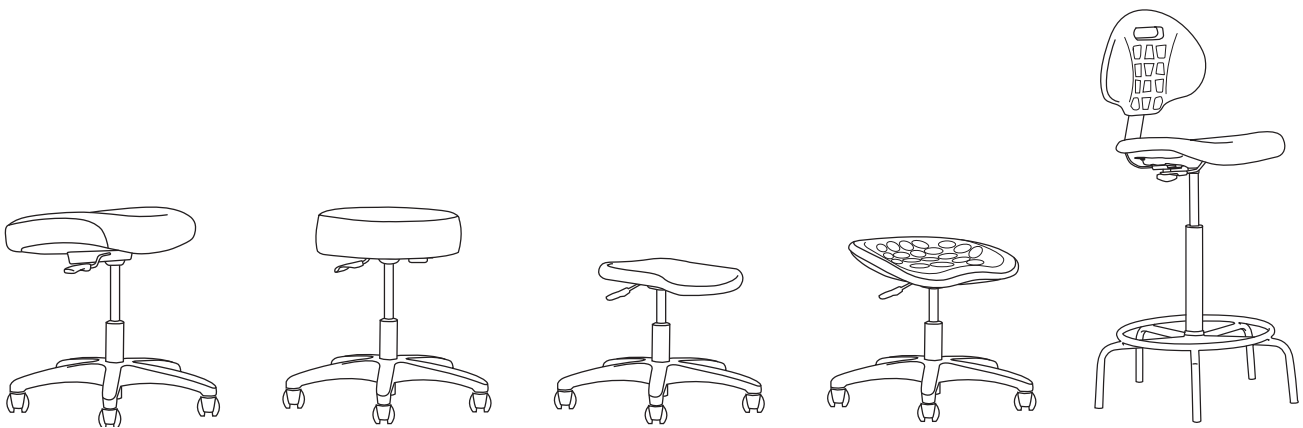
INDUSTRIAL/HEALTHCARE SEATING

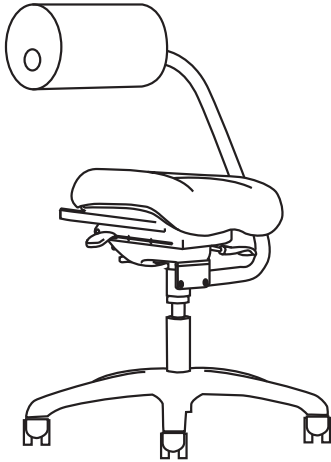
Neutral Posture's industrial seating is designed for mobility and support during the busy workday. The industrial chairs were designed with a different mindset than most chairs because they serve such different and unique purposes. Industrial seating is designed to support some of the hardest workers out there. From the dental assistant on the Geo to the car mechanic on the Stratus Urethane, the Industrial seating plays an imperative role in the backbone of

almost every company. With an indefinite number of customization options in industrial seating, you can build and design the perfect industrial chair that will support you and work just as hard as you do. From the urethane seats that are stain resistant and can be used in the roughest environments to the upholstered Adapta Stool for more long term use, NP's industrial seating has everything you need to be supported and productive in your work.



INDUSTRIAL/HEALTHCARE SEATING





ABC1633

Industrial/Healthcare

Features

- ESD & Cleanroom options available
- Adjustable seat height, depth, angle & tension
- Adjustable AbRest™ height
- 4-way AbRest™ rotation
- AbRest™ swivel/pivot

Standard Features

- Black Arm
- Hard Floor Casters
- 26" Black Base
- 5" Cylinder

Step 1 — Model Number

Series Code	Select a Back	Select a Seat	Arm	Mech
ABC AbChair	1 Urethane AbRest 2 Upholstered AbRest	3 Medium Seat 5 Urethane Seat 6 Medium Seat <i>Moderate Contour</i>	3 Black Arm	3 Tilt <i>w/Seat Slider</i>
ABC	2	3	3	3

ABC1333	ABC1533	ABC1633	ABC2333	ABC2533	ABC2633
\$1,112	\$1,142	\$1,224	\$1,112	\$1,142	\$1,224
\$1,142	N/A	\$1,254	\$1,172	\$1,202	\$1,284
\$1,172	N/A	\$1,284	\$1,232	\$1,262	\$1,344
\$1,212	N/A	\$1,324	\$1,302	\$1,332	\$1,414
\$1,252	N/A	\$1,364	\$1,372	\$1,402	\$1,484
\$1,302	N/A	\$1,414	\$1,452	\$1,482	\$1,564
\$1,352	N/A	\$1,464	\$1,532	\$1,562	\$1,644
\$1,412	N/A	\$1,524	\$1,622	\$1,652	\$1,734
\$1,472	N/A	\$1,584	\$1,712	\$1,742	\$1,824
37 x 28 x 28	37 x 28 x 28	37 x 28 x 28	37 x 28 x 28	37 x 28 x 28	37 x 28 x 28
45 lbs	49 lbs	47 lbs	45 lbs	49 lbs	47 lbs
22	19	23	22	19	23
21 – 26	20 – 25	22 – 27	21 – 26	20 – 25	22 – 27
17 – 19.75	16 – 18.75	18 – 20.75	17 – 19.75	16 – 18.75	18 – 20.75
R1° – F16°	R1° – F16°	R1° – F16°	R1° – F16°	R1° – F16°	R1° – F16°
26	26	26	26	26	26
1 yd	N/A	1 yd	2 yd	1 yd	2 yd
36 x 26 x 19	36 x 26 x 19	36 x 26 x 19	36 x 26 x 19	36 x 26 x 19	36 x 26 x 19
55 lbs	59 lbs	57 lbs	55 lbs	59 lbs	57 lbs
FA	FA	FA	FA	FA	FA

- Grade 1
- Grade 2
- Grade 3
- Grade 4
- Grade 5
- Grade 6
- Grade 7
- Grade 8
- Grade 9

- Chair (H x W x D)
- Chair Weight
- Seat Width
- Seat Height
- Seat Depth
- Seat Angle
- Base Diameter
- COM Yardage
- Shipping Box (L x W x H)
- Shipping Weight
- Shipping Method

All measurements are nominal and shown in inches. Specs may differ for stools.

Industrial/Healthcare

Step 2 — Add option codes after model number ABC2333 - __ - __

General		Bases	
CR Cleanroom to Class 100	\$120	B0 26" Black	\$0
<i>Urethane AbRest only</i>		B9 28" Chrome	\$160
E ESD*	\$290	B22 22" Black	\$0
Casters/Glides		Chair Cylinder	
C1 Hard Floor	\$0	L3 5" Cylinder	\$0
C2 Glides	\$0	L14 10" Dual Stage	\$55
C3 Occupied Braking	\$185		
C4 Unoccupied Braking	\$60		

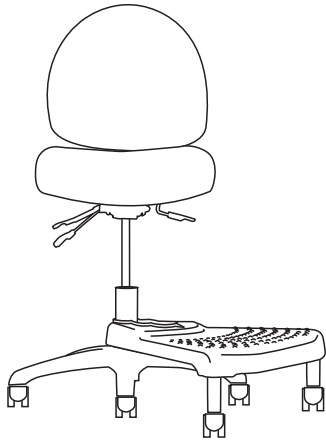
Stool Options

Stool Cylinder	
L4 8" Cylinder	\$55
Footrings for stool cylinders only	
R1 18" Black Plastic	\$60
R2 20" Chrome	\$80
NeXtep® for stool cylinders only	
R8 8" w/Casters	\$185
R10 10" w/Casters	\$185
R18 8"/10" w/Casters	\$295
RW8 Wide 8" w/Casters	\$295
RW10 Wide 10" w/Casters	\$295
Also available w/glides.	

For additional stool options see page 110.

*Contact Customer Service – customerservice@neutralposture.com

Adapta™ Stool



ADS5658-R8

Features




- Upholstered seat & back
- Generous foam for optimal comfort
- ESD & Cleanroom options available
- Optional NeXtep® platform with depth adjustments







Standard Features

- No Arms
- Hard Floor Casters
- 26" Black Base
- 8" Cylinder

Industrial/Healthcare

Step 1 — Model Number

Series Code	Back	Select a Seat	Select an Arm	Select a Mech
ADS Adapta	5 Mid Back	6 Medium Seat 7 Large Seat	0 4" Adjustable \$125 1 4" Adjustable w/Pivot \$150 2 Lateral Sliding \$140 3 3" Adjustable \$75 4 Swing \$295 5 No Arms \$0 6 C Loop \$75 7 Chrome Loop \$75 9 5-way Adjustable \$150	1 Basic  8 Standard  9 Deluxe-tilt 
ADS	5	6	3	8

Basic		Standard		Deluxe-tilt	
					
ADS5651	ADS5751	ADS5658	ADS5758	ADS5659	ADS5759
\$836	\$887	\$857	\$908	\$877	\$928
\$896	\$947	\$917	\$968	\$937	\$988
\$956	\$1,007	\$977	\$1,028	\$997	\$1,048
\$1,026	\$1,077	\$1,047	\$1,098	\$1,067	\$1,118
\$1,096	\$1,147	\$1,117	\$1,168	\$1,137	\$1,188
\$1,176	\$1,227	\$1,197	\$1,248	\$1,217	\$1,268
\$1,256	\$1,307	\$1,277	\$1,328	\$1,297	\$1,348
\$1,346	\$1,397	\$1,367	\$1,418	\$1,387	\$1,438
\$1,436	\$1,487	\$1,457	\$1,508	\$1,477	\$1,528
42 x 26 x 26	42 x 26 x 26	43 x 26 x 26	43 x 26 x 26	43 x 26 x 26	43 x 26 x 26
32 lbs	32 lbs	40.5 lbs	40.5 lbs	40.5 lbs	40.5 lbs
19.5	22	19.5	22	19.5	22
21.5 – 29.5	21.5 – 29.5	22.5 – 30.5	22.5 – 30.5	22.5 – 30.5	22.5 – 30.5
14.5 – 16	14.5 – 16	15 – 17.5	15 – 17.5	15 – 17.5	15 – 17.5
R4°	R4°	R3°	R3°	R4°	R4°
19.5	19.5	19.5	19.5	19.5	19.5
20.5	20.5	21 – 23.5	21 – 23.5	21 – 23.5	21 – 23.5
100°	100°	97° – 105°	97° – 105°	97° – 105°	97° – 105°
2.75	2.75	2.75	2.75	2.75	2.75
26	26	26	26	26	26
2 yd	2 yd	2 yd	2 yd	2 yd	2 yd
36 x 26 x 19	36 x 26 x 19	36 x 26 x 19	36 x 26 x 19	36 x 26 x 19	36 x 26 x 19
42 lbs	42 lbs	50.5 lbs	50.5 lbs	50.5 lbs	50.5 lbs
KD	KD	KD	KD	KD	KD

- Grade 1
- Grade 2
- Grade 3
- Grade 4
- Grade 5
- Grade 6
- Grade 7
- Grade 8
- Grade 9

- Chair (H x W x D)
- Chair Weight
- Seat Width
- Seat Height
- Seat Depth
- Seat Angle
- Back Width
- Back Height
- Back Angle
- Lumbar Range
- Base Diameter
- COM Yardage
- Shipping Box (L x W x H)
- Shipping Weight
- Shipping Method

All measurements are nominal and shown in inches.

Step 2 — Add option codes after model number ADS5638 - __ - __

Stool Options

General

CR	Cleanroom to Class 100	\$120
E	ESD*	\$290
F	Fring® Footrest	\$100
	<i>Only available on (B0) base</i>	
J	Upholstered Arm Pad	\$65
	<i>Only available on (2) arm</i>	

Casters/Glides

C0	Carpet	\$0
C1	Hard Floor	\$0
C2	Glides	\$0
C3	Occupied Braking	\$185
C4	Unoccupied Braking	\$60
C5	Single Wheel Industrial	\$60
	<i>Hard floor</i>	

Bases

B0	26" Black	\$0
B3	26" Spider Ring w/Glides	\$140
	<i>Special shipping required</i>	
B6	26" Polished Aluminum	\$140
B9	28" Chrome	\$160
B12	28" Black	\$110
B20	25" Spider Ring w/Glides	\$145
	<i>Special shipping required</i>	

Chair Cylinders

L1	3" Cylinder	\$0
L3	5" Cylinder	\$0
L13	7" Dual Stage	\$55
L14	10" Dual Stage	\$55

Stool Cylinders

L4	8" Cylinder	\$0
L5	10" Cylinder	\$0
L7	7" Cylinder	\$0

Footrings for stool cylinders only

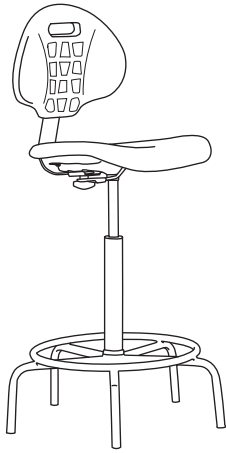
R1	18" Black Plastic	\$60
R2	20" Chrome	\$80

NeXtep® for stool cylinders only

R8	8" w/Casters	\$185
R10	10" w/Casters	\$185
R18	8"/10" w/Casters	\$295
RW8	Wide 8" w/Casters	\$295
RW10	Wide 10" w/Casters	\$295

Also available w/glides.

For additional stool options see page 110.



NCUGG1-L5-B20

Industrial/Healthcare


Features

- 3 active adjustments
- Concave low back
- Contoured, waterfall seat
- Textured urethane seat & back
- Wide variety of stool packages
- Urethane is resilient to harsh environments
- Cleanroom option available

Standard Features

- No Arms
- Hard Floor Casters
- 26" Black Base
- 5" Cylinder
- Cleanroom to Class 100

Step 1 — Model Number

Series Code	Back	Seat	Mech
NCU Geo	G Geo Urethane Back	G Geo Urethane Seat	1 Basic 
NCU	G	G	1



NCUGG1

\$367

Urethane

38 x 26 x 26	Chair (H x W x D)
22 lbs	Chair Weight
18	Seat Width
15.5 – 20.5	Seat Height
16.5 – 19	Seat Depth
R 9°	Seat Angle
16.25	Back Width
14.5 – 18	Back Height
95° – 100°	Back Angle
N/A	Lumbar Range
26	Base Diameter
30.25 x 26 x 24	Shipping Box (L x W x H)
32 lbs	Shipping Weight
KD	Shipping Method

All measurements are nominal and shown in inches.
Specs may differ for stools.

Step 2 — Add option codes after model number NCUGG1 - __ - __

Stool Options

General		Bases		Chair Cylinders		Stool Cylinders		
F	Fring® Footrest <i>Only available on (B0) base</i>	\$50	B0	26" Black	\$0	L1	3" Cylinder	\$0
			B3	26" Spider Ring w/Glides <i>Special shipping required</i>	\$140	L3	5" Cylinder	\$0
			B6	26" Polished Aluminum	\$140	L13	7" Dual Stage	\$55
			B9	28" Chrome	\$160	L14	10" Dual Stage	\$55
			B12	28" Black	\$110			
			B20	25" Spider Ring w/Glides <i>Special shipping required</i>	\$145			
Casters/Glides								
C1	Hard Floor	\$0						
C2	Glides	\$0						
C3	Occupied Braking	\$185						
C4	Unoccupied Braking	\$60						

Footrings for stool cylinders only

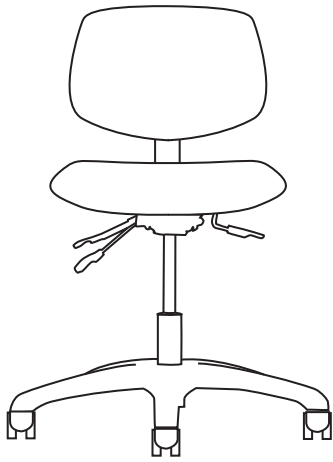
R1	18" Black Plastic	\$60
R2	20" Chrome	\$80

NeXtep® for stool cylinders only

R8	8" w/Casters	\$185
R10	10" w/Casters	\$185
R18	8"/10" w/Casters	\$295
RW8	Wide 8" w/Casters	\$295
RW10	Wide 10" w/Casters	\$295

Also available w/glides.

For additional stool options see page 110.



NCU552




Features


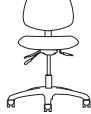
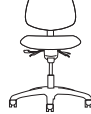
- Passive weight dispersion design
- Urethane is resilient to harsh environments
- Wide variety of stool options
- Cleanroom option available

Standard Features

- No Arms
- Hard Floor Casters
- 26" Black Base
- 5" Cylinder
- Cleanroom to Class 100

Step 1 — Model Number

Series Code	Back	Seat	Select a Mech
NCU Graphite	5 Flat Urethane Back	5 Flat Urethane Seat	1 Basic  2 Standard  3 Deluxe-tilt 
NCU	5	5	2

Basic	Standard	Deluxe-tilt
		
NCU551	NCU552	NCU553
\$479	\$541	\$571

Urethane

	Basic	Standard	Deluxe-tilt	
33.5 x 26 x 26	31.5 x 26 x 26	31.5 x 26 x 26	31.5 x 26 x 26	Chair (H x W x D)
41 lbs	41 lbs	41 lbs	41 lbs	Chair Weight
19	19	19	19	Seat Width
14.25 – 19.25	14 – 19	14 – 19	14 – 19	Seat Height
17.5 – 20	18	18	18	Seat Depth
R5°	R5°	F7° – R4°	F7° – R4°	Seat Angle
17	17	17	17	Back Width
16.25	14.5 – 18.5	14.5 – 18.5	14.5 – 18.5	Back Height
103°	90° – 120°	105° – 136°	105° – 136°	Back Angle
16 – 20	16 – 20	16 – 20	16 – 20	Lumbar Range
26	26	26	26	Base Diameter
28 x 26 x 24	28 x 26 x 24	28 x 26 x 24	28 x 26 x 24	Shipping Box (L x W x H)
51 lbs	51 lbs	51 lbs	51 lbs	Shipping Weight
KD	KD	KD	KD	Shipping Method

All measurements are nominal and shown in inches. Specs may differ for stools.

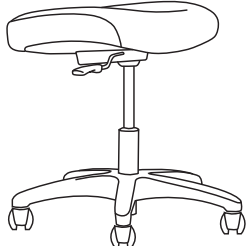
Step 2 — Add option codes after model number NCU552 - ___ - ___

Stool Options

General	Casters/Glides	Bases	Stool Cylinders
F Fring® Footrest \$50 <i>Only available on (B0) base</i>	C2 Glides \$0	B3 26" Spider Ring w/Glides \$140 <i>Special shipping required</i>	L4 8" Cylinder \$55
HD Heavy Duty \$100 <i>Only available on (1) Mech</i>	C3 Occupied Braking \$185	B6 26" Polished Aluminum \$140	L5 10" Cylinder \$55
	C4 Unoccupied Braking \$60	B9 28" Chrome \$160	L7 7" Cylinder \$55
		B12 28" Black \$110	Footrings for stool cylinders only
		B20 25" Spider Ring w/Glides \$145 <i>Special shipping required</i>	R1 18" Black Plastic \$60
			R2 20" Chrome \$80
Arms		Chair Cylinders	NeXtep® for stool cylinders only
A0 4" Adjustable \$140		L1 3" Cylinder \$0	R8 8" w/Casters \$185
A2 T Arms \$90		L13 7" Dual Stage \$55	R10 10" w/Casters \$185
A3 3" Adjustable \$90		L14 10" Dual Stage \$55	R18 8"/10" w/Casters \$295
A6 4" Adjustable Extended Height \$190			RW8 Wide 8" w/Casters \$295
			RW10 Wide 10" w/Casters \$295

Also available w/glides.
For additional stool options see page 110.

Stratus™ Upholstered



NBF064



NBF074

Features


- ESD & Cleanroom options available
- Passive weight dispersion design
- Generous foam for optimal comfort





Standard Features

- Hard Floor Casters
- 22" Black Base
- 5" Cylinder

Industrial/Healthcare

Step 1 — Model Number

Series Code	Back	Select a Seat	Select a Mech
NBF Stratus Upholstered	0 Backless	6 Medium Seat 7 Round Seat	4 Basic 5 Ring 6 Tilt
NBF	0	6	6 

Basic		Ring	Tilt
			
NBF064	NBF074	NBF075	NBF066
\$316	\$265	\$296	\$418
\$346	\$295	\$326	\$448
\$376	\$325	\$356	\$478
\$416	\$365	\$396	\$518
\$456	\$405	\$436	\$558
\$506	\$455	\$486	\$608
\$556	\$505	\$536	\$658
\$616	\$565	\$596	\$718
\$676	\$625	\$656	\$778

17 x 22 x 22	16 x 22 x 22	16 x 22 x 22	19 x 22 x 22
16.5 lbs	14 lbs	14 lbs	23.5 lbs
19.5	16	16	19.5
14.5 – 19.5	16 – 21	16 – 21	15.75 – 20.75
18.5	16	16	18.5
F4.4°	N/A	N/A	F4.7° – R21.3°
22	22	22	22
1 yd	1 yd	1 yd	1 yd
28 x 26 x 24	25 x 25 x 11	25 x 25 x 11	28 x 26 x 24
26.5 lbs	24 lbs	24 lbs	33.5 lbs
KD	KD	KD	KD

- Grade 1
- Grade 2
- Grade 3
- Grade 4
- Grade 5
- Grade 6
- Grade 7
- Grade 8
- Grade 9

- Chair (H x W x D)
- Chair Weight
- Seat Width
- Seat Height
- Seat Depth
- Seat Angle
- Base Diameter
- COM Yardage
- Shipping Box (L x W x H)
- Shipping Weight
- Shipping Method

All measurements are nominal and shown in inches.
Specs may differ for stools.

Step 2 — Add option codes after model number NBF066 - __ - __

General		Bases	
CR Cleanroom to Class 100	\$120	B0 26" Black	\$0
E ESD*	\$290	B3 26" Spider Ring w/Glides	\$140
F Fring® Footrest	\$50	<i>Special shipping required</i>	
<i>Only available on (B0) base</i>		B6 26" Polished Aluminum	\$140
		B9 28" Chrome	\$160
		B12 28" Black	\$110
		B20 25" Spider Ring w/Glides	\$145
		<i>Special shipping required</i>	
		B22 22" Black	\$0
Casters/Glides		Chair Cylinders	
C1 Hard Floor	\$0	L1 3" Cylinder	\$0
C2 Glides	\$0	L3 5" Cylinder	\$0
C3 Occupied Braking	\$185	L14 10" Dual Stage	\$55
C4 Unoccupied Braking	\$60		
C5 Single Wheel Industrial	\$60		
<i>Hard floor</i>			

Connexion® Arm	
Z1 Connexion Arm	\$350
<i>Only available on (7) seat</i>	
Connexion® Arm Attachments	
A1 Tablet Holder	\$149
<i>Requires (Z1) Connexion Arm</i>	

Stool Options

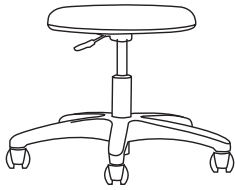
Stool Cylinders	
L4 8" Cylinder	\$55
L5 10" Cylinder	\$55
L7 7" Cylinder	\$55
Footrings for stool cylinders only	
R1 18" Black Plastic	\$60
R2 20" Chrome	\$80
NeXtep® for stool cylinders only	
R8 8" w/Casters	\$185
R10 10" w/Casters	\$185
R18 8"/10" w/Casters	\$295
RW8 Wide 8" w/Casters	\$295
RW10 Wide 10" w/Casters	\$295

Also available w/glides.

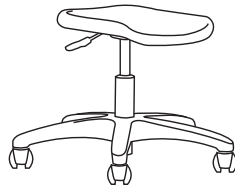
For additional stool options see page 110.

*Contact Customer Service – customerservice@neutralposture.com

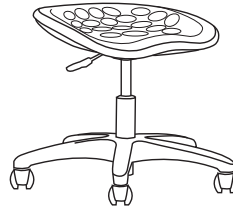
Stratus™ Urethane



NBU044



NBU054



NBU084

Features




- Passive weight dispersion design
- Urethane is resilient to harsh environments
- Cleanroom option available

Standard Features

- 5" Cylinder
- 22" Black Base
- Hard Floor Casters
- Cleanroom to Class 100

Industrial/Healthcare

Step 1 — Model Number







Series Code	Back	Select a Seat	Select a Mech
NBU Stratus Urethane	0 Backless	4 Round Seat 5 Flat Seat 8 Tractor Seat	4 Basic  5 Ring  6 Tilt 
NBU	0	4	6

Basic

Ring

Tilt

Stratus™ Urethane

Basic		Ring		Tilt	
					
NBU044	NBU054	NBU084	NBU045	NBU056	NBU086
\$204	\$326	\$357	\$235	\$428	\$459
13.5 x 22 x 22	14.5 x 22 x 22	13.5 x 22 x 22	13.5 x 22 x 22	15 x 22 x 22	13.25 x 22 x 22
17 lbs	28 lbs	22 lbs	17 lbs	28 lbs	22 lbs
14	19	19	14	19	19
13.5 – 18.5	14.5 – 19.5	13.5 – 18.5	13.5 – 18.5	15 – 20	13.25 – 18.25
14	18	13.5	14	18	13.5
R0°	R7°	R2.5°	R0°	F2° – R14°	F2.5° – R10°
22	22	22	22	22	22
N/A	N/A	N/A	N/A	N/A	N/A
25 x 25 x 11	25 x 25 x 11	25 x 25 x 11	25 x 25 x 11	25 x 25 x 11	25 x 25 x 11
27 lbs	38 lbs	32 lbs	27 lbs	38 lbs	32 lbs
KD	KD	KD	KD	KD	KD

Urethane

Chair (H x W x D)

Chair Weight

Seat Width

Seat Height

Seat Depth

Seat Angle

Base Diameter

COM Yardage

Shipping Box (L x W x H)

Shipping Weight

Shipping Method

All measurements are nominal and shown in inches.
Specs may differ for stools.

Step 2 — Add option codes after model number NBU046 - ___ - ___

Stool Options

General

F Fring® Footrest \$50
Only available on (B0) base

Casters/Glides

C1 Hard Floor \$0
C2 Glides \$0
C3 Occupied Braking \$185
C4 Unoccupied Braking \$60
C5 Single Wheel Industrial \$60
Hard floor

Bases

B0 26" Black \$0
B3 26" Spider Ring w/Glides \$140
Special shipping required
B6 26" Polished Aluminum \$140
B9 28" Chrome \$160
B12 28" Black \$110
B20 25" Spider Ring w/Glides \$145
Special shipping required
B22 22" Black \$0

Chair Cylinders

L1 3" Cylinder \$0
L3 5" Cylinder \$0
L14 10" Dual Stage \$55

Stool Cylinders

L4 8" Cylinder \$55
L5 10" Cylinder \$55
L7 7" Cylinder \$55

Footrings for stool cylinders only

R1 18" Black Plastic \$60
R2 20" Chrome \$80

NeXtep® for stool cylinders only

R8 8" w/Casters \$185
R10 10" w/Casters \$185
R18 8"/10" w/Casters \$295
RW8 Wide 8" w/Casters \$295
RW10 Wide 10" w/Casters \$295

Also available w/glides.

For additional stool options
see page 110.

NEXTEP®

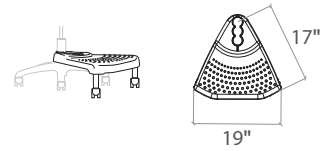
- Adjustable depth (13", 15" & 17") from cylinder
Not available on Wide NeXtep
- Wide platform for comfortable & ergonomic positioning of the feet & leg support
- Strong, stable step for entering & exiting the stool
- Casters lock when weight is applied
- Supports up to 400 lbs

Only available on Neutral Posture stools

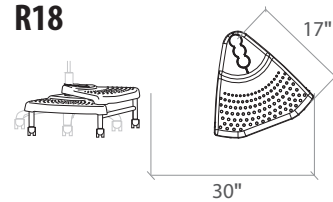
	w/Glides		w/Locking Casters	
8"	R7	\$135	R8	\$185
10"	R9	\$135	R10	\$185
12"	R11	\$135	R12	\$185
8"/10" Combo	R17	\$235	R18	\$295
10"/12" Combo	R21	\$235	R22	\$295
Wide 8"	RW7	\$235	RW8	\$295
Wide 10"	RW9	\$235	RW10	\$295

The NeXtep should only be used on stools that meet the current BIFMA tip test standards.

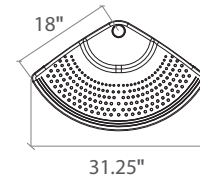
R8



R18



RW10

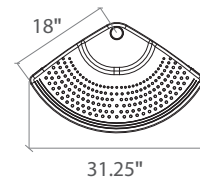
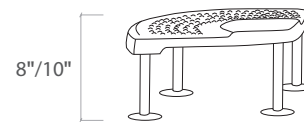


N-POSITION™

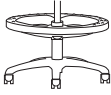
- Wide platform for comfortable & ergonomic positioning of the feet & leg support
- Top surface provides extra raised surface area to support legs while sitting
- Supports up to 400 lbs

F8 (8" Platform) \$395

F10 (10" Platform) \$395

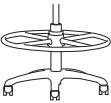


FOOTRINGS



- 18" BLACK PLASTIC**
- Flat textured surface
 - Height adjustable
 - Pressure fit

R1 \$60



- 20" CHROME**
- Height adjustable
 - Twist/spin tightening

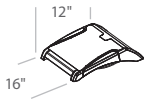
R2 \$80



- FRING® W/BASE**
- Aids shorter workers with a slightly higher "floor"
 - Raised massage bumps provide a gentle rub to shoeless feet

FRF \$175

FOOTRESTS



- ADJUSTABLE**
- Easy adjustment, folding support legs provide platform
 - Tilt angles of 6°, 12°, 16° & 25°
 - Provides support for workers under 5th percentile
 - Footrest surface covered by anti-fatigue rubber mat

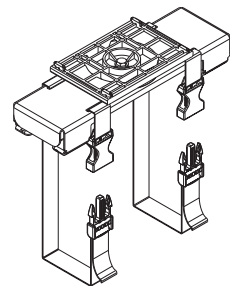
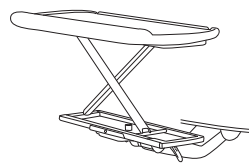
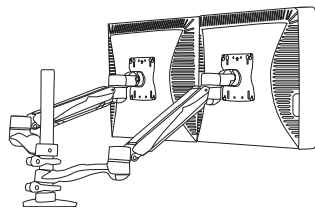
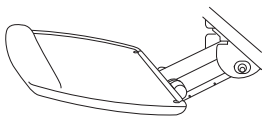
FR16 \$175

WORKPLACE ACCESSORIES

At Neutral Posture we are about more than just chairs. The office is all about being a place where you can be productive and get your task done with excellence and speed. In order to be the most productive you can be you need accessories to help. Nothing is worse than not having the right tool when you are trying to

complete a task. People of all industries work hard and our accessories collection is here to make life just a little bit easier. From our popular Connexion Arm®, that supports your tablet, to our monitor arms, our accessories are ground-breaking and will elevate your productivity to the next level with ease.

WORKPLACE ACCESSORIES



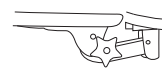
KEYBOARD ARMS




Leverless



Sit/Stand



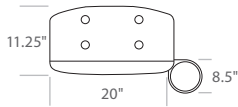
Econo



Dual Indicator
HFES compliant

Code	A	C	E	U
Leverless Height	✓	✓	N/A	N/A
Height	-6" – 2.5"	-6" – 8"	-5.25" – 0"	-6.5" – 2.38"
Tilt	-15° – 0°	-15° – 0°	-15° – 15°	-20° – 10°
Spring Assist	✓	✓	✓	✓
360° Rear Swivel	✓	✓	✓	✓
Track Length	23"	21"	18"	19"
(OPTIONAL) Short Track	18"	18"	N/A	N/A
Glide Track	✓	✓	✓	✓
Quick Ship	QS	QS	QS	
List	\$210	\$230	\$160	\$245

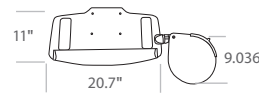
KEYBOARD TRAYS



11

- Straights, corners & natural keyboards
- Anti-skid neoprene pads hold keyboard securely in place

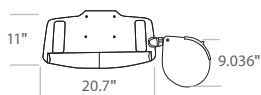
List \$155



52

- Straight
- 20" "green" tray
- Height adjustable tilt & swivel mouse
- Gel filled palm rest

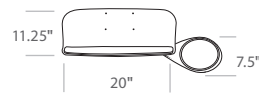
List \$325



21

- Straight
- 20" phenolic tray
- Height adjustable tilt & swivel mouse
- Gel filled palm rest

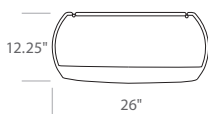
List \$325



86 — ELEMENTAL®

- Straights, corners and natural keyboards
- Made from 100% recycled aluminum
- Polished surface

List \$295




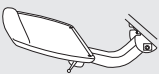

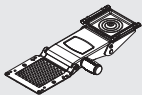
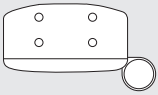
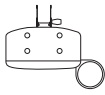
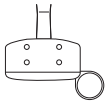
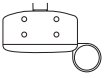
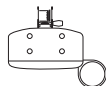
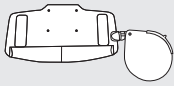
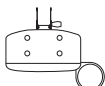
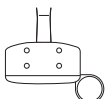
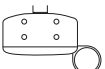
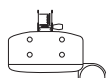

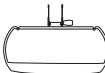
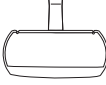


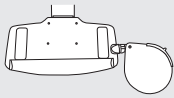
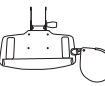
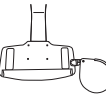
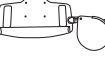
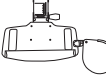
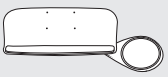

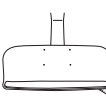

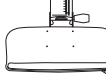
43 — SOFTOUCH™

- Straight
- Urethane over steel plate
- Includes mouse surface

List \$230

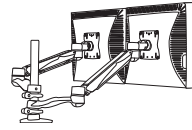


EASY COMBOS

		Keyboard Arms			
					
		Leverless (A)	Sit/Stand (C)	Econo (E)	Dual Indicator (U)
Keyboard Trays	 11	 Easy A11 \$365	 Easy C11 \$385	 Easy E11 \$315	 Easy U11 \$400
	 21	 Easy A21 \$535	 Easy C21 \$555	 Easy E21 \$485	 Easy U21 \$570
	 43 – SofTouch™	 Easy A43 \$440	 Easy C43 \$460	 Easy E43 \$390	 Easy U43 \$475
	 52	 Easy A52 \$535	 Easy C52 \$555	 Easy E52 \$485	 Easy U52 \$570
	 86 – elementAI®	 Easy A86 \$505	 Easy C86 \$525	 Easy E86 \$455	 Easy U86 \$540

Easy Combo Options

- General
- 5 **Short Track – 18"** \$0
Only available on (A) or (C) arm



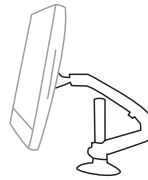
MONITOR ARMS

BOOST™ MONITOR ARM

- Yields 13" of vertical movement & 24" of extension
- Supports monitors weighing up to 20 lbs
- Effortlessly position two monitors at the same height on a single post
- Easily attach two arms on a single post without additional brackets
- Install three or more arms with an optional cross bar
- Convenient keyhole slots to effortlessly install monitor onto mounting plate
- Panel, slat wall & desk mounting options

NOTE: For multi-screen solutions, contact customerservice@neutralposture.com

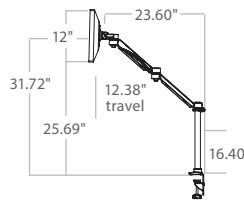
Single Arm	Description	List
KCG-110B	Black	\$455
KCG-110S	Silver	\$455
Double Arm		List
KCG-110DB	Black	\$899
KCG-110DS	Silver	\$899
Wall Mount		List
KCG-WMB	Black	\$525
KCG-WMS	Silver	\$525



FREEDOM ARM

- Includes vesa plate aluminum articulating arm & desk clamp base
- Tilt: Up 90°, Down 45°
- Pan: 180°
- Rotation: 360°
- Offers 14" of dynamic one-touch height adjustment
- Full extension range of 23.4"

Model #	Description	List
918001	Silver	\$495

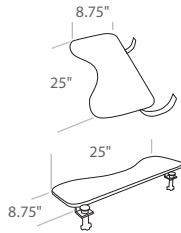


SIT/STAND MONITOR ARM

- Sturdy aluminum construction with vesa compatibility
- Width & depth adjustable fasteners
- Convenient pull handle
- Brings monitor up to standing height

Model #	Description	List
KCG-SSB	Black	\$575
KCG-SSS	Silver	\$575

ACCESSORIES



FOREARM SUPPORTS

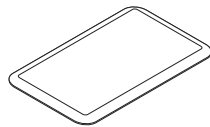
- Alleviates shoulder, neck & body burden
- Provides soft transition to protect ulnar nerve
- Lightweight & portable



Model 1

Model 2

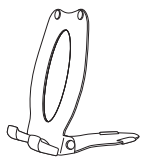
160241 \$240	160243 \$240	w/Hooks
160242 \$240	160244 \$240	w/Screws



ANTI-FATIGUE FLOOR MATS

- Premium comfort will not bottom out or lose bounce over time
- Commercial-grade heavy-duty polyurethane
- Matte texture provides optimum traction
- Beveled edge reduces tripping potential
- Available in black

H	W	D	MODEL #	LIST
¾"	32"	20"	EAM3220B	\$285
¾"	48"	20"	EAM4820B	\$435
¾"	72"	20"	EAM7220B	\$648
¾"	36"	24"	EAM3624B	\$360
¾"	60"	36"	EAM6036B	\$828



TABLET HOLDER

- Light weight & portable
- Dimensions: 6.76 x 5.5 x 2
- Holds tablets, phones or documents upright
- Easily adjusts for comfortable viewing angle
- Rests on desktop or flat surfaces

Model #	Description	List
TABHLDR	Black	\$137

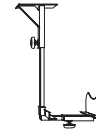
CPU HOLDERS

CPU HOLDER

- Mounts easily under worksurface storing CPU safely under desk & off the floor
- Adjusts to either a vertical or horizontal position
- Adjustable width of 5.5" – 9.8" & height of 15.5" – 20"

Model #
VCPUF

List
\$175

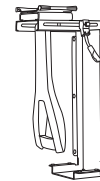


CPU HOLDER

- CPU retracts on a 17" track & swivels to allow full accessibility & easy storage
- Accommodates CPU weighing up to 75 lbs & measuring 64" in perimeter
- Installation is quick & easy
- Soft touch anti-slip pads prevent CPU from slipping

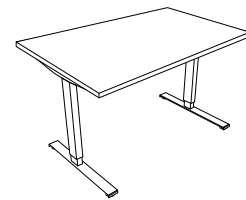
Model #
VPCU

List
\$195



ADJUSTABLE HEIGHT TABLES

For adjustable height tables see Equity^{NP} Price List



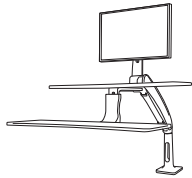
Workplace Accessories



STANDUP®

- Retrofits between most existing keyboard trays & keyboard arms
- Mounts directly to worksurface without keyboard arm
- Additional 2" – 11" of height adjustment
- Infinite range positioning
- \$50 discount when ordered with any Easy Combo (page 115)

MODEL #	LIST
SUP04	\$420

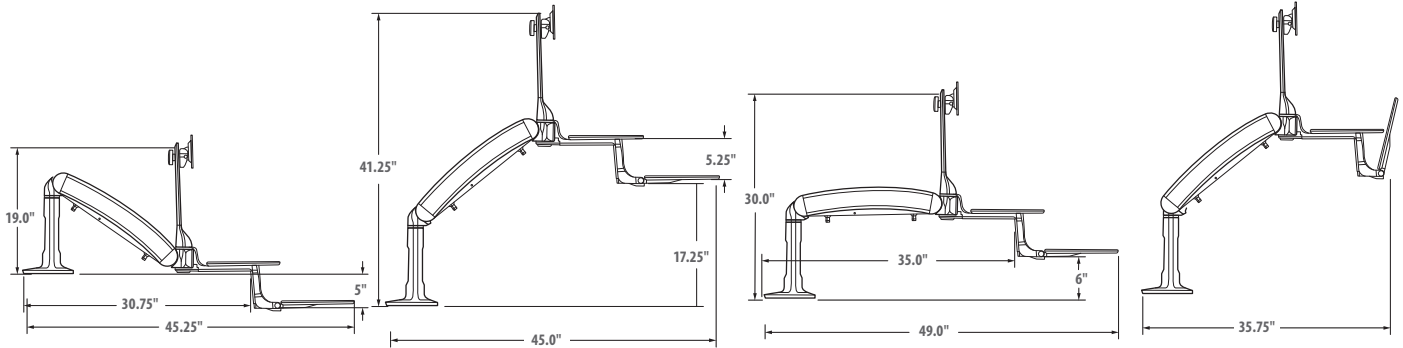
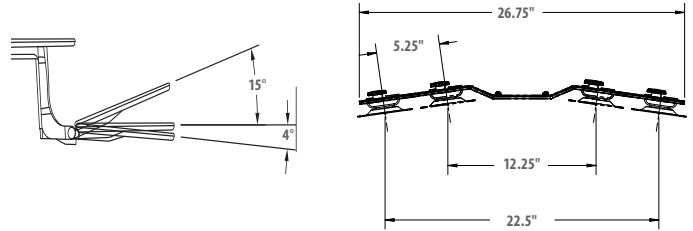


STANDUP® A1

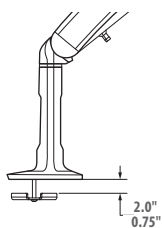
- The integral dual tray system offers a spacious keyboard & mouse platform as well as a secondary surface for other items
- Extends forward to allow the keyboard tray to rest below the desk surface supporting proper ergonomic positioning
- Over 22" of assisted positioning
- Accommodates users ranging from 5th percentile seated female to 95th percentile standing male
- Supports monitors weighing between 5–20 lbs
- Supports technology ranging from 5–25 lbs
- Grommet or clamp mount

1 MONITOR	MECH	LIST
SUPA1B	Black	\$997
SUPA1S	Silver	\$997

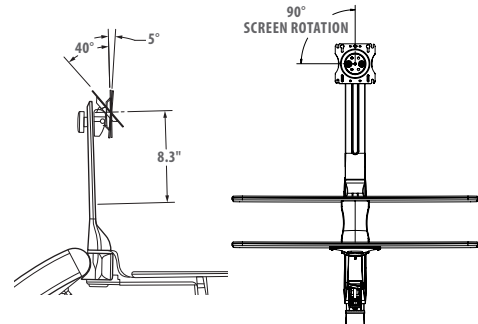
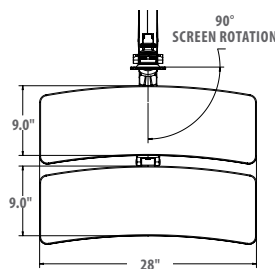
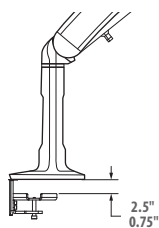
2 MONITORS	MECH	LIST
SUPA2B	Black	\$1,187
SUPA2S	Silver	\$1,187

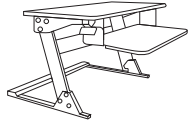


GROMMET MOUNT



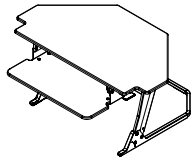
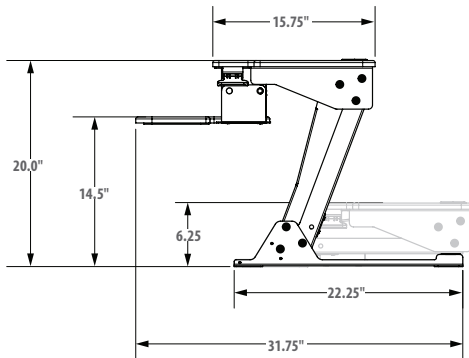
CLAMP MOUNT





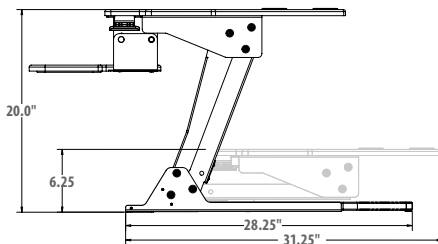
STANDUP® X1

- Easily convert any desk into a sit/stand workstation
- 13.8" of height range accommodates a variety of users
- Keyboard tray has 20° (-10° to 10°) of tilt
- Weighs only 40 lbs
- Primary worksurface accommodates two 24" monitors
- No assembly required



STANDUP® X1 — CORNER

- Easily convert any desk into a sit/stand workstation
- Designed to fit 90° corner desk configurations
- 13.8" of height range accommodates a variety of users
- Keyboard tray has 20° (-10° to 10°) of tilt
- Weighs only 42 lbs
- Primary worksurface accommodates two 24" monitors
- No assembly required



36" Wide — Supports up to 35 lbs

MODEL #	MECH	WORKSURFACE	LIST/L1	L2	L3
SUPX136B	Black	N/A	\$ 567	N/A	N/A
SUPX136BL	Black	Laminate	\$ 897	\$ 987	\$ 1,076
SUPX136W	White	N/A	\$ 567	N/A	N/A
SUPX136WL	White	Laminate	\$ 897	\$ 987	\$ 1,076

40" Wide — Supports up to 35 lbs

MODEL #	MECH	WORKSURFACE	LIST/L1	L2	L3
SUPX140BL	Black	Laminate	\$ 955	\$ 1,051	\$ 1,146
SUPX140WL	White	Laminate	\$ 975	\$ 1,073	\$ 1,170

42" Wide — Supports up to 45 lbs

MODEL #	MECH	WORKSURFACE	LIST/L1	L2	L3
SUPX142B	Black	N/A	\$ 975	N/A	N/A
SUPX142BL	Black	Laminate	\$ 995	\$ 1,095	\$ 1,194

48" Wide — Supports up to 45 lbs

MODEL #	MECH	WORKSURFACE	LIST/L1	L2	L3
SUPX148BL	Black	Laminate	\$ 1,175	\$ 1,293	\$ 1,410

36" Wide — Supports up to 35 lbs

MODEL #	MECH	WORKSURFACE	LIST/L1	L2	L3
SUPX1CR36BL	Black	Laminate	\$ 1,365	\$ 1,502	\$ 1,638

42" Wide — Supports up to 35 lbs

MODEL #	MECH	WORKSURFACE	LIST/L1	L2	L3
SUPX1CR42B	Black	N/A	\$ 995	N/A	N/A
SUPX1CR42BL	Black	Laminate	\$ 1,395	\$ 1,535	\$ 1,674

LAMINATES FOR STANDUP X1

L1

Ebony Starlight – Surf(x)
Matte White – Surf(x)

3D-100
3D-200

L2

American Natural – Surf(x)
Baroque – 3D
Shaker Cherry – Surf(x)

3D-300
3D-600
3D-500


L3

All other laminates from Omnova are available at L3 pricing with a minimum order of 10 StandUp X1s.


<https://www.omnova.com/product-types/laminates>

FABRICS


Grade 1




Spacer
Mayer Fabrics
1,000,000+ double rubs



Cross Check
Mayer Fabrics
258,000 double rubs



Forte
Mayer Fabrics
183,000 double rubs




Quattro
Mayer Fabrics
237,000 double rubs




Rumba
Mayer Fabrics
55,000 double rubs


Grade 2




Ace
C.F. Stinson
1,000,000+ double rubs
Not available on NV (3) back




Fedora
Mayer Fabrics
100,000 double rubs




Foundation 10
Mayer Fabrics
1,000,000 double rubs




Jive
Mayer Fabrics
82,000 double rubs




M Plus
Teknit®
200,000 double rubs
Not available on Embrace, Embrace Guest & NV



Samba
Mayer Fabrics
85,000 double rubs




Tango
Mayer Fabrics
80,000 double rubs




Top Shelf
Guilford of Maine
250,000 double rubs
Not available on Embrace, Embrace Guest & NV

Grade 3




Cloud 9™
335,000 double rubs
Not available on Embrace, Embrace Guest & NV



Moonscape
Mayer Fabrics
378,000 double rubs




Reverb
Mayer Fabrics
100,000+ double rubs



Revive™
Teknit®
125,000 double rubs
Not available on Embrace, Embrace Guest & NV

CAL 133


Grade 2



Foundation 10
Mayer Fabrics
1,000,000 double rubs

ESD


Grade 3



**Cloud 9™ ESD
(Thunder Only)**
Not available on Embrace, Embrace Guest & NV

CRYPTON

Grade 5




Finale
Mayer Fabrics
250,000 double rubs

Grade 4




Avant
C.F. Stinson
1,500,000 double rubs

Grade 5



Nylon Stat
Mayer Fabrics
138,000 double rubs

Grade 5




Messenger
Maharam
100,000 double rubs



Vinyl Stat - ESD
Mayer Fabrics
100,000 double rubs

LEATHERS/FAUX LEATHERS

Grade 1


 **Ranchero**
Mayer
250,000 double rubs

Grade 2


 **Dolce (Black Only)**
Spradling International
400,000 double rubs

Grade 3


 **Primera®**
Ultrafabrics®
400,000 double rubs

 **Nauga Soft**
Mosehart-Schleeter
1,000,000 double rubs

Grade 5

 **Canter EPU (anti-microbial)**
Momentum Textiles
1,000,000 double rubs

 **Dolce (Colors)**
Spradling International
400,000 double rubs

 **Ultraleather™**
Ultrafabrics®
400,000 double rubs

Grade 9

 **Madras**
335,000 double rubs

QUICK SHIP FABRICS

Grade 1

Ranchero	Black	230609
Spacer	Pewter	200651
Spacer	Ink	200649
Spacer	Black	200648
Spacer	Wine	200650

Grade 2

Ace	Toast	200714
Ace	Peony	200710
Ace	Char	200703
Ace	Midnight	200709
Ace	Jet	200707

Grade 3

Cloud 9	Red Dawn
Cloud 9	Midnight Sky
Cloud 9	New Haze
Cloud 9	Fog
Cloud 9	Thunder
Revive	Ebony
Revive	Goose
Revive	Ink
Revive	Metal

Graded In Fabrics

GRADED IN AND COM UPHOLSTERY

Neutral Posture's furniture is manufactured to the highest standards. The unique nature of upholstery and the other materials that are used in production means that no two pieces will be exactly alike. Fabrics will upholster differently based on composition and construction. Neutral Posture makes every effort to ensure that each item is produced to our exacting standards, but cannot be held responsible for slight variations in upholstery, color and general appearance.

Our artisans are skilled in creating consistent finishes across all products and materials. However, the individual nature of the materials used in the construction of our furniture means that no two pieces of furniture are exactly alike. Similarly, the images in our publications are as accurate as your monitor is calibrated, but customers are reminded that colors and finishes may vary according to the unique nature of each item of furniture.

Neutral Posture will not be responsible for variances in the sit and performance of a chair due to the fact that certain fabrics such as knits will perform differently than milled fabrics. Generally, knitted fabrics will create a softer sit and milled fabrics will provide a firmer sit.

For specific color matching requirements please contact Customer Service.

The Neutral Posture Upholstery Department is pleased to offer a Graded-in program and also accepts C.O.M. for most products. For certain items or in cases of unusual or difficult fabric patterns additional material may be required. Any unusual or special cutting requirements must be requested in writing and a full-width fabric repeat sent to Customer Service in order for a quotation to be provided. The customer is responsible for shipping C.O.M. to our Upholstery Department.

ARC COM		
Manufacturer	Pattern	Grade
Arc Com	Allegra	5
Arc Com	Alpha	5
Arc Com	Analog	7
Arc Com	Apex	6
Arc Com	Arashi	7
Arc Com	Astral	6
Arc Com	Atomic	6
Arc Com	Aurora	6
Arc Com	Axis	6
Arc Com	Bali	7
Arc Com	Beat Box	6
Arc Com	Block Party	7
Arc Com	Block Petal	6
Arc Com	Blossom	6
Arc Com	Boardwalk	5
Arc Com	Bounce 2	7
Arc Com	Brayer Flower	7
Arc Com	Bronco	5
Arc Com	Bubbly	6
Arc Com	Campus Stripe	6
Arc Com	Candy Land	7
Arc Com	Carnival	5
Arc Com	Casablanca	6
Arc Com	Cascade	6
Arc Com	Cassio	5
Arc Com	Centring Stripe	6
Arc Com	Channel	5
Arc Com	Chit-Chat	5
Arc Com	Chroma	5
Arc Com	Cirque	7
Arc Com	Clarion	6
Arc Com	Coastline	5
Arc Com	Column	5
Arc Com	Compass	6
Arc Com	Constantine	8
Arc Com	Contour	5
Arc Com	Cosmos	5
Arc Com	Crossroads	6
Arc Com	Crystal	5
Arc Com	Dakota	5
Arc Com	Dakota 2	5
Arc Com	Daytona	7
Arc Com	Dazzle	8
Arc Com	Delphi	5
Arc Com	Delta	5
Arc Com	Durango 2	4
Arc Com	Dynasty	6
Arc Com	Echo 2	6
Arc Com	Eclipse	6
Arc Com	Elementary	7
Arc Com	Elevado	6
Arc Com	empress	5
Arc Com	Etch	5
Arc Com	Facet	6
Arc Com	Fiji	5
Arc Com	Fiore	7
Arc Com	Fireflies	5
Arc Com	Francesca Wool	7

Manufacturer	Pattern	Grade
Arc Com	Francesca Wool II	7
Arc Com	Frontier 2	4
Arc Com	Galaxy	6
Arc Com	Gamma	5
Arc Com	Gardenia	5
Arc Com	Gatsby	5
Arc Com	Gem	5
Arc Com	Geostitch	7
Arc Com	Gianni	6
Arc Com	Glam	5
Arc Com	Glimmer	6
Arc Com	Glo	5
Arc Com	Great Wall	6
Arc Com	Grid	6
Arc Com	Hanji	6
Arc Com	Harlequin	6
Arc Com	Highlands	6
Arc Com	Hopscotch	5
Arc Com	Hush	5
Arc Com	Illusion	4
Arc Com	Illusion 2	4
Arc Com	Intaglio	6
Arc Com	Intaglio 2	6
Arc Com	Intersect	5
Arc Com	Isabella	5
Arc Com	Itajime	6
Arc Com	Jardin	6
Arc Com	Jing	5
Arc Com	Jive	5
Arc Com	Juilet 2	7
Arc Com	Katano	6
Arc Com	Key	5
Arc Com	Kimono	6
Arc Com	Kinetic	6
Arc Com	Kirgami	6
Arc Com	Kuba	6
Arc Com	Kumo	7
Arc Com	Laurel 2	6
Arc Com	Legacy	6
Arc Com	Legend	6
Arc Com	Leonardo	5
Arc Com	Linea	6
Arc Com	Loara	6
Arc Com	Lore	6
Arc Com	Lotus	5
Arc Com	Lunette	7
Arc Com	Luxe	6
Arc Com	Lyre	5
Arc Com	Lyric	6
Arc Com	Majorca	6
Arc Com	Marathon	5
Arc Com	Marquee	6
Arc Com	Mason	6
Arc Com	Mason Stripe	6
Arc Com	Meadow	6
Arc Com	Meridan	4
Arc Com	Mesa	5
Arc Com	Metro	7
Arc Com	Mirror Mirror	6

Manufacturer	Pattern	Grade	Manufacturer	Pattern	Grade	Manufacturer	Pattern	Grade
Arc Com	Moon Beam	6	Arc Com	Spin	7	Carnegie	Carnival	8
Arc Com	Moon Beam 2	6	Arc Com	Spirit	5	Carnegie	Cascade Applique S	Call
Arc Com	Morocco	6	Arc Com	Spot On	6	Carnegie	Channel	5
Arc Com	Mystique	6	Arc Com	Spring	6	Carnegie	Chelsea	5
Arc Com	Navigator	6	Arc Com	Spyro	6	Carnegie	Chroma	9
Arc Com	Network	8	Arc Com	Square One	7	Carnegie	Circuit S	6
Arc Com	Niagara	6	Arc Com	Strand-It	7	Carnegie	Cirque Couture	Call
Arc Com	Nova	6	Arc Com	Strata	5	Carnegie	Coco Couture	7
Arc Com	Oasis	7	Arc Com	Streamline	5	Carnegie	Collage	7
Arc Com	Oculus	6	Arc Com	Sundial	6	Carnegie	Cross Stitch	9
Arc Com	Odyssey	5	Arc Com	Symphony	6	Carnegie	Crossing	6
Arc Com	Ombre Petal	6	Arc Com	Sync	5	Carnegie	Cycle X	6
Arc Com	Omega	5	Arc Com	Tally	5	Carnegie	Dash X	6
Arc Com	Orion	5	Arc Com	Tectonic	5	Carnegie	Dawn	5
Arc Com	Pala	7	Arc Com	The Plaid	8	Carnegie	Dazzle	8
Arc Com	Palatine	5	Arc Com	Theory	3	Carnegie	Deco Embroider S	9
Arc Com	Palatine 2	5	Arc Com	Top Notch	Call	Carnegie	Departure	5
Arc Com	Panache	5	Arc Com	Tritik	6	Carnegie	Edge	6
Arc Com	Pebble Beach	5	Arc Com	Uptown	7	Carnegie	Elite	3
Arc Com	Pinball	6	Arc Com	Urban	6	Carnegie	Fine Line	7
Arc Com	Pinpoint	6	Arc Com	Vault	6	Carnegie	Flash Back S	6
Arc Com	Plateau	5	Arc Com	Velocity	6	Carnegie	Flex	5
Arc Com	Polished	6	Arc Com	Vineyard	6	Carnegie	Flux X	6
Arc Com	Polo	6	Arc Com	Vista	5	Carnegie	Four Square	7
Arc Com	Posh	7	Arc Com	Volt	8	Carnegie	Fractal Emboss S	6
Arc Com	Prism	4	Arc Com	Windlass	7	Carnegie	Fragment Emboss S	6
Arc Com	Provence	Call	Arc Com	Yo-Yo	7	Carnegie	Fresco	6
Arc Com	Quad	7	Arc Com	Zip Line	6	Carnegie	Fusion	6
Arc Com	Radius	6				Carnegie	Gamma S	5
Arc Com	Raya	6				Carnegie	Genome Embroider S	9
Arc Com	Rhythm	6				Carnegie	Groove	5
Arc Com	Ringling	6				Carnegie	Hashtag	5
Arc Com	Riviera	7				Carnegie	Havana X	6
Arc Com	Rbotic	6				Carnegie	Haze X	7
Arc Com	Rodeo	5				Carnegie	Hepburn	6
Arc Com	Rodeo 2	5				Carnegie	Herald	5
Arc Com	Rogue	6				Carnegie	Herringbone X	5
Arc Com	Roundabout	5				Carnegie	Hide	5
Arc Com	Roundabout	5				Carnegie	High Line	7
Arc Com	Sagrada	7				Carnegie	Hive	7
Arc Com	Sahara	6				Carnegie	Hoop Embroider S	8
Arc Com	Samba	6				Carnegie	Hue	6
Arc Com	Santa Fe	6				Carnegie	Icon	9
Arc Com	Santorini	6				Carnegie	Impress	5
Arc Com	Saxon	6				Carnegie	Index	4
Arc Com	Sea Willow	6				Carnegie	Infinity Plaid	8
Arc Com	Sector	6				Carnegie	Infinity Plush	8
Arc Com	Sequoia	6				Carnegie	Infinity Stripe	8
Arc Com	Sherlock	5				Carnegie	Journey	7
Arc Com	Sherlock 2	5				Carnegie	Kaleidoscope S	6
Arc Com	Shibori	6				Carnegie	Keystone	5
Arc Com	Shift	6				Carnegie	Kid	5
Arc Com	Shimmer	5				Carnegie	Kinetic	7
Arc Com	Shimmer 2	5				Carnegie	Koi	7
Arc Com	Silverado	5				Carnegie	Linen X	5
Arc Com	Silverado 2	5				Carnegie	Low Line	7
Arc Com	Solitude	6				Carnegie	Maxim	5
Arc Com	Soectrum	5				Carnegie	Maxwell Street	9
Arc Com	Speedway	6				Carnegie	Maze	7

CARNEGIE		
Manufacturer	Pattern	Grade
Carnegie	360	9
Carnegie	Abacus Embroider S	8
Carnegie	Alex	8
Carnegie	Allure	5
Carnegie	Anchor	7
Carnegie	Antoinette Couture S	7
Carnegie	Aria	Call
Carnegie	Artisan Embroider S	9
Carnegie	Axis Embroider S	8
Carnegie	Bangle	7
Carnegie	Bardot	6
Carnegie	Barre	7
Carnegie	Basket	6
Carnegie	Bauble	8
Carnegie	Bliss	7
Carnegie	Blowing Bubbles	7
Carnegie	Bolt	9
Carnegie	Break Line	9
Carnegie	Brick Lane	6
Carnegie	Brigitte Couture S	7
Carnegie	Brimfield	7
Carnegie	Buff	5
Carnegie	Buzz	7
Carnegie	Camden	7
Carnegie	Cane Embroider S	Call

Manufacturer	Pattern	Grade	Manufacturer	Pattern	Grade	C.F. STINSON VINYL		
						Manufacturer	Pattern	Grade
C.F. Stinson	Labyrinth	6	C.F. Stinson	Salinas	8	C.F. Stinson	Abacus	6
C.F. Stinson	Lateral	3	C.F. Stinson	San Simeon	7	C.F. Stinson	Affinity	6
C.F. Stinson	Leaps & Bounds	6	C.F. Stinson	Satellite	5	C.F. Stinson	Apex-Crypton® Revl™	5
C.F. Stinson	Lifecycle	7	C.F. Stinson	Scintillate	6	C.F. Stinson	Aspen	5
C.F. Stinson	Lift	7	C.F. Stinson	Seagrass	6	C.F. Stinson	Atlas	3
C.F. Stinson	Line Dance	5	C.F. Stinson	Sequence	4	C.F. Stinson	Atmosphere	4
C.F. Stinson	Links	6	C.F. Stinson	Shimmy	5	C.F. Stinson	Auberge	5
C.F. Stinson	Lucent	7	C.F. Stinson	Sideline	5	C.F. Stinson	Avant	4
C.F. Stinson	Luster	5	C.F. Stinson	Skyline	6	C.F. Stinson	Bambu-EnVi™	5
C.F. Stinson	Makeover	7	C.F. Stinson	Sleek	5	C.F. Stinson	Banyan	6
C.F. Stinson	Manchester	5	C.F. Stinson	Snuggle	5	C.F. Stinson	Bari	6
C.F. Stinson	Mandala	5	C.F. Stinson	Spindles	7	C.F. Stinson	Bistro	3
C.F. Stinson	Marimba	6	C.F. Stinson	Splash	6	C.F. Stinson	Bon Voyage	6
C.F. Stinson	Marquetry	6	C.F. Stinson	Splice	7	C.F. Stinson	Budget Black	1
C.F. Stinson	Maxwell	4	C.F. Stinson	Sprint	3	C.F. Stinson	Burkshire	4
C.F. Stinson	Maze	7	C.F. Stinson	Squire	5	C.F. Stinson	Camino	8
C.F. Stinson	Migration	7	C.F. Stinson	Stellar	5	C.F. Stinson	Capreni	5
C.F. Stinson	Mingle	6	C.F. Stinson	Steppe	6	C.F. Stinson	Carlisle	4
C.F. Stinson	Moby	3	C.F. Stinson	Stipple	5	C.F. Stinson	Casablanca	6
C.F. Stinson	Modernist	7	C.F. Stinson	Storyboard	7	C.F. Stinson	Cassidy	4
C.F. Stinson	Monhegan	6	C.F. Stinson	Straight and Narrow	6	C.F. Stinson	Catalyst	4
C.F. Stinson	Montage	5	C.F. Stinson	Stratford	8	C.F. Stinson	Channel	5
C.F. Stinson	Mumbai	7	C.F. Stinson	Sumatran Palm	6	C.F. Stinson	Chroma	5
C.F. Stinson	Nest	6	C.F. Stinson	Summit	5	C.F. Stinson	Cielo	8
C.F. Stinson	Next Scene	6	C.F. Stinson	Sunburst	6	C.F. Stinson	Cirque	5
C.F. Stinson	Nimble	6	C.F. Stinson	Sunswept	6	C.F. Stinson	Citadel	4
C.F. Stinson	Nova	5	C.F. Stinson	Supersiliness	7	C.F. Stinson	Clean Slate	5
C.F. Stinson	Now & Zen w/ Agion	7	C.F. Stinson	Swipe	6	C.F. Stinson	Colorguard	3
C.F. Stinson	Naugasoft	3	C.F. Stinson	Swivel	6	C.F. Stinson	Connect	4
C.F. Stinson	Olivia	3	C.F. Stinson	Symmetry	6	C.F. Stinson	Core	3
C.F. Stinson	On the Money	5	C.F. Stinson	Tangram	5	C.F. Stinson	Criss Cross	4
C.F. Stinson	Oscillate	6	C.F. Stinson	Tessellate	7	C.F. Stinson	Dash	5
C.F. Stinson	Outlander	4	C.F. Stinson	Thicket	4	C.F. Stinson	Diva	5
C.F. Stinson	Pacifica	7	C.F. Stinson	Three60	7	C.F. Stinson	Dodgeball	6
C.F. Stinson	Panorama	6	C.F. Stinson	Tidbit	6	C.F. Stinson	Dynasty	4
C.F. Stinson	Paradox	6	C.F. Stinson	Torus	6	C.F. Stinson	E'Lan-HC	8
C.F. Stinson	Park Avenue	6	C.F. Stinson	Tranquility	6	C.F. Stinson	Effervescence	6
C.F. Stinson	Patriot Plus II	3	C.F. Stinson	Transcend	3	C.F. Stinson	Eli	6
C.F. Stinson	Penelope	5	C.F. Stinson	Tribeca	4	C.F. Stinson	English Pub	4
C.F. Stinson	Peninsula Mohair	9	C.F. Stinson	Trio	6	C.F. Stinson	Entrada	5
C.F. Stinson	Pergola	5	C.F. Stinson	True Path w/ Agion	7	C.F. Stinson	Excursion	3
C.F. Stinson	Perimeter	5	C.F. Stinson	Tweed	6	C.F. Stinson	Expressions	4
C.F. Stinson	Persuasion	5	C.F. Stinson	Twiggy	5	C.F. Stinson	Facet	5
C.F. Stinson	Piccadilly	5	C.F. Stinson	Umbrian Rain	7	C.F. Stinson	Finite	5
C.F. Stinson	Pinball	5	C.F. Stinson	Up Tempo w/ Agion	7	C.F. Stinson	Fizz	5
C.F. Stinson	Pivot	3	C.F. Stinson	Urban Grid	3	C.F. Stinson	Fuse	3
C.F. Stinson	Polka	4	C.F. Stinson	Vanish	7	C.F. Stinson	GeoMet	5
C.F. Stinson	Portico	5	C.F. Stinson	Vapor	7	C.F. Stinson	Glisten	8
C.F. Stinson	Posey	5	C.F. Stinson	Velocity	5	C.F. Stinson	Grand Sierra	4
C.F. Stinson	Posh	5	C.F. Stinson	Vermont	6	C.F. Stinson	Grille	5
C.F. Stinson	Profile	5	C.F. Stinson	Vibe	5	C.F. Stinson	Hashtag	5
C.F. Stinson	Queue	6	C.F. Stinson	View	7	C.F. Stinson	Juxy	6
C.F. Stinson	Radiance	7	C.F. Stinson	Vineyard	7	C.F. Stinson	Kilkenny Tweed	4
C.F. Stinson	Raquette	6	C.F. Stinson	Voltage	7	C.F. Stinson	Kusari	5
C.F. Stinson	Realm	5	C.F. Stinson	Whirl	6	C.F. Stinson	Laredo	3
C.F. Stinson	Retrograde	4	C.F. Stinson	Willow Talk	6	C.F. Stinson	Latitude	3
C.F. Stinson	Revolution	6	C.F. Stinson	Wish	8	C.F. Stinson	Lava	7
C.F. Stinson	Riddle	4	C.F. Stinson	Zoom	5	C.F. Stinson	Liquid	5
C.F. Stinson	Ritz	5						

Graded In Fabrics

Manufacturer	Pattern	Grade
C.F. Stinson	Martini	6
C.F. Stinson	Matrix	5
C.F. Stinson	Mesa	8
C.F. Stinson	Mica	5
C.F. Stinson	Moccasin	3
C.F. Stinson	Modena	6
C.F. Stinson	Montana	4
C.F. Stinson	Moxie	6
C.F. Stinson	Natural World	6
C.F. Stinson	Naugaleather	4
C.F. Stinson	Naugasoft	3
C.F. Stinson	Neochrome III	4
C.F. Stinson	Olympus	6
C.F. Stinson	Orbit	5
C.F. Stinson	Oxford	4
C.F. Stinson	Patriot Plus II	3
C.F. Stinson	Petals	5
C.F. Stinson	Plexus	6
C.F. Stinson	Prisma	6
C.F. Stinson	Raffia	5
C.F. Stinson	Rainier	4
C.F. Stinson	Rally	3
C.F. Stinson	Revolve	7
C.F. Stinson	Rialto	4
C.F. Stinson	Ripple	7
C.F. Stinson	Rivera	6
C.F. Stinson	Rogue II	3
C.F. Stinson	Scout	4
C.F. Stinson	Scribe	5
C.F. Stinson	Script	5
C.F. Stinson	Sedona	8
C.F. Stinson	Sentry - HC	4
C.F. Stinson	Shantung	4
C.F. Stinson	Silverado w/ Agion®	6
C.F. Stinson	Simplicity	4
C.F. Stinson	Sleek	5
C.F. Stinson	Slightwave	5
C.F. Stinson	Smile	6
C.F. Stinson	Smoothie	4
C.F. Stinson	Solitaire	4
C.F. Stinson	Sphere	5
C.F. Stinson	Spirit Millennium	4
C.F. Stinson	Stat-Con	6
C.F. Stinson	Sterling w/ Agion	6
C.F. Stinson	Stitch in Time	4
C.F. Stinson	Sundance w/ StaKleen™	5
C.F. Stinson	Symphony Classic	4
C.F. Stinson	Tender	8
C.F. Stinson	Tendril	4
C.F. Stinson	Tessuto	4
C.F. Stinson	Trax	5
C.F. Stinson	Valise	3
C.F. Stinson	Vegas	4
C.F. Stinson	Verdure - EnVi™	5
C.F. Stinson	Volterra-HC	8
C.F. Stinson	Vortexia	7
C.F. Stinson	Walk the Line	6
C.F. Stinson	Waterwand	7
C.F. Stinson	Whisper	3

Manufacturer	Pattern	Grade
C.F. Stinson	Whitney	5
C.F. Stinson	Wicker	6
C.F. Stinson	Wink w/ Agion	6
C.F. Stinson	Winnly	5
C.F. Stinson	Wyatt	5
C.F. Stinson	Ybor	6
C.F. Stinson	Ziggy	4
C.F. Stinson	Zodiac	5

DESIGNTEX

Manufacturer	Pattern	Grade
Designtex	Adler	5
Designtex	Air	9
Designtex	Alcazar	5
Designtex	Alchemy	5
Designtex	Aloft	5
Designtex	Alpine	5
Designtex	Amwell	Call
Designtex	Angle	8
Designtex	Annex	5
Designtex	Anni	8
Designtex	Appleseed	6
Designtex	Arni	5
Designtex	Arthur	Call
Designtex	Aspect	4
Designtex	Aster	8
Designtex	Bark Cloth	6
Designtex	Bead	7
Designtex	Beguiled By The Wild	6
Designtex	Big Dot	6
Designtex	Big Texture	6
Designtex	Billiard Cloth	6
Designtex	Birch Bark Plaid	7
Designtex	Birdseye	3
Designtex	Bitdrift	7
Designtex	Botanique	5
Designtex	Boucle	7
Designtex	Boucle Dot	6
Designtex	Breena	5
Designtex	Brushed Flannel	5
Designtex	Bunta	6
Designtex	Burlap Weave	6
Designtex	Bute Braemar	9
Designtex	Bute Lewis	9
Designtex	Bute Melrose	9
Designtex	Bute Storr	Call
Designtex	Bute Tiree	Call
Designtex	Bute Tweed	9
Designtex	Capsule	7
Designtex	Carrick	9
Designtex	Cassava	6
Designtex	Catalyst	5
Designtex	Chapiteau	5
Designtex	Circa	6
Designtex	Clerkenwell	Call
Designtex	Code	6

Manufacturer	Pattern	Grade
Designtex	Collier	5
Designtex	Colten	5
Designtex	Concept	7
Designtex	Connor	5
Designtex	Course	7
Designtex	Crisscross	7
Designtex	Crosshatch	7
Designtex	Crossweave	5
Designtex	Crosswind	6
Designtex	Cubitt	7
Designtex	Current	6
Designtex	Dart	7
Designtex	Delaine	6
Designtex	Distressed Texture	6
Designtex	Divide	7
Designtex	Draft	6
Designtex	Ellipsis	4
Designtex	Faux Sure	7
Designtex	Five Cities	7
Designtex	Florin	6
Designtex	Fluent	7
Designtex	Fomo	5
Designtex	Forestbound	5
Designtex	Fortuna	8
Designtex	Friendly Faux	7
Designtex	Gale	6
Designtex	Gleam	6
Designtex	Gradate	6
Designtex	Gridley	5
Designtex	Halyard	8
Designtex	Hashtag	5
Designtex	Heather	7
Designtex	Hem Stitch	5
Designtex	Henrik Large	8
Designtex	Henrik Small	8
Designtex	Hexstripe	6
Designtex	Holmes	8
Designtex	Hyde	4
Designtex	Hyphen	6
Designtex	Inertia	7
Designtex	Inga Large	8
Designtex	Inga Small	8
Designtex	Inkling	7
Designtex	Inkling	7
Designtex	Inkling	7
Designtex	Inside Edge	6
Designtex	Interlock	6
Designtex	Jaunt	7
Designtex	Josef	6
Designtex	Journey	9
Designtex	Kami	8
Designtex	Lambert	8
Designtex	Latitude	7
Designtex	Lattice	7
Designtex	Leap	6
Designtex	Leaves	6
Designtex	Line Variations	7
Designtex	Little Dot	6
Designtex	Luster	6
Designtex	Mark	5

Manufacturer	Pattern	Grade	Manufacturer	Pattern	Grade	Manufacturer	Pattern	Grade
Designtex	Measure	5	Designtex	Sorano	5	Guilford of Maine	Emphasis	4
Designtex	Melange	5	Designtex	Spandau	5	Guilford of Maine	Evoke	3
Designtex	Metallo	6	Designtex	Splendor	5	Guilford of Maine	Feedback	4
Designtex	Metta	5	Designtex	Splice	5	Guilford of Maine	Flora	2
Designtex	Microgrid	5	Designtex	Split	5	Guilford of Maine	Frolic	2
Designtex	Migration	9	Designtex	Sprint	7	Guilford of Maine	George	4
Designtex	Mingle	7	Designtex	Starburst	7	Guilford of Maine	Highbeams	1
Designtex	Minnie	4	Designtex	Strand	6	Guilford of Maine	Input	2
Designtex	Mod	7	Designtex	Striae	6	Guilford of Maine	Instant	3
Designtex	Modern Tweed	9	Designtex	Stride	5	Guilford of Maine	Intuition	3
Designtex	Mohair Plus	Call	Designtex	Subtle	5	Guilford of Maine	Jane	2
Designtex	Motif	6	Designtex	Sunburst	8	Guilford of Maine	Lexicon	3
Designtex	Myddleton	Call	Designtex	Swing	7	Guilford of Maine	Liberty (Playful)	2
Designtex	Net	7	Designtex	Symbol	9	Guilford of Maine	Lifesaver	2
Designtex	New Brunswick	3	Designtex	System	5	Guilford of Maine	Limelight	3
Designtex	Nexus	7	Designtex	Tack Cloth	7	Guilford of Maine	Lisbon	3
Designtex	Opulent	5	Designtex	Terra	6	Guilford of Maine	Mainstream	3
Designtex	Oscillate	7	Designtex	The Last Aphid	8	Guilford of Maine	Moguls	3
Designtex	Otto	6	Designtex	Tiny Herringbone	6	Guilford of Maine	Moment	2
Designtex	Oxford Stripe	7	Designtex	Tramway	7	Guilford of Maine	Open House	1
Designtex	Pause	6	Designtex	Treeline	7	Guilford of Maine	Oxford	2
Designtex	Pennington	7	Designtex	Triform	6	Guilford of Maine	Phrase	2
Designtex	Phenomena	7	Designtex	Trim	7	Guilford of Maine	Portofino	3
Designtex	Pigment	8	Designtex	Trove	5	Guilford of Maine	Quadrille	2
Designtex	Pika	5	Designtex	Tumbleweed	6	Guilford of Maine	Reason	3
Designtex	Pinball	7	Designtex	Turn	7	Guilford of Maine	Recharge	3
Designtex	Pinpoint	7	Designtex	Tweed Multi	5	Guilford of Maine	Relay	3
Designtex	Pivot	5	Designtex	Ulster	3	Guilford of Maine	Revival	4
Designtex	Pixel	7	Designtex	Ulster Upholstery	4	Guilford of Maine	Ripple	3
Designtex	Plaid	7	Designtex	Union Cloth Upholstery	5	Guilford of Maine	Select	3
Designtex	Pleat	7	Designtex	Urban Grid	7	Guilford of Maine	Showtime	2
Designtex	Pop Art	7	Designtex	Vero	6	Guilford of Maine	Snakeskin	2
Designtex	Posey	7	Designtex	Vine	7	Guilford of Maine	Soundbyte	2
Designtex	Prompt	7	Designtex	Vivid	4	Guilford of Maine	Staccato	3
Designtex	Rail	6	Designtex	W	6	Guilford of Maine	Synopsis	2
Designtex	Rainwater	7	Designtex	Whim	6	Guilford of Maine	Ticker	2
Designtex	Reppweave	5	Designtex	Windowpane Crypton	6	Guilford of Maine	Timeless	2
Designtex	Revelry	6	Designtex	Woodcut	6	Guilford of Maine	Tracery	2
Designtex	Rise	5	Designtex	Yucca	6	Guilford of Maine	Transport	2
Designtex	Rocket	5				Guilford of Maine	Underground	2
Designtex	Rodenbach	8				Guilford of Maine	Whirl	3
Designtex	Rotary	7				Guilford of Maine	Xceed	3
Designtex	Rothesay	8						
Designtex	Round Leaves	8						
Designtex	Rove	6						
Designtex	Rumeli	5						
Designtex	Sail	7						
Designtex	Samba	8						
Designtex	Savile Plaid	8						
Designtex	Scale	6						
Designtex	Schism	5						
Designtex	Score	7						
Designtex	Segment	8						
Designtex	Shimmering Tide	9						
Designtex	Shortcut	7						
Designtex	Silicone Element	7						
Designtex	Singing in he Rain	5						
Designtex	Sketch	7						
Designtex	Social Dance	7						

GUILFORD OF MAINE		
Manufacturer	Pattern	Grade
Guilford of Maine	Adept	2
Guilford of Maine	Anchorage	2
Guilford of Maine	Aquatint	2
Guilford of Maine	Beacon	2
Guilford of Maine	BeeHave	2
Guilford of Maine	Blink	2
Guilford of Maine	Blinker	2
Guilford of Maine	Cabana Stripe	2
Guilford of Maine	Cadence	2
Guilford of Maine	Clarity	3
Guilford of Maine	Couture	2
Guilford of Maine	Ditty	2
Guilford of Maine	Diva	2
Guilford of Maine	Echo	3

LUNA		
Manufacturer	Pattern	Grade
Luna	Acolyte	8
Luna	Affinity	7
Luna	Alexander	5
Luna	Allegra	8
Luna	Allure	Call
Luna	Amuse	7
Luna	Beam	8
Luna	Betwixt	6
Luna	Boink	7
Luna	Boomerang	8
Luna	Boucle Stripe	7

Graded In Fabrics

Manufacturer	Pattern	Grade	Manufacturer	Pattern	Grade	Manufacturer	Pattern	Grade
Luna	Boutique	7	Luna	Sparkle	5	Luum	Stimuli	5
Luna	Broome	8	Luna	Spellbound	9	Luum	Subdivide	6
Luna	Bungalow	7	Luna	Splice	5	Luum	Substance	6
Luna	Burst	7	Luna	Staccato	8	Luum	Synaptic	6
Luna	Charm	Call	Luna	Stacking Chairs	8	Luum	Thangka	7
Luna	Cloud	8	Luna	Stars	6	Luum	Two Tone	7
Luna	Dapple	7	Luna	Stepping Stones	5	Luum	Ultra Durable	5
Luna	Delight	6	Luna	Stitch	5	Luum	Velvet Underground	6
Luna	Dish	5	Luna	Switchback	6	Luum	Vital	7
Luna	Doodad	8	Luna	Tech Stripe	8			
Luna	Dots Damask	7	Luna	Tech Twist	6			
Luna	Downtown Two	5	Luna	Telepathy	7			
Luna	Enchant	9	Luna	Transmission	5			
Luna	Endless	8	Luna	Trapeze	4			
Luna	Ensemble	Call	Luna	Twiggy	8			
Luna	Esperanto	8	Luna	Twist	5			
Luna	Facet	7	Luna	Urban Grid	8			
Luna	Filament	8	Luna	Waffle	5			
Luna	Flare	8	Luna	Wallflower	5			
Luna	Flash	7	Luna	Whimsy	6			
Luna	Framework	6	Luna	Wish	6			
Luna	Freehand	5						
Luna	Gizmo	8						
Luna	Halo	5						
Luna	Hammered Metal	5						
Luna	Hardcopy	5						
Luna	Hardware	8						
Luna	Harmonize	5						
Luna	Hatch	8						
Luna	Hatch Too	5						
Luna	HiFi	5						
Luna	Highlight	6						
Luna	Hush	6						
Luna	Idyll	5						
Luna	Incandescent	5						
Luna	Intersect	5						
Luna	Jaunty	6						
Luna	Linea	4						
Luna	Linen	7						
Luna	Loop	8						
Luna	Luna Atelier 01 (LA01)	8						
Luna	Matchsticks	6						
Luna	Mezzanine	6						
Luna	Micro Bubbly	9						
Luna	Mobile	7						
Luna	Motif.	7						
Luna	Nifty	4						
Luna	Notion	5						
Luna	Peek	8						
Luna	Plaza	6						
Luna	Propeller	9						
Luna	Quad	5						
Luna	Radar	5						
Luna	Redfern	Call						
Luna	Redondo	8						
Luna	Signal	5						
Luna	Sketch Stripe	9						
Luna	Snug	Call						
Luna	Sonic	5						

LUUM		
Manufacturer	Pattern	Grade
Luum	Amalgam	6
Luum	Ample	5
Luum	Angulo	8
Luum	Beaded Stripe	5
Luum	Complement	5
Luum	Cross Dye	5
Luum	Disrupt	7
Luum	Filar	5
Luum	Fine Grain	5
Luum	Flexagon	6
Luum	Full Wool	8
Luum	Fundamentals	3
Luum	Ghat	7
Luum	Heather Felt	7
Luum	Homage	7
Luum	Implex	5
Luum	Intone	5
Luum	Iterate	8
Luum	Knurl	6
Luum	Line Language	7
Luum	Magnify	4
Luum	Marl Cloth	5
Luum	Miami	5
Luum	Monotex	6
Luum	Navigate	Call
Luum	Outpress	7
Luum	Percept	5
Luum	Perilune	6
Luum	Point Emboss	5
Luum	Point to Point	7
Luum	Refraction	6
Luum	Situ	5

MAHARAM		
Manufacturer	Pattern	Grade
Maharam	Abacus	6
Maharam	Abacus Standard	5
Maharam	Across	6
Maharam	Akimbo	6
Maharam	Alloy	6
Maharam	Alter	6
Maharam	Anagram	7
Maharam	Apt	7
Maharam	Array	6
Maharam	Article	5
Maharam	Banister	6
Maharam	Bar	5
Maharam	Bar Crypton	6
Maharam	Beam	7
Maharam	Beside	6
Maharam	Bevel	5
Maharam	Bitmap	5
Maharam	Blip	7
Maharam	Brio	6
Maharam	Candid	5
Maharam	Caper	5
Maharam	Cartouche	6
Maharam	Centric	7
Maharam	Chance	6
Maharam	Chasm	6
Maharam	Chime	5
Maharam	Chock	6
Maharam	Circuit	6
Maharam	Clamber	6
Maharam	Coin	5
Maharam	Coincide	5
Maharam	Column	6
Maharam	Compound	6
Maharam	Conduit	5
Maharam	Crew	6
Maharam	Crush	6
Maharam	Dapper	5
Maharam	Dart	6
Maharam	Decode	6
Maharam	Disc	5
Maharam	Disc Crypton	6
Maharam	Disperse	6
Maharam	Ditto	7
Maharam	Divide	5

Manufacturer	Pattern	Grade	Manufacturer	Pattern	Grade	Manufacturer	Pattern	Grade
Maharam	Divide Crypton	6	Maharam	Runner Standard	5	Mayer	Aspect	5
Maharam	Emit	5	Maharam	Salon	9	Mayer	Atomic	3
Maharam	Enmesh	5	Maharam	Scape	7	Mayer	Aurora	6
Maharam	Exchange	5	Maharam	Schema	6	Mayer	Avenue	5
Maharam	Fasten	7	Maharam	Scuba	6	Mayer	Awakening	4
Maharam	Fathom	5	Maharam	Scute	5	Mayer	Banner	3
Maharam	Feature	6	Maharam	Scuttle	6	Mayer	Bar None	2
Maharam	Floret	6	Maharam	Seam	5	Mayer	Basic	1
Maharam	Fluent Crypton	6	Maharam	Serif	7	Mayer	Batik	3
Maharam	Focus	5	Maharam	Serried	7	Mayer	Beckon	2
Maharam	Fraction	6	Maharam	Sheen	6	Mayer	Bella	2
Maharam	Furrow	6	Maharam	Slant	6	Mayer	Berkshire	5
Maharam	Gild	6	Maharam	Sort	5	Mayer	Big Top	5
Maharam	Grade	7	Maharam	Span	6	Mayer	Blocks	3
Maharam	Grove	6	Maharam	Stature	5	Mayer	Bolero	5
Maharam	Hedge	6	Maharam	Steady	5	Mayer	Botanica	5
Maharam	Helix	7	Maharam	Steady Crypton	6	Mayer	Boteh	7
Maharam	Insignia	7	Maharam	Stride	6	Mayer	Brio	5
Maharam	Instill	5	Maharam	Strum	6	Mayer	Burst	5
Maharam	Joist	8	Maharam	Sudden	6	Mayer	Camelot	4
Maharam	Keen	5	Maharam	Surge	6	Mayer	Canvas	5
Maharam	Kindred	6	Maharam	Tailor	5	Mayer	Caressa FR	3
Maharam	Knob	Call	Maharam	Tempera	6	Mayer	Caressa Suede	4
Maharam	Knot	9	Maharam	Tend	6	Mayer	Cascade	5
Maharam	Lariat	5	Maharam	Ticker	6	Mayer	Catwalk	4
Maharam	Latch	7	Maharam	Tilt	6	Mayer	Cavalier	3
Maharam	Ledger	5	Maharam	Trait	6	Mayer	Cayman	5
Maharam	Lens	5	Maharam	Treat	6	Mayer	Celtic	5
Maharam	Limn	8	Maharam	Trio	8	Mayer	Chaps FR	4
Maharam	Lineage	5	Maharam	Trundle	5	Mayer	Charade	5
Maharam	Lunar	5	Maharam	Urban	6	Mayer	Charette	3
Maharam	Marquee	5	Maharam	Venn	6	Mayer	Chequers	5
Maharam	Medium	5	Maharam	Wedge	6	Mayer	Circuit	6
Maharam	Medley	5	Maharam	Wend	5	Mayer	Circumference	6
Maharam	Meridian	6	Maharam	Whirl	5	Mayer	Cirque	4
Maharam	Merit	5	Maharam	Wrap	5	Mayer	Collage	6
Maharam	Messenger	5				Mayer	Comalapa	6
Maharam	Metric	5				Mayer	Component	3
Maharam	Micro	5				Mayer	Contempo	3
Maharam	Milestone	5				Mayer	Continuum	3
Maharam	Mineral	6				Mayer	Convergence	4
Maharam	Multiply	5				Mayer	Copa	2
Maharam	Murmur	5				Mayer	Cork	5
Maharam	Oblique	5				Mayer	Cosmopolitan	4
Maharam	Offset	7				Mayer	Counterpoint	5
Maharam	Omen	6				Mayer	Cross Check	1
Maharam	Orbit	5				Mayer	Cuddle Up	5
Maharam	Parquet	7				Mayer	Curlicue	3
Maharam	Pennant	6				Mayer	Dakota	4
Maharam	Pick	5				Mayer	Dande	4
Maharam	Pick Crypton	6				Mayer	Dapper	3
Maharam	Plait	5				Mayer	Daydream	5
Maharam	Pocket	6				Mayer	Dazzle	5
Maharam	Prime	6				Mayer	Debonair	5
Maharam	Quay	6				Mayer	Debut	6
Maharam	Quick	5				Mayer	Destiny	3
Maharam	Radiant	8				Mayer	Destiny plus NanoGuard™	5
Maharam	Reel	7				Mayer	Detail	5
Maharam	Runner	6				Mayer	Disco	5

MAYER		
Manufacturer	Pattern	Grade
Mayer	Abbey	5
Mayer	Acclaim	5
Mayer	Acuco	6
Mayer	Align	3
Mayer	All Seasons FR	3
Mayer	All Use FR	2
Mayer	Amadeus	5
Mayer	Anasazi	3
Mayer	Ankara	5
Mayer	Antique	4
Mayer	Apex	3
Mayer	Apollo Silicone	6
Mayer	Arabesque	5
Mayer	Aristocrat	5
Mayer	Array	5
Mayer	Artistry	3
Mayer	Ascension	6

Graded In Fabrics

Manufacturer	Pattern	Grade	Manufacturer	Pattern	Grade	Manufacturer	Pattern	Grade
Mayer	Dublin Tweed FR	4	Mayer	Interlace	4	Mayer	Obi	6
Mayer	Durango	3	Mayer	Interlochen	4	Mayer	Obsession	6
Mayer	Duraweave® 10	1	Mayer	Interlude	2	Mayer	Odessa	5
Mayer	Echo	4	Mayer	Intrigue	4	Mayer	On the Spot	5
Mayer	Ecosphere	5	Mayer	Jekyll & Hyde	4	Mayer	Optic	3
Mayer	Eleanor Rigby	5	Mayer	Jenga	4	Mayer	Orbit	4
Mayer	Element	3	Mayer	Jitterbug	5	Mayer	Origami	6
Mayer	Elevation	5	Mayer	Journey	5	Mayer	Outback	3
Mayer	Entourage	6	Mayer	Jubilee	3	Mayer	Oxen SP Black	1
Mayer	Entwine	4	Mayer	Juncture	7	Mayer	Palermo	5
Mayer	Ephesus	5	Mayer	Karma	5	Mayer	Paparazzi	6
Mayer	Equal	2	Mayer	Katagami	6	Mayer	Paradigm	4
Mayer	Equation	4	Mayer	Kensington	5	Mayer	Paragon	3
Mayer	Equinox	4	Mayer	Key Largo	3	Mayer	Pastime	5
Mayer	Erode	6	Mayer	Kismet	5	Mayer	Patent	5
Mayer	Escapade	5	Mayer	Kobe	3	Mayer	Patio	3
Mayer	Esprit	4	Mayer	Laredo	5	Mayer	Pebble Beach	2
Mayer	Essence	5	Mayer	Latitude	5	Mayer	Peerless	4
Mayer	Essex	4	Mayer	Lavish	4	Mayer	Phoenix	4
Mayer	Europa	4	Mayer	Linen	3	Mayer	Pinehurst	4
Mayer	Evolve	6	Mayer	Links	4	Mayer	Pinnacle	3
Mayer	Facets	6	Mayer	Locomotion	3	Mayer	Plaza	5
Mayer	Fairy Tales	6	Mayer	London	5	Mayer	Polygon	4
Mayer	FanFare	6	Mayer	Longhorn	5	Mayer	Portal	4
Mayer	Fedora	3	Mayer	Longitude	5	Mayer	Positive Thoughts	6
Mayer	Figure Eight	3	Mayer	Lotus	6	Mayer	Prado	4
Mayer	Finale	5	Mayer	Luminary	2	Mayer	Primo	5
Mayer	Finesse	3	Mayer	Lunar	1	Mayer	Prism	3
Mayer	Flock	6	Mayer	Madras	4	Mayer	Punch	3
Mayer	Florentino	3	Mayer	Madrid SP Black	1	Mayer	Puno	6
Mayer	Flower Power	3	Mayer	Makore	5	Mayer	Quattro	2
Mayer	Focal Point	3	Mayer	Malibu	5	Mayer	Rain Dance	5
Mayer	Forte	1	Mayer	Mandala	7	Mayer	Ranchero	1
Mayer	Foundation 10	2	Mayer	Matka	4	Mayer	Razzmatazz	6
Mayer	Fresco	2	Mayer	Matrix	6	Mayer	Reflector	6
Mayer	Fretwork	6	Mayer	Maverick	3	Mayer	Rejuvenate	6
Mayer	Gala	5	Mayer	Mayfair	5	Mayer	Replay	5
Mayer	Geisha	7	Mayer	Meander	3	Mayer	Reveal	5
Mayer	Genesis	3	Mayer	Melange	3	Mayer	Reverb	3
Mayer	Genesis plus NanoGuard™	5	Mayer	Metal Strips	6	Mayer	Rhythm	6
Mayer	Glimmer	5	Mayer	Microdot	3	Mayer	Rift	5
Mayer	Grasscloth	2	Mayer	Milagro	6	Mayer	Ritz	1
Mayer	Groundworks	5	Mayer	Milano	4	Mayer	Rock & Roll	5
Mayer	Guardian	3	Mayer	Mingle	4	Mayer	Round 'N Round	6
Mayer	Haarlem	6	Mayer	Mode	5	Mayer	Sakura	6
Mayer	Haberdash	3	Mayer	Monogram	4	Mayer	Samurai	6
Mayer	Habitat	5	Mayer	Moonscape	3	Mayer	Sashiko	6
Mayer	Hexagon	4	Mayer	Morse	5	Mayer	Score	
Mayer	Holiday	5	Mayer	Mosaic	3	Mayer	Sequel	2
Mayer	Hombre	5	Mayer	Mosaic plus NanoGuard™	5	Mayer	Sequel plus NanoGuard™	4
Mayer	Honeycomb	2	Mayer	Multi-Crepe	2	Mayer	Sequence	4
Mayer	Hoopla	3	Mayer	Neo	5	Mayer	Shantung	3
Mayer	Huipil	6	Mayer	New Dimensions	6	Mayer	Sherlock	3
Mayer	Illusion	3	Mayer	Nexus	2	Mayer	Shibori	6
Mayer	Images	3	Mayer	Niche	5	Mayer	Shimmer	5
Mayer	Imprint	3	Mayer	Nirvana	6	Mayer	Sierra SP Black	1
Mayer	Impulse	1	Mayer	Noble	3	Mayer	Signs	6
Mayer	In The Groove	4	Mayer	Nostalgia	5	Mayer	Silk Screen	4
Mayer	Infinity	5	Mayer	Nylon-Stat ESD	5	Mayer	SilverWeave	4

Manufacturer	Pattern	Grade	MOMENTUM			Manufacturer	Pattern	Grade
			Manufacturer	Pattern	Grade			
Mayer	Sketch	4	Momentum	3D Grid	9	Momentum	Epic	4
Mayer	Slick	4	Momentum	Ace	4	Momentum	Essay	7
Mayer	Smart Suede	5	Momentum	Acoustic	7	Momentum	Estrella	8
Mayer	Social Network	5	Momentum	Agora II	5	Momentum	Explore	8
Mayer	Soho	5	Momentum	Aldo	9	Momentum	Expo	4
Mayer	Soleil	6	Momentum	Allegory	8	Momentum	Faux Felt	5
Mayer	Sophisticate	4	Momentum	Amentiy II	7	Momentum	Fleet	6
Mayer	Source	4	Momentum	Amuse	5	Momentum	Float	5
Mayer	Source plus NanoGuard™	5	Momentum	April	6	Momentum	Flow	7
Mayer	Space Odyssey	3	Momentum	Archer	7	Momentum	Flux	8
Mayer	Spacer Mesh	2	Momentum	Arrange	8	Momentum	Focal	5
Mayer	Spectre	3	Momentum	Audubon	8	Momentum	Fold	8
Mayer	Splendor	5	Momentum	Bandwidth II	7	Momentum	Foray	6
Mayer	Spokes	6	Momentum	Bangle	4	Momentum	Free	5
Mayer	Strata	2	Momentum	Banter	8	Momentum	Fuse	4
Mayer	Suede	5	Momentum	Beeline EPU	5	Momentum	Geo	8
Mayer	Sula	7	Momentum	Beep	5	Momentum	Glide	6
Mayer	Suna	6	Momentum	Bloc	8	Momentum	Graph	5
Mayer	Sutra	6	Momentum	Bobby	4	Momentum	Grid	4
Mayer	Synapse	6	Momentum	Boom II	5	Momentum	Groove EPU	5
Mayer	Tangram	7	Momentum	Boxcar	7	Momentum	Guild	4
Mayer	Tattersall	5	Momentum	Bravo II	6	Momentum	Habit	5
Mayer	Tea Leaves	2	Momentum	Brisk	7	Momentum	Halo	7
Mayer	Terrain	3	Momentum	Buoy	7	Momentum	Hearsay	7
Mayer	Textura	6	Momentum	Canter EPU	5	Momentum	Helm	7
Mayer	Theory	3	Momentum	Cairns	8	Momentum	Hive	6
Mayer	Time Line	5	Momentum	Camber	8	Momentum	Hop	6
Mayer	Toss Up	4	Momentum	Carlo	9	Momentum	Hue	5
Mayer	Tributary	4	Momentum	Cashmere II	5	Momentum	Icon	7
Mayer	Turnabout	6	Momentum	Centric	7	Momentum	Infinity	5
Mayer	Tussah	4	Momentum	Chipper	8	Momentum	Insight	4
Mayer	Twister	4	Momentum	Chromatic	7	Momentum	Interim	8
Mayer	Uptown	4	Momentum	Cityscape	8	Momentum	Interlock	9
Mayer	Valet	3	Momentum	Clang	5	Momentum	Intermix II	5
Mayer	Variant	3	Momentum	Colorwheel	7	Momentum	Jitney	7
Mayer	Venetian	8	Momentum	Course	7	Momentum	Jot	5
Mayer	Venue	4	Momentum	Cover CLoth	5	Momentum	Journal	8
Mayer	Verona	4	Momentum	Croquet	7	Momentum	Kindle	6
Mayer	Vibrant	5	Momentum	Crossing Colors	9	Momentum	Kindred	7
Mayer	Viewpoint	6	Momentum	Cycle	6	Momentum	Kinney	5
Mayer	Vintage Mohair	Call	Momentum	Cryptic	7	Momentum	Knack	5
Mayer	Vinyl Stat ESD	5	Momentum	Cube	7	Momentum	Ledge	5
Mayer	Vipassana	6	Momentum	Current	5	Momentum	Lella	8
Mayer	Vogue	4	Momentum	Cutout	9	Momentum	Lens	5
Mayer	Volante	8	Momentum	Dart	5	Momentum	Leno	7
Mayer	Wallaby SP Black	1	Momentum	Dash	7	Momentum	Level	7
Mayer	Webscape	3	Momentum	Dayspell	7	Momentum	Lina	8
Mayer	Whimsy	6	Momentum	Decode	5	Momentum	Lineup	5
Mayer	Whirligig	6	Momentum	Delve	6	Momentum	Llyod	9
Mayer	Whirlwind	2	Momentum	Dive	6	Momentum	Lore	7
Mayer	Wildflower	6	Momentum	Drawing Lines	8	Momentum	Lucio	Call
Mayer	Willow	3	Momentum	Drift	7	Momentum	Ludwig	9
Mayer	Wilson	6	Momentum	Ebb	8	Momentum	Malmo	8
Mayer	Wool Boucle	7	Momentum	Echo II	7	Momentum	Mapping Ideas	8
Mayer	Xanadu	6	Momentum	Edison	7	Momentum	Marathon	5
Mayer	Zazen	6	Momentum	Embark	6	Momentum	Marcel	8
Mayer	Zen	6	Momentum	Endurance EPU	5	Momentum	Memory	8
Mayer	Zest	2	Momentum	Eon EPU	5	Momentum	Millennium	5
						Momentum	Mix	8

Graded In Fabrics

Manufacturer	Pattern	Grade
Momentum	Nagoya	8
Momentum	Nifty	5
Momentum	Nimble	8
Momentum	Odyssey	5
Momentum	Ohs II	8
Momentum	Origin	4
Momentum	Painting Strokes	8
Momentum	Panorama	8
Momentum	Parable	7
Momentum	Parentesi	9
Momentum	Paenthesis	4
Momentum	Perk	4
Momentum	Phonton	7
Momentum	Phrase	7
Momentum	Pierre	9
Momentum	Ping	5
Momentum	Pique	5
Momentum	Places Spaces Faces	9
Momentum	Propel	7
Momentum	Propensity II	5
Momentum	Prospect	6
Momentum	Proximity	8
Momentum	Pursue	7
Momentum	Quince	8
Momentum	Rally	7
Momentum	Refract	7
Momentum	Rein II	5
Momentum	Reveal	8
Momentum	Revolve	8
Momentum	Riga	8
Momentum	Ring	7
Momentum	Rise	5
Momentum	Rivet	5
Momentum	Row	5
Momentum	Rubato	7
Momentum	Rush Hour	8
Momentum	Sail	7
Momentum	Scan	8
Momentum	Scrabble	5
Momentum	Sidestep	7
Momentum	Silica	7
Momentum	Silica Leather	7
Momentum	Site Line	1
Momentum	Sketching Air	8
Momentum	Skip	5
Momentum	Slice	5
Momentum	Small Talk	7
Momentum	Solace	5
Momentum	Sort	7
Momentum	Spontaneous	8
Momentum	Starbound	7
Momentum	Story	7
Momentum	Stroll	5
Momentum	Strut	5
Momentum	Sublime II	6
Momentum	Symbol	8
Momentum	Syntax	5
Momentum	Tact II	7
Momentum	Tactic	8

Manufacturer	Pattern	Grade
Momentum	Tech Weave	Call
Momentum	Tesla	7
Momentum	Tetra	5
Momentum	Tilt	6
Momentum	Toggle	4
Momentum	Traction	8
Momentum	Tradition	5
Momentum	Trapeze	7
Momentum	Trivia	7
Momentum	Trove	8
Momentum	Turin	8
Momentum	Twist	8
Momentum	Uplift	7
Momentum	Veer	6
Momentum	Velocity	5
Momentum	Via	5
Momentum	Vox	4
Momentum	Wander	7
Momentum	Weaving Palettes	7
Momentum	Well Well Well	9
Momentum	Whim	7
Momentum	Whit EPU	5
Momentum	Why Why Why	9
Momentum	Zipped	7

PAUL BRAYTON

Manufacturer	Pattern	Grade
Paul Brayton	Al Fresco	6
Paul Brayton	Alpine	7
Paul Brayton	Angus	6
Paul Brayton	Avery	5
Paul Brayton	Backgammon	7
Paul Brayton	Canopy	6
Paul Brayton	Cirrus	6
Paul Brayton	Divine	4
Paul Brayton	Flannelsuede - 3100	8
Paul Brayton	Flannelsuede - 3103	8
Paul Brayton	Frolic	6
Paul Brayton	Fun	6
Paul Brayton	Jilly Twill	4
Paul Brayton	Journey	6
Paul Brayton	Killian	6
Paul Brayton	Meridian	5
Paul Brayton	Molly	6
Paul Brayton	Moonstruck	7
Paul Brayton	Nimbus	6
Paul Brayton	Odyssey	7
Paul Brayton	Pizzelle	6
Paul Brayton	Prizm	7
Paul Brayton	Promenade	6
Paul Brayton	Quest	6
Paul Brayton	Rhyme	4
Paul Brayton	Somerfield	6
Paul Brayton	Spinnaker	7
Paul Brayton	Stratus	6
Paul Brayton	Textura HG Almost	7

Manufacturer	Pattern	Grade
Paul Brayton	Toto Plaid	6
Paul Brayton	Tulip	6
Paul Brayton	Woodland	7

ULTRAFABRICS

Manufacturer	Pattern	Grade
Ultrafabrics	Brisa	5
Ultrafabrics	Brisa Indoor/Outdoor	5
Ultrafabrics	Brisa Distressed	5
Ultrafabrics	Brisa Distressed Indoor/Outdoor	5
Ultrafabrics	Brisa Fresco	5
Ultrafabrics	Brisa Mokume	5
Ultrafabrics	Cora	5
Ultrafabrics	Cove	5
Ultrafabrics	Dwell	5
Ultrafabrics	Eco Tech	5
Ultrafabrics	Fusion	5
Ultrafabrics	Fusion Shimmer	5
Ultrafabrics	Helix	5
Ultrafabrics	Linen	5
Ultrafabrics	Pony	5
Ultrafabrics	Primera	3
Ultrafabrics	Promessa	5
Ultrafabrics	Promessa Indoor/Outdoor	5
Ultrafabrics	Strada	4
Ultrafabrics	Toscana	4
Ultrafabrics	Uccello	5
Ultrafabrics	Ultraleather	5
Ultrafabrics	Ultraleather Pearlized	5
Ultrafabrics	Ultraleather Pro	5
Ultrafabrics	Ultraleather Tottori	5
Ultrafabrics	Ultratech Wired	5
Ultrafabrics	Viva	5

CTL LEATHER

Manufacturer	Pattern	Grade
CTL Leather	Atlantic	Call
CTL Leather	Barolo	Call
CTL Leather	Bull Soft	Call
CTL Leather	Capri	Call
CTL Leather	Caress	Call
CTL Leather	Classico	Call
CTL Leather	Cowboy	Call
CTL Leather	Dakota	Call
CTL Leather	Dallas Soft	Call
CTL Leather	Dublin	Call
CTL Leather	Elegance	Call
CTL Leather	Epic	Call
CTL Leather	Heritage	Call
CTL Leather	Linea	Call
CTL Leather	Lodge	Call
CTL Leather	Madras	9
CTL Leather	Mardi Gras	Call
CTL Leather	Mustang	Call
CTL Leather	Palma	Call
CTL Leather	Paradiso	Call
CTL Leather	Prescott	Call
CTL Leather	Queensland	Call
CTL Leather	Rio	Call
CTL Leather	Roxy	Call
CTL Leather	Santiago	Call
CTL Leather	Seide	Call
CTL Leather	Siena	Call
CTL Leather	Stagecoach	Call
CTL Leather	Tuscania	Call
CTL Leather	Valencia	Call
CTL Leather	Vogue	Call

NeutralPosture

Visit NeutralPosture.com or call 979.778.0502

BIFMA e3/LEVEL
GSA

WOMEN[™]
OWNED

ISO 9001:2015 Approved
SCS Indoor Advantage